



Economic and Social Council

Distr.: General
7 August 2018

Original: English

Economic Commission for Europe

Administrative Committee for the TIR Convention, 1975

Sixty-eighth session

Geneva, 18 October 2018

Item 3 (a) (i) of the provisional agenda

Activities and administration of the TIR Executive Board:

Activities of the TIR Executive Board:

Report by the Chair of the TIR Executive Board

Prices of TIR Carnets

Note by the secretariat

I. Background

1. Since the entry into force, on 1 January 2012, of the amendments to Annex 9, Part I of the TIR Convention, 1975, one of the obligations of national associations is to provide the TIR Executive Board (TIRExB), annually, as per 1 March, with the price of each type of TIR Carnet it issues.
2. At its seventieth-fifth session (6 and 7 December 2017), TIRExB requested the secretariat to publish the 2017 prices on the TIRExB website and to transmit the prices and their analysis for the consideration of the Committee.

II. Information received

3. In 2012, the secretariat received information from 10 associations. In 2013, 2014, 2015 and 2016, 48, 49, 50 and 51 associations, respectively, provided TIRExB with data on the prices of TIR Carnets they issue.
4. To date, 50 associations have provided TIRExB with the 2017 prices of each type of TIR Carnet that they issue.
5. The prices received for 2012, 2013, 2014, 2015, 2016 and 2017, converted to United States dollars (USD), are presented in Annexes I, II, III, IV, V and VI.

GE.18-12937(E)



* 1 8 1 2 9 3 7 *

Please recycle



III. Disclaimer

7. At its seventieth session, TIRExB expressed the view that, due to the general nature of the requirement of Annex 9, Part I, para. 3 (vi), stipulating that national associations provide TIRExB, annually, before 1 March with ‘the price’ of each type of TIR Carnet it issues, the prices as reported by national associations might vary in composition (including, for example, or not, Value Added Tax (VAT), insurance fees, etc.). As a consequence, TIRExB agreed on the text of following disclaimer and requested the secretariat to include it on the web page where prices are reproduced as well as in future documents of the Committee with TIR Carnet prices.

Disclaimer: Prices of TIR Carnets are published as reported by national associations to the TIR Executive Board, in accordance with Annex 9, Part I, paragraph 3 (vi) and may not always be comparable. Some associations may report prices including taxes (e.g. VAT) or fees (e.g. insurance fees) while others may not. Furthermore, national practices, such as, but not limited to, the obligation for TIR Carnet holders to provide the association with any type of security or the payment of annual membership fees, may also have an influence on the prices of TIR Carnets.

IV. Analysis

8. At its sixty-third session, the Committee considered the preliminary analysis of the 2015 TIR Carnet prices, as contained in Annex V of document ECE/TRANS/WP.30/AC.2/2016/2. It was of the view that the analysis provides useful information in fulfilment of the mandate of TIRExB to monitor TIR Carnet prices, and should be repeated annually and reported to the Committee whenever significant changes in TIR Carnet prices are identified.

9. Annex VII contains an analysis of the 2017 TIR Carnet prices.

V. Considerations by the Committee

10. In view of the above, the Committee may wish to discuss the prices presented in the Annexes I, II, III, IV, V and VI as well as the analysis contained in Annex VII.

Annex I

Table I.1
2012 Prices
 (2012 prices in United States dollars)

Country	Association	4 Volets TIR Carnet		4 Volets TIR Carnet (Pilot/EU)		6 Volets TIR Carnet		14 Volets TIR Carnet		20 Volets TIR Carnet	
		Member/ National	Non- member/ Foreign	Member/ National	Non- member/ Foreign	Member/ National	Non- member/ Foreign	Member/ National	Non- member/ Foreign	Member/ National	Non- member/ Foreign
Austria	AISÖ	58.91	62.83			78.54	86.39	111.27	117.81		
Czech Republic	CESMAD BOHEMIA	72.46	72.46	58.51	58.51	102.52	102.52	105.21	105.21	107.89	107.89
Hungary	MKFE	64.55	64.55					92.21	92.21		
Italy	UICCIAA	79.47	79.47					101.99	101.99	109.93	109.93
Montenegro	PKCG							130.90	130.90		
Poland	ZMPD	51.71	51.71	42.27	42.27			71.83	71.83	80.32	80.32
Romania	UNTRR	115.18	115.18			129.58	129.58	130.89	130.89		
Russian Federation	ASMAP	64.23	64.23	56.69	56.69	86.14	86.14	87.13	87.13		
Republic of Serbia	CCIS-ATT	90.25	90.25			134.98	134.98	135.72	135.72	139.95	139.95
Turkey	TOBB	68.54	68.54	50.00	50.00	102.25	102.25	109.55	109.55	112.36	112.36

Annex II

Table II.1
2013 Prices

(2013 prices in United States dollars)

Country	Association	4 Volets TIR Carnet		4 Volets TIR Carnet (Pilot/EU)		6 Volets TIR Carnet		14 Volets TIR Carnet		20 Volets TIR Carnet	
		Member/ National	Non- member/ Foreign	Member/ National	Non- member/ Foreign	Member/ National	Non- member/ Foreign	Member/ National	Non- member/ Foreign	Member/ National	Non- member/ Foreign
Armenia	AIRCA										
Austria	AISÖ	62.83	66.76			82.47	90.32	115.19	121.74		
Azerbaijan	ABADA	148.75	148.75					174.40	174.40		
Belarus	BAMAP	43.01	58.60	37.10	48.39			58.06	85.48		
Belgium	FEBETRA	97.69	97.69					128.90	128.90		
Bosnia and Herzegovina	AIRH							127.84	127.84	129.38	129.38
Bulgaria	AEBTRI	72.96	121.82	60.91				101.74	121.82		
Croatia	TRANSPORTKOM	135.78	135.78					117.67	117.67	145.69	145.69
Czech Republic	CESMAD	71.39	71.39	57.64	57.64	101.00	101.00	103.65	103.65	106.29	106.29
Denmark	DTL					193.59	193.59	193.59	193.59		
Estonia	ERAA	121.26	121.26	88.19	88.19	133.86	133.86	133.86	133.86		
Finland	SKAL			137.16	137.16	145.27	145.27	145.27	145.27	145.27	145.27
France	AFTRI	94.98	94.98			122.12	122.12	156.04	156.04		
Georgia	GIRCA	76.59	76.59					136.76	136.76		
Germany	AIST	113.03	113.03			129.31	129.31	142.88	142.88	156.45	156.45
	BGL	117.92	117.92			145.47	145.47	146.40	146.40	152.31	152.31
Greece	OFAE	67.44	67.44					95.98	95.98	97.28	97.28
Hungary	MKFE	61.97	61.97					88.53	88.53		
Iran (Islamic Republic of)	ICCIM	101.81	101.81					138.46	138.46		

Country	Association	4 Volets TIR Carnet		4 Volets TIR Carnet (Pilot/EU)		6 Volets TIR Carnet		14 Volets TIR Carnet		20 Volets TIR Carnet	
		Member/ National	Non- member/ Foreign	Member/ National	Non- member/ Foreign	Member/ National	Non- member/ Foreign	Member/ National	Non- member/ Foreign	Member/ National	Non- member/ Foreign
		Italy	UICCIAA	78.54	78.54			95.56	95.56	100.79	100.79
Jordan	RACJ							141.04	141.04		
Kazakhstan	KAZATO			76.41	76.41	93.02	93.02	99.67	99.67	99.67	99.67
Kyrgyzstan	AIRTO-KR					180.00	180.00	180.00	180.00		
Latvia	LA			46.55	46.55			96.72	96.72		
Lebanon	CCIAB							120.00	120.00		
Lithuania	LINAVA	189.86		177.67				246.07			
Mongolia	NARTAM							150.00	150.00		
Montenegro	PKCG							130.90	130.90		
Netherlands	SCT/TLN	87.34	87.34			104.80	104.80	106.39	106.39		
	NIWO	87.34	87.34			104.80	104.80	106.39	106.39		
Norway	NLF							140.40	193.05		
Poland	ZMPD	58.00	58.00	46.78	46.78			83.08	83.08	89.35	89.35
Republic of Moldova	AITA	64.46						89.20		91.30	
Romania	ARTRI	120.75	120.75	112.61	112.61			135.68	135.68		
	UNTRR	120.75	120.75	112.61	112.61			135.68	135.68		
Russian Federation	ASMAP	69.12	69.12	60.87	60.87	92.69	92.69	93.77	93.77		
Republic of Serbia	CCIS-ATT	86.75	86.75			129.97	129.97	130.71	130.71	134.96	134.96
Slovakia	CESMAD	82.09	82.09	69.20	69.20	109.23	109.23	110.18	110.18		
Slovenia	GIZ	49.34	49.34	35.90	35.90			74.07	74.07	76.22	76.22
Spain	ASTIC							104.99	104.99		
Sweden	SA	295.55	354.67	295.55	354.67	295.55	354.67	295.55	354.67	295.55	354.67
Switzerland	ASTAG					139.78	247.31	172.04	279.57	188.17	295.70

<i>Country</i>	<i>Association</i>	<i>4 Volets TIR Carnet</i>		<i>4 Volets TIR Carnet (Pilot/EU)</i>		<i>6 Volets TIR Carnet</i>		<i>14 Volets TIR Carnet</i>		<i>20 Volets TIR Carnet</i>	
		<i>Member/ National</i>	<i>Non- member/ Foreign</i>	<i>Member/ National</i>	<i>Non- member/ Foreign</i>	<i>Member/ National</i>	<i>Non- member/ Foreign</i>	<i>Member/ National</i>	<i>Non- member/ Foreign</i>	<i>Member/ National</i>	<i>Non- member/ Foreign</i>
		Turkey	TOBB	68.93	68.93	50.28	50.28	102.82	102.82	110.17	110.17
Turkmenistan	THADA							116.90	116.90		
Ukraine	AIRCU	49.79	49.79	38.58	38.58	77.99	77.99	79.27	79.27		
United Kingdom	FTA					122.91	122.91	127.47	127.47		
	RHA	91.05	91.05			118.36	118.36	127.47	127.47		
Uzbekistan	AIRCUZ	100.00	100.00					120.00	120.00		

Annex III

Table III.1
2014 Prices

(2014 prices in United States dollars)

Country	Associa- tion	4 Volets TIR Carnet		4 Volets TIR Carnet (Pilot/EU)		6 Volets TIR Carnet		6 Volets TIR Carnet (Pilot/EU)		14 Volets TIR Carnet		20 Volets TIR Carnet	
		Member/ National	Non- member/ Foreign	Member/ National	Non- member/ Foreign	Member/ National	Non- member/ Foreign	Member /National	Non- member/ Foreign	Member/ National	Non- member/ Foreign	Member/ National	Non- member/ Foreign
IRU distribution price		42.52	42.52	32.18	32.18	67.81	67.81	45.97	45.97	68.91	68.91	71.26	71.26
Afghanistan	ACCI	90.00				110.00				120.00		130.00	
Albania	ANALTIR					75.00	75.00			75.00	75.00		
Armenia	AIRCA									109.02	135.68		
Austria	AISÖ	66.76	70.93			87.62	95.97			122.39	129.35		
Azerbaijan	ABADA	109.73	109.73			132.28	132.28			135.28	135.29		
Belarus	BAMAP	45.98	62.64	39.66	51.72			57.47	74.71	62.07	91.38		
Belgium	FEBETRA	97.69	97.69							128.90	128.90		
Bosnia and Herzegovina	AIRH									134.03	134.03		
Bulgaria	AEBTRI	75.69	126.38	63.19				81.94		105.55	126.38	117.36	
Croatia	TRANSPOR	87.12	87.12							121.96	121.96	151.00	151.00
Czech Republic	CESMAD BOHEMIA	67.53	67.53	54.53	54.53	95.55	95.55			98.05	98.05	100.55	100.55
Denmark	DTL					207.19	207.19			207.19	207.19		
Estonia	ERAA	128.51	128.51	93.46	93.46	141.86	141.86			141.86	141.86		
Finland	SKAL			145.73	145.73	154.35	154.35			154.35	154.35	154.35	154.35
France	AFTRI	94.98	94.98			122.12	122.12			156.04	156.04		

Country	Association	4 Volets TIR Carnet		4 Volets TIR Carnet (Pilot/EU)		6 Volets TIR Carnet		6 Volets TIR Carnet (Pilot/EU)		14 Volets TIR Carnet		20 Volets TIR Carnet	
		Member/ National	Non- member/ Foreign	Member/ National	Non- member/ Foreign	Member/ National	Non- member/ Foreign	Member/ National	Non- member/ Foreign	Member/ National	Non- member/ Foreign	Member/ National	Non- member/ Foreign
The former Yugoslav Republic of Macedonia	AMERIT	82.76	82.76	59.77	59.77	89.66	89.66			117.24	117.24		
Germany	AIST	113.03	113.03			129.31	129.31			142.88	142.88	156.45	156.45
	BGL	119.97	119.97			147.68	147.68			148.60	148.60	154.59	154.59
Greece	OFAE	73.32	73.32							95.98	95.98		
Hungary	MKFE	65.20	65.20							102.92	102.92		
Iran (Islamic Republic of)	ICCIM	101.62	101.62							138.21	138.21		
Italy	UICCIAA	82.75	82.75			100.68	100.68			106.20	106.20	114.48	114.48
Jordan	RACJ									141.24	141.24		
Kazakhstan	KAZATO			74.19	74.19	90.32	90.32			96.77	96.77	96.77	96.77
Kyrgyzstan	AIRTO-KR					180.00	180.00	140.00	140.00	180.00	180.00		
Latvia	LA			49.04	49.04					94.22	94.22		
Lebanon	CCIAB	120.00	120.00							150.00	150.00		
Lithuania ¹	LINAVA	72.56		61.10				73.46		90.54			
	LINAVA	82.67		70.09				80.20		104.20			
Mongolia	NARTAM									300	300		
Montenegro	PKCG									139.08	139.08		
Netherlands ²	NIWO	92.55	92.55			111.07	111.07			112.75	112.75		
Norway	NLF									132.01	181.51		

¹ LINAVA applies different prices for “Active members” and “Association Members”

² Prices are available on www.niwo.nl/

Country	Associa- tion	4 Volets TIR Carnet		4 Volets TIR Carnet (Pilot/EU)		6 Volets TIR Carnet		6 Volets TIR Carnet (Pilot/EU)		14 Volets TIR Carnet		20 Volets TIR Carnet	
		Member/ National	Non- member/ Foreign	Member/ National	Non- member/ Foreign	Member/ National	Non- member/ Foreign	Member /National	Non- member/ Foreign	Member/ National	Non- member/ Foreign	Member/ National	Non- member/ Foreign
Poland	ZMPD	59.96	59.96	48.40	48.40					85.93	85.93		
Romania	ARTRI	120.75	120.75	112.61	112.61			115.33	115.33	135.68	135.68		
	UNTRR	120.75	120.75	112.61	112.61	134.32	134.32	115.33	115.33	135.68	135.68		
Russian Federation	ASMAP	68.91	68.91	59.44	59.44	93.56	93.56			94.64	94.64		
Serbia	CCIS-ATT	70.79	70.79			113.91	113.91	71.13	71.13	114.94	114.94	117.00	117.00
Slovakia	CESMAD SLOVAKIA	82.09	82.09	69.20	69.20	109.23	109.23			110.18	110.18		
Slovenia	GIZ	52.74	52.74	38.37	38.37					79.18	79.18	81.48	81.48
Spain	ASTIC									124.13	124.13		
Sweden	SA	288.46	346.15	288.46	346.15	288.46	346.15			288.46	346.15	288.46	346.15
Switzerland	ASTAG					149.43	264.37			183.91	298.85	201.15	316.09
Turkey	TOBB	68.15	68.15	50.07	50.07	102.92	102.92	69.54	69.54	109.87	109.87	112.66	112.66
Ukraine	AIRCU	42.06	42.06	31.95	31.95	45.43	45.43	40.44	40.44	67.90	67.90		
United Kingdom	FTA	54.94				80.93				83.93			
	RHA	49.96				64.95				69.94			
Uzbekistan	AIRCUZ	100.00	100.00							120.00	120.00		

Annex IV

Table IV.1
2015 Prices

(2015 prices in United States dollars)

Country	Association	4 Volets TIR Carnet		4 Volets TIR Carnet (Pilot/EU)		6 Volets TIR Carnet		6 Volets TIR Carnet (Pilot/EU)		14 Volets TIR Carnet		20 Volets TIR Carnet	
		Member/ National	Non- member/ Foreign	Member/ National	Non- member/ Foreign	Member/ National	Non- member/ Foreign	Member/ National	Non- member/ Foreign	Member/ National	Non- member/ Foreign	Member/ National	Non- member/ Foreign
	IRU distribution price ³	26.21	26.21	-	-	61.84	61.84	41.93	41.93	62.89	62.89	64.99	64.99
Albania	ANALTIR							59.73	59.73	59.73	59.73		
Armenia	AIRCA									110.06	136.27		
Austria	AISÖ	44.89	48.26			70.71	77.44			98.77	104.38		
Azerbaijan	ABADA	59.56	59.56			102.27	102.27			104.51	104.51	106.76	106.76
Belarus	BAMAP	33.54	47.17					52.41	68.13	57.13	83.33		
Belgium	FEBETRA	70.29	70.29							107.71	107.71		
Bosnia and Herzegovina	AIRH									104.55	104.55		
Bulgaria	AEBTRI	50.95	98.64					67.21		87.80	98.64	89.43	
Croatia	TRANSPOR TKOMERC	81.11	81.11							110.60	110.60		
Czech Republic	CESMAD BOHEMIA	42.38	42.38			77.83	77.83			79.87	79.87	81.91	81.91
Denmark	DTL					160.60	160.60			160.60	160.60		
Estonia	ERAA	103.70	103.70	75.42	75.42	114.48	114.48			114.48	114.48		
Finland	SKAL	94.84	94.84			100.45	100.45	100.45	100.45	100.45	100.45	100.45	100.45

³ Prices converted to USD using the 1 March 2015 exchange rate, excluding the exceptional 10% rebate granted from 15 January 2015 to 15 April 2015.

Country	Association	4 Volets TIR Carnet		4 Volets TIR Carnet (Pilot/EU)		6 Volets TIR Carnet		6 Volets TIR Carnet (Pilot/EU)		14 Volets TIR Carnet		20 Volets TIR Carnet	
		Member/ National	Non- member/ Foreign	Member/ National	Non- member/ Foreign	Member/ National	Non- member/ Foreign	Member /National	Non- member/ Foreign	Member/ National	Non- member/ Foreign	Member/ National	Non- member/ Foreign
France	AFTRI	85.03	85.03			107.71	107.71			136.05	136.05		
Georgia	GIRCA	55.72	55.72							126.65	126.65		
Germany	AIST	94.44	94.44			108.05	108.05			119.39	119.39	130.73	130.73
	BGL	84.99	84.99			121.79	121.79			122.55	122.55	127.49	127.49
Greece	OFAE	58.36	58.36							83.05	83.05		
Hungary	MKFE	58.33	58.33							83.85	83.85		
Iran (Islamic Republic of)	ICCIM	92.34	92.34							125.59	125.59		
Italy	UICCIAA	73.17	73.17			89.02	89.02			93.90	93.90	101.22	101.22
Jordan	RACJ									141.24	141.24		
Kazakhstan	KAZATO	74.97	74.97			112.58	112.58	90.72	90.72	118.06	118.06		
Kyrgyzstan	AIRTO-KR					180.00	180.00	140.00	140.00	180.00	180.00		
Latvia	LA	40.01	40.01							81.24	81.24		
Lebanon	CCIAB	75.00	75.00							150.00	150.00		
Lithuania	LINAVA	50.00	50.00			65.53	65.53			78.00	78.00		
Montenegro	PKCG									112.23	112.23		
Morocco	AMTRI	121.74	121.74										
Netherlands	NIWO/TLN	75.45	75.45			90.54	90.54			91.92	91.92		
Norway	NLF									107.57	147.91		
Poland	ZMPD	39.10	39.10							75.12	75.12		
Republic of Moldova	AITA	40.43	40.43			81.35	81.35	56.17	56.17	82.41	82.41	84.52	84.52
Romania	ARTRI	91.84	91.84					96.37	96.37	113.38	113.38		
	UNTRR	91.84	91.84			112.24	112.24	96.37	96.37	113.38	113.38		

Country	Association	4 Volets TIR Carnet		4 Volets TIR Carnet (Pilot/EU)		6 Volets TIR Carnet		6 Volets TIR Carnet (Pilot/EU)		14 Volets TIR Carnet		20 Volets TIR Carnet	
		Member/ National	Non- member/ Foreign	Member/ National	Non- member/ Foreign	Member/ National	Non- member/ Foreign	Member /National	Non- member/ Foreign	Member/ National	Non- member/ Foreign	Member/ National	Non- member/ Foreign
Russian Federation	ASMAP	42.86	42.86			73.93	73.93			74.93	74.93		
Republic of Serbia	CCIS-ATT	41.00	41.00			106.81	106.81	66.62	66.62	107.76	107.76	109.64	109.64
Slovakia	CESMAD SLOVAKIA	57.82	57.82			91.27	91.27	72.90	72.90	92.06	92.06		
Slovenia	GIZ INTERTRA NSPORT	48.10	48.10	34.99	34.99					72.21	72.21	74.30	74.30
Spain	ASTIC									121.95	121.95		
Sweden	SA	218.05	261.66	218.05	261.66	218.05	261.66			218.05	261.66	218.05	261.66
Switzerland	ASTAG					136.27	241.09			167.71	272.54	183.44	288.26
Tajikistan	ABBAT									212.00	212.00		
The former Yugoslav Republic of Macedonia	AMERIT	46.65	46.65			74.07	74.07			97.83	97.83		
Turkey	TOBB	35.71	35.71			78.34	78.34	55.68	55.68	80.65	80.65	82.57	82.57
Turkmenistan	THADA									105.14	105.14		
Ukraine	AsMAP UA	27.65	27.65			64.60	64.60	43.95	43.95	65.69	65.69		
United Kingdom	FTA	98.95	98.95			145.73	145.73			151.12	151.12		
	RHA	89.96	89.96			116.94	116.94			125.94	125.94		
Uzbekistan	AIRCUZ	100.00	100.00							120.00	120.00		

Annex V

Table V.1
2016 Prices

(2016 prices in United States dollars)

Country	Association	4 Volets TIR Carnet		4 Volets TIR Carnet (Pilot/EU)		6 Volets TIR Carnet		6 Volets TIR Carnet (Pilot/EU)		14 Volets TIR Carnet		20 Volets TIR Carnet	
		Member/ National	Non- member/ Foreign	Member/ National	Non- member/ Foreign	Member/ National	Non- member/ Foreign	Member/ National	Non- member/ Foreign	Member/ National	Non- member/ Foreign	Member/ National	Non- member/ Foreign
IRU distribution price ⁴		25.08	25.08	-	-	59.18	59.18	-	-	60.18	60.18	62.19	62.19
Azerbaijan	ABADA					72.10	72.10			120.16	120.16		
Albania	ANALTIR					62.89	62.89			62.89	62.89		
Armenia	AIRCA									107.14	132.65		
Austria	AISÖ	44.40	47.72			69.92	76.58			97.67	103.22		
Belarus	BAMAP	32.89	46.25					51.39	66.80	56.01	81.71		
Belgium	FEBETRA	68.81	68.81							105.44	105.44		
Bosnia and Herzegovina	AIRH									106.98	106.98		
Bulgaria	AEBTRI	54.52	105.57					71.93		93.97	105.57	95.71	
Croatia	TRANSPOR TKOMERC	79.09	79.09							107.85	107.85		
Czech Republic	CESMAD BOHEMIA	42.89	42.89			78.76	78.76			80.82	80.82	82.89	82.89
Denmark	DTL					170.05	170.05			170.05	170.05		
Estonia	ERAA	100.98	100.98	73.44	73.44	111.48	111.48			111.48	111.48		
Finland	SKAL	116.29	116.29			123.17	123.17			123.17	123.17		
France	AFTRI	81.97	81.97			103.83	103.83			131.15	131.15		
Georgia	GIRCA	54.56	54.56							124.01	124.01		
Germany	AIST	80.87	80.87			104.79	104.79			115.72	115.72		

⁴ Prices converted to USD using the 1 March 2016 exchange rate.

Country	Association	4 Volets TIR Carnet		4 Volets TIR Carnet (Pilot/EU)		6 Volets TIR Carnet		6 Volets TIR Carnet (Pilot/EU)		14 Volets TIR Carnet		20 Volets TIR Carnet	
		Member/ National	Non- member/ Foreign	Member/ National	Non- member/ Foreign	Member/ National	Non- member/ Foreign	Member /National	Non- member/ Foreign	Member/ National	Non- member/ Foreign	Member/ National	Non- member/ Foreign
	BGL	84.07	84.07			133.93	133.93			123.85	123.85	128.79	128.79
Greece	OFAE	57.97	57.97							82.50	82.50		
Hungary	MKFE	55.79	55.79							80.20	80.20		
Iran (Islamic Republic Of)	ICCIMA					67.89				90.52			
Italy	UICCIAA	65.65	65.65			79.87	79.87			84.25	84.25		
Kazakhstan	KAZATO	101.62	101.62			130.62	130.62	118.82	118.82	127.48	127.48		
Kyrgyzstan	AIRTO-KR					180.00	180.00	140.00	140.00	180.00	180.00		
Latvia	LA	39.33	39.33							80.28	80.28		
Lebanon	CCIAB	75.00	75.00			100.00	100.00			150.00	150.00		
Lithuania	LINAVA	49.73	49.73					65.36	65.36	78.58	78.58		
Mongolia	NARTAM					150.00	150.00			200.00	200.00		
Montenegro	PKCG									111.48	111.48		
Morocco	AMTRI	153.58											
Netherlands	NIWO/TLN	79.60	79.60			94.43	94.43			95.77	95.77		
Norway	NLF									90.76	124.80		
Poland	ZMPD	37.94	37.94			53.26	53.26			73.18	73.18		
Republic Of Moldova	AITA	38.75	38.75			53.55	53.55			78.75	78.75	82.11	82.11
Romania	ARTRI	88.52	88.52					92.90	92.90	109.29	109.29		
	UNTRR	88.62	88.62					93.00	93.00	109.41	109.41		
Russian Federation	ASMAP	43.75	43.75			79.31	79.31			80.27	80.27		
Republic of Serbia	CCIS-ATT	40.37	40.37					64.84	64.84	104.77	104.77		
Slovakia	CESMAD SLOVAKIA	55.04	55.04					70.10	70.10	89.24	89.24		
Slovenia	GIZ INTERTRA	71.23	71.23			82.51	82.51			100.23	100.23	102.30	102.30

Country	Association	4 Volets TIR Carnet		4 Volets TIR Carnet (Pilot/EU)		6 Volets TIR Carnet		6 Volets TIR Carnet (Pilot/EU)		14 Volets TIR Carnet		20 Volets TIR Carnet	
		Member/ National	Non- member/ Foreign	Member/ National	Non- member/ Foreign	Member/ National	Non- member/ Foreign	Member /National	Non- member/ Foreign	Member/ National	Non- member/ Foreign	Member/ National	Non- member/ Foreign
		Spain	NSPORT ASTIC									109.41	109.41
Sweden	SA	219.35	271.99	219.35	271.99	219.35	271.99	219.35	271.99	219.35	271.99	219.35	271.99
Switzerland	ASTAG					132.65	234.69			163.27	265.31	178.57	280.61
Syrian Arab Republic	SNC ICC	160.00	160.00			180.00	180.00			220.00	220.00		
Tajikistan	ABBAT									197.00	197.00		
The Former Yugoslav Republic Of Macedonia	AMERIT					52.11	52.11			91.59	91.59		
Turkey	TOBB	38.98	38.98			82.71	82.71	57.63	57.63	85.76	85.76	86.44	86.44
Turkmenistan	THADA					105.39	105.39			70.46	70.46		
Ukraine	AsMAP UA	32.26	32.26			44.44	44.44			73.66	73.66		
United Kingdom	FTA RHA	67.07	67.07									102.44	102.44
Uzbekistan	AIRCUZ	65.53	65.53			85.19	85.19			91.74	91.74		
		80.00	80.00							120.00	120.00		

Annex VI

Table VI.1

2017 Prices

(2017 prices in United States dollars)

Country	Association	4 Volets TIR Carnet		4 Volets TIR Carnet (Pilot/EU)		6 Volets TIR Carnet		6 Volets TIR Carnet (Pilot/EU)		14 Volets TIR Carnet		20 Volets TIR Carnet	
		Member/ National	Non- member/ Foreign	Member/ National	Non- member/ Foreign	Member/ National	Non- member/ Foreign	Member/ National	Non- member/ Foreign	Member/ National	Non- member/ Foreign	Member/ National	Non- member/ Foreign
IRU distribution net price ⁵		22.86	22.86	-	-	24.85	24.85	-	-	58.65	58.65	58.65	59.35
Afghanistan	ACCI					110.00	210.00			120.00	220.00		
Armenia	AIRCA									92.40	92.40		
Austria	AISÖ	42.42	45.60			66.81	73.17			93.32	98.62		
Azerbaijan	ABADA					70.38	70.38			117.30	117.30		
Belarus	BAMAP	32.85	46.20			51.33	66.74			67.76	81.62		
Belgium	FEBETRA	67.32	67.32							103.15	103.15		
Bosnia and Herzegovina	AIRH									89.48	89.48		
Bulgaria	AEBTRI	46.10				47.72				81.34	98.70	81.34	
Croatia	TRANSPOR TKOMERC					78.52	78.52			107.07	107.07		
Czech Republic	CESMAD BOHEMIA	40.82	40.82			74.96	74.96			76.92	76.92	78.89	78.89
Denmark	DTL					170.00	170.00			170.00	170.00		
Estonia	ERAA	91.62	91.62			91.62	91.62			152.70	152.70		
Finland	SKAL	117.33	117.33			124.28	124.28			124.28	124.28	124.28	124.28
France	AFTRI	80.04	80.04			101.39	101.39			128.07	128.07		
Georgia	GIRCA	53.66	53.66			78.05	78.05			121.95	121.95		
Germany	AIST	78.47	78.47			101.68	101.68			112.28	112.28		

⁵ Prices converted to USD using the 1 March 2017 exchange rate.

Country	Association	4 Volets TIR Carnet		4 Volets TIR Carnet (Pilot/EU)		6 Volets TIR Carnet		6 Volets TIR Carnet (Pilot/EU)		14 Volets TIR Carnet		20 Volets TIR Carnet	
		Member/ National	Non- member/ Foreign	Member/ National	Non- member/ Foreign	Member/ National	Non- member/ Foreign	Member /National	Non- member/ Foreign	Member/ National	Non- member/ Foreign	Member/ National	Non- member/ Foreign
	BGL	86.91	86.91			120.94	120.94						
Greece	OFAE					58.32	58.32			78.47	78.47		
Hungary	MKFE					60.61	60.61			77.44	77.44		
Iran (Islamic Republic Of)	ICCIM					60.95	60.95			81.27	81.27		
Italy	UICCIAA	64.03	64.03			77.91	77.91			82.18	82.18		
Jordan	RACJ									141.24	141.24		
Kazakhstan	KAZATO	74.95	74.95			80.96	80.96			113.93	113.93		
Kyrgyzstan	AIRTO-KR					180.00	180.00			180.00	180.00		
Latvia	LA	43.07	43.07							87.74	87.74		
Lebanon	CCIAB					100.00	100.00						
Lithuania	LINAVA	47.71	47.71			47.71	47.71			74.71	74.71		
Mongolia	NARTAM					150.00	150.00			200.00	200.00		
Montenegro	PKCG									117.65	117.65		
Morocco	AMTRI	147.68											
Norway	NLF									96.06	132.08		
Poland	ZMPD	33.29	33.29			35.09	35.09			71.13	71.13		
Republic Of Moldova	AITA	29.11	29.11			34.37	34.37			74.14	74.14	80.15	80.15
Republic of Serbia	CCIS-ATT	33.73	33.73			44.31	44.31			93.88	93.88		
Romania	ARTRI	85.90	85.90					90.14	90.14	106.04	106.04		
	UNTRR	86.45	86.45			90.72	90.72			106.72	106.72		
Russian Federation	ASMAP					43.30	43.30			80.03	80.03		
Slovakia	CESMAD SLOVAKIA	51.54	51.54			65.64	65.64			83.56	83.56		
Slovenia	GIZ INTERTRA	71.23	71.23			82.51	82.51			100.23	100.23	102.30	102.30

<i>Country</i>	<i>Association</i>	<i>4 Volets TIR Carnet</i>		<i>4 Volets TIR Carnet (Pilot/EU)</i>		<i>6 Volets TIR Carnet</i>		<i>6 Volets TIR Carnet (Pilot/EU)</i>		<i>14 Volets TIR Carnet</i>		<i>20 Volets TIR Carnet</i>	
		<i>Member/ National</i>	<i>Non- member/ Foreign</i>	<i>Member/ National</i>	<i>Non- member/ Foreign</i>	<i>Member/ National</i>	<i>Non- member/ Foreign</i>	<i>Member /National</i>	<i>Non- member/ Foreign</i>	<i>Member/ National</i>	<i>Non- member/ Foreign</i>	<i>Member/ National</i>	<i>Non- member/ Foreign</i>
	NSPORT												

Annex VII

Analysis of 2017 TIR Carnets prices

I. Introduction

At its sixty-first session, AC.2 welcomed document ECE/TRANS/WP.30/AC.2/2015/4, containing an assessment by the secretariat and various suggestions received from Contracting Parties (Belarus, European Union, Switzerland and Turkey), on the need for an analysis or a specific methodology for TIRExB to analyse the price information of TIR Carnets in detail. The Committee was of the view that the methodology proposed by the secretariat could be used to conduct a first pilot analysis by TIRExB, which at first would be kept restricted and could later be repeated annually if proved conclusive. Consequently, the Committee requested TIRExB, with the assistance of the secretariat, to work on the pilot analysis and report back to the Committee at one of its future sessions.

In document ECE/TRANS/WP.30/AC.2/2015/4 the secretariat proposed, as a first trial, to run a linear regression to analyse a number of variables whose data could be found for all countries providing the issuing prices and which could explain the variability of the prices, such as wages or the number of TIR Carnets issued.

At its sixty-third session, AC.2 considered the preliminary analysis of the 2015 TIR Carnet prices, as contained in Annex V of document ECE/TRANS/WP.30/AC.2/2016/2. It was of the view that the analysis provides useful information in fulfilment of the mandate of TIRExB to monitor TIR Carnet prices, and should be repeated annually and reported to the Committee whenever significant changes in TIR Carnet prices are identified.

Annex 5 Chapter II in document ECE/TRANS/WP.30/AC.2/2016/2 contains the theoretical discussion on the formation of TIR Carnet prices that led to the underlying analysis.

II. Data

The associations from Afghanistan, Armenia, Austria, Azerbaijan, Belarus, Belgium, Bosnia and Herzegovina, Bulgaria, Croatia, Czech Republic, Denmark, Estonia, Finland, France, Georgia, Germany, Greece, Hungary, Iran (Islamic Republic Of), Italy, Jordan, Kazakhstan, Kyrgyzstan, Latvia, Lebanon, Lithuania, Mongolia, Montenegro, Morocco, Norway, Poland, Republic of Moldova, Romania, Russian Federation, Serbia, Slovakia, Slovenia, Spain, Sweden, Switzerland, Syrian Arab Republic, the former Yugoslav Republic of Macedonia, Turkey, Turkmenistan, Ukraine, United Kingdom of Great Britain and Northern Ireland and Uzbekistan have sent TIRExB the 2017 prices of the TIR Carnets they issue. By subtracting the distribution prices by IRU, the association premiums can be obtained.

Table VII.1
Extra costs for non-members or foreign transporters

<i>Country</i>	<i>Association</i>	<i>Non-member weighted average price difference (USD)</i>
Austria	AISÖ	5.06
Belarus	BAMAP	13.33
Norway	NLF	34.03
Sweden	SA	42.95
Afghanistan	ACC ACCI	100.00
Switzerland	ASTAG	100.40

Table VII.1 shows the associations that have a different issuing price for their members or national transporter compared to non-members or foreign transporters.

Considering that charging extra for non-members or foreign transporters is the exception rather than the rule and assuming that most TIR Carnets are sold to members or domestic transporters, the analysis is carried out on the prices for members or domestic transporters.

As a proxy of the number of TIR Carnets issued in 2016 by each association, the number of TIR Carnets distributed by IRU to the associations (TOT⁶) is used. The correlation of the number of TIR Carnets distributed with the weighted average association premiums (WAVGM) is -0.4648808.

From the International Monetary Fund World Economic Outlook data sets from April 2017, the 2016⁷ data for the following variables have been considered as possible proxies of the countries' cost levels:

- NGDPDPC : Gross domestic product per capita, current prices (USD)
- PPPPC: Gross domestic product based on purchasing-power-parity (PPP) per capita (International USD)

The correlation of these series with the weighted average association premiums are 0.262488, respectively, 0.09688498. Considering that the correlation of the premiums with PPPPC is lower than with NGDPDPC and in the absence of a better proxy, the analysis thus uses NGDPDPC as a proxy for the countries' cost levels despite its relatively low correlation value with the premiums.

⁶ For associations not having received TIR Carnets in 2016 we set TOT to 1 to be able to calculate the logarithm of TOT.

⁷ For the Syrian Arab Republic, the 2010 figures were used, i.e. the latest available figures in the time series.

Figure VII.1
Box plots

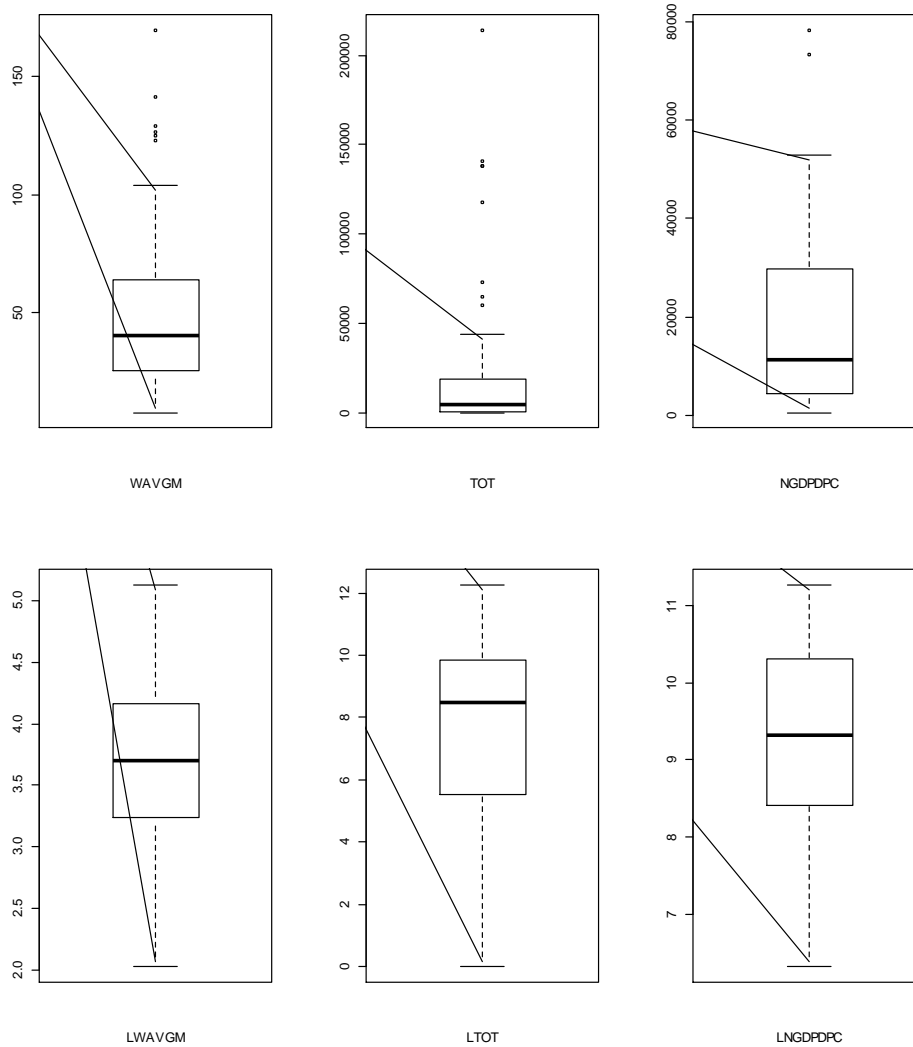


Figure VII.1 shows the box plots of all the variables that have been considered (WAVGM, TOT and NGDPDPC). In view of the possible non-linear relation between the variables, their logarithmic transformations have also been plotted (LWAVGM, LTOT and LNGDPDPC).

III. Regressions

In order to evaluate the possible influences of the envisaged explanatory variables (separately and jointly), the following regressions were performed:

$$Y = a + \beta \cdot X + \varepsilon \quad (1)$$

$$Y = a + \beta \cdot \log(X) + \varepsilon \quad (2)$$

$$\log(Y) = a + \beta \cdot X + \varepsilon \quad (3)$$

$$\log(Y) = \alpha + \beta \cdot \log(X) + \varepsilon \quad (4)$$

where Y is WAVGM and X is TOT, NGDPDPC or [TOT NGDPDPC]. Different from the analysis of the 2015 prices⁸, the whole data set could be used.

In all the regressions, the coefficients of NGDPDPC or LNGDPDPC, combined or not with TOT or LTOT, were not significant and in one case even negative (a positive relation is expected between the costs' proxy and the premium). Figure VII.2 show the regression lines over the plotted data.

Therefore, from a statistical perspective, the best model tested is:

$$\log(\text{WAVGM}) = \alpha + \beta \cdot \text{TOT} + \varepsilon \quad (5)$$

Table VII.2 presents the regression results and shows that both α and β are significant but that the R2 value is quite low, indicating that the price setting is most likely influenced by other variables.

When inserting the regression results in equation 5, it reads

$$\log(\text{WAVGM}) = 3.959521 - 1.079686 \cdot 10^{-05} \cdot \text{TOT} + \varepsilon \quad (6)$$

Figure VII.3 shows equation 6 (solid line), the average premium (dashed line) as well as the [WAVGM, LTOT] data plotted for each association. The figure shows that comparing the association premiums with the average premium does not take into account the effect of the volumes of issuance of TIR Carnets.

⁸ See ECE/TRANS/WP.30/AC.2/2016/2. The need to remove outliers was mainly due to an error in the data from Kyrgyzstan, which was later on corrected (see ECE/TRANS/WP.30/AC.2/2016/2/Corr.1)

Figure VII.2
Plots of data with regression lines

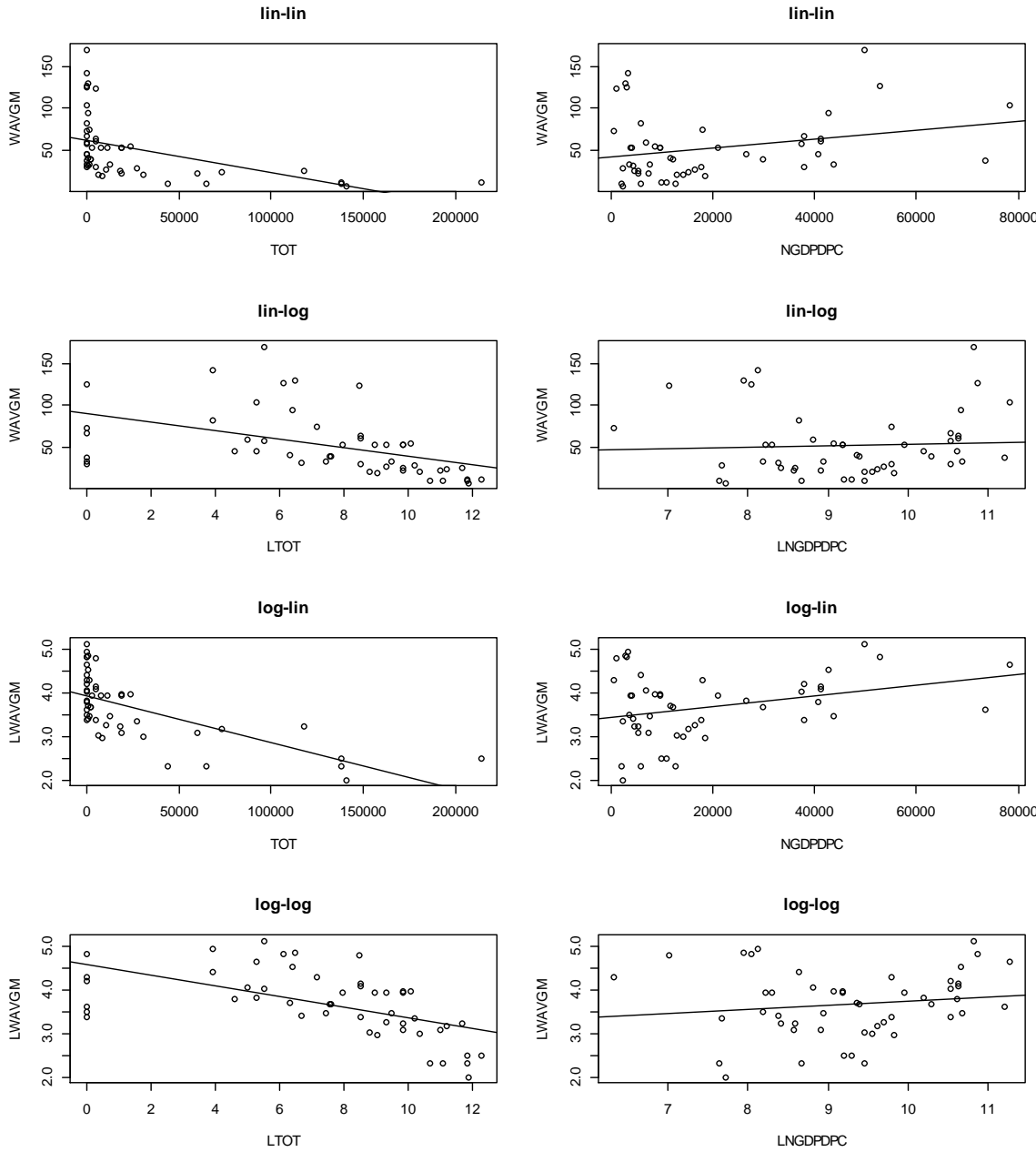


Table VII.2
Regression results for equation 5

```

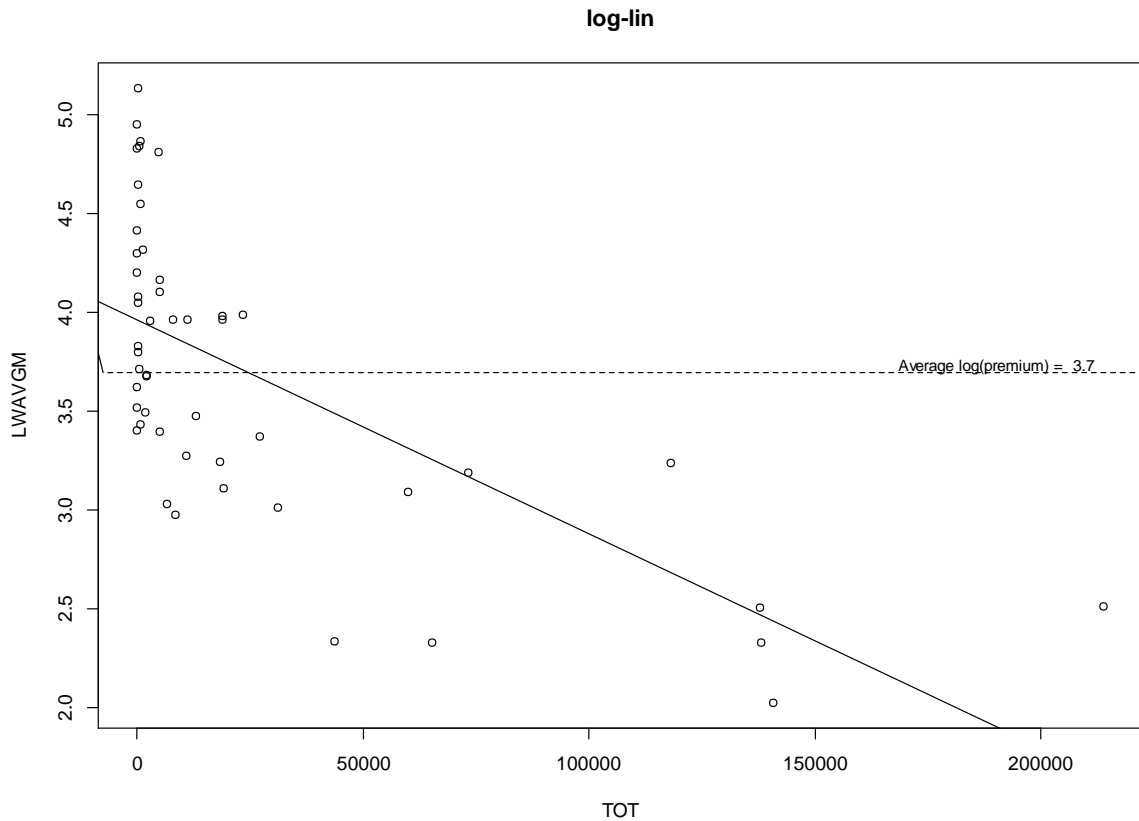
Call:
lm(formula = LWAVGM ~ TOT, data = alldata)

Residuals:
    Min       1Q   Median       3Q      Max
-1.1516 -0.4348  0.0222  0.3202  1.1767

Coefficients:
              Estimate Std. Error t value Pr(>|t|)
(Intercept)  3.960e+00  9.092e-02  43.550 < 2e-16 ***
TOT          -1.080e-05  1.737e-06  -6.216 1.17e-07 ***
---
Signif. codes:  0 '***' 0.001 '**' 0.01 '*' 0.05 '.' 0.1 ' ' 1

Residual standard error: 0.5663 on 48 degrees of freedom
Multiple R-squared:  0.446,    Adjusted R-squared:  0.4344
F-statistic: 38.64 on 1 and 48 DF,  p-value: 1.173e-07
    
```

Figure VII.3
Plots of association data with average and regression lines



IV. Trends

Table VI.3 shows the historical prices of 14 volets TIR Carnet prices, issued to members or national transporters for each association since 2012, as well as trend lines and inter annual

variations. The data show that, further to the decrease of the IRU distribution prices, 40 associations have also reduced their prices in 2015. In 2016, 17 associations have increased their prices, 28 have decreased the prices and 3 left the prices unchanged. In 2017, 7 associations have increased their prices, 33 have decreased the prices and 3 left the prices unchanged.

V. Conclusions

In conclusion, this analysis of the 2017 prices confirms that the principle of economies of scale is generally respected in the price setting for TIR Carnets. As in the analysis of the 2015 and 2016 prices, there is no statistical evidence that associations in countries with higher GDP per capita charge higher premiums.

Table VII.3
Prices of the 14 volets TIR Carnet for member/national transporters (in USD)

		2012	2013	2014	2015	2016	2017	Trend line	Variations
Afghanistan	ACCI			120.00			120.00		
Albania	ANALTIR			75.00	59.73	62.89			
Armenia	AIRCA		110.05	109.02	110.06	107.14	92.40		
Austria	AISÖ	112.73	116.71	120.38	98.77	97.67	93.32		
Azerbaijan	ABADA		174.40	135.29	104.51	120.16	117.30		
Belarus	BAMAP		58.06	62.07	57.13	56.01	67.76		
Belgium	FEBETRA		128.90	128.90	107.71	105.44	103.15		
Bosnia and Herzegovina	AIRH		132.55	134.03	104.55	106.98	89.48		
Bulgaria	AEBTRI		101.74	105.56	87.80	93.97	81.34		
Croatia	TRANSPORTKOMERC		117.67	121.96	110.60	107.85	107.07		
Czech Republic	CESMAD BOHEMIA	105.21	103.65	98.05	79.87	80.82	76.92		
Denmark	DTL		193.59	207.19	160.60	170.05	170.00		
Estonia	ERAA		130.27	139.53	114.48	111.48	152.70		
Finland	SKAL		147.19	151.82	100.45	123.17	124.28		
France	AFTRI		156.04	156.04	136.05	131.15	128.07		
Georgia	GIRCA		136.76	139.66	126.65	124.01	121.95		
Germany	AIST		142.88	142.88	119.39	115.72	112.28		
	BGL		146.40	146.16	122.55	123.85			
Greece	OFAE		96.86	101.23	83.05	82.50	78.47		
Hungary	MKFE	92.21	88.53	93.15	83.85	80.20	77.44		
Iran (Islamic Republic Of)	ICCIM		138.46	138.21	125.59	90.52	81.27		
Italy	UICCLAA	101.99	102.12	106.21	93.90	84.25	82.18		
Jordan	RACJ		141.04	141.24	141.24		141.24		
Kazakhstan	KAZATO		99.67	96.77	118.06	127.48	113.93		
Kyrgyzstan	AIRTO-KR		180.00	180.00	180.00	180.00	180.00		
Latvia	LA		96.72	90.66	81.24	80.28	87.74		
Lebanon	CCIAB		120.00	150.00	150.00	150.00			
Lithuania	LINAVA		107.70	90.54	78.00	78.58	74.71		
Mongolia	NARTAM		150.00	300.00		200.00	200.00		
Montenegro	PKCG	132.63	132.63	136.80	112.23	111.48	117.65		
Netherlands	NIWO/TLN		103.54	110.90	91.92	95.77			
Norway	NLF		140.40	132.01	107.57	90.76	96.06		
Poland	ZMPD	71.83	83.08	85.94	75.12	73.18	71.13		
Republic Of Moldova	AITA		90.16	71.19	82.41	78.75	74.14		
Republic of Serbia	CCIS-ATT	135.72	130.71	113.05	107.76	104.77	93.88		
Romania	ARTRI		135.69	135.69	113.38	109.29	106.04		
	UNTRR	134.05	135.69	135.69	113.38	109.41	106.72		
Russian Federation	ASMAP	87.13	93.77	94.64	74.93	80.27	80.03		
Slovakia	CESMAD SLOVAKIA		110.18	110.18	92.06	89.24	83.56		
Slovenia	GIZ INTERTRANSPORT		74.07	79.18	72.21	100.23	100.23		
Spain	ASTIC		102.17	124.14	121.95	109.41	104.60		
Sweden	SA		295.55	288.46	218.05	219.35	214.75		
Switzerland	ASTAG		172.04	183.91	167.71	163.27	160.64		
Syrian Arab Republic	SNC ICC				180.00	220.00			
Tajikistan	ABBAT				212.00	197.00			
The Former Yugoslav Republic Of Macedonia	AMERIT			117.24	97.83	91.59	87.53		
Turkey	TOBB	109.55	110.17	108.07	80.65	85.76	83.12		
Turkmenistan	THADA		116.90		105.14	70.46	105.39		
Ukraine	AsMAP UA		79.27	67.90	65.69	73.66	71.98		
United Kingdom	FTA		152.96	167.72	151.12				