

24-25 October 2011, Astrakhan, Russian Federation

# **EATL PHASE II**

## **Project Prioritization Exercise**

Prepared by  
The External Consultant  
**Professor Dimitrios Tsamboulas**  
*Department of Transportation Planning and Engineering  
National Technical University of Athens, Greece*

# Content

---

- Scope of prioritization exercise.
- Input received.
- Methodology-Project Classification.
- Prioritization results per country.
- Summary Results.

# Scope

---

- Present a consistent and realistic short, medium and long term **investment strategy for the identified EATL Phase II Routes.**
  - Review and update of projects identified under EATL Phase I.
  - Analysis of information on new projects based on country inputs.
  - Prioritize projects through the application of the proposed methodology.
  - Elaborate the new investment plan of EATL Phase II.

# Input Received

- Out of the 27 countries participating in this project:

- **Countries that submitted data:**

**Afghanistan, Armenia, Azerbaijan, Bulgaria, China, Georgia, Germany, Greece, Latvia, Lithuania, Kazakhstan, Kyrgyzstan, Mongolia, Pakistan, Republic of Moldova, Romania, Russian Federation, Tajikistan, the former Yugoslav Republic of Macedonia, Turkey, Ukraine, Uzbekistan**

- **Countries that did not submit data:**

**Belarus, Iran, Finland, Luxemburg, Turkmenistan**

# Project Infrastructure Category

---

- By type of infrastructure:
  - Road projects (ROD)
  - Railway project (RLW)
  - Maritime projects (MAR)
  - Inland waterway projects (INL)
  - Inland/border crossing and other projects (INM)

# Project Priority Category

- **Category I**
  - projects, which have funding secured and are on-going and expected to be completed in the near future (**up to 2013**).
- **Category II**
  - projects, which may be funded or their plans are approved and are expected to be implemented rapidly (**up to 2016**).
- **Category III**
  - projects requiring some additional investigation for final definition before likely financing and implemented (**up to 2020**).
- **Category IV**
  - projects requiring further investigation for final definition and scheduling before possible financing, including projects, for which insufficient data existed. (most likely to be implemented **after 2020**)
- **Completed projects**
- **Reserve category**
  - *Projects along other important routes and of national importance that may be included in the EATL routes in the future*

# Key Assumptions

---

- Updated data received by each country involved.
- Application of the methodology was not feasible in all cases due to limited data availability.
- Project costs are depicted in billion \$ (United States Dollars).

# Total Number of Projects

---

- **421 projects** were proposed by the participating countries with total cost amounting to approximately **\$271 billion**:
  - **311 projects** have been identified to be along the approved and proposed **EATL Phase II Routes**
  - **110 projects** are of national importance (Reserve Category).



Country	Total	Along EATL Routes	Reserve national importance (of importance)
Afghanistan	35	6	29
Armenia	13	10	3
Azerbaijan	6	6	
Belarus			
Bulgaria	23	11	12
China	18	18	
Finland			
Georgia	20	16	4
Germany	6	5	1
Greece	7	4	3
Iran	7	6	1
Kazakhstan	13	10	3
Kyrgystan	9	7	2
Latvia	16	16	
Lithuania	55	48	7
Luxemburg			
Mongolia	1		1
Pakistan	26	24	2
Republic of Moldova	5	4	1
Romania	7	6	1
Russian Federation	70	51	19
Tajikistan	32	13	19
The former Yugoslav Republic of Macedonia	11	10	1
Turkey	24	24	
Turkmenistan			
Ukraine	4	4	
Uzbekistan	13	12	1
<b>Total</b>	<b>421</b>	<b>311</b>	<b>110</b>

---

# Analysis on a Country Basis

# Different project types

---

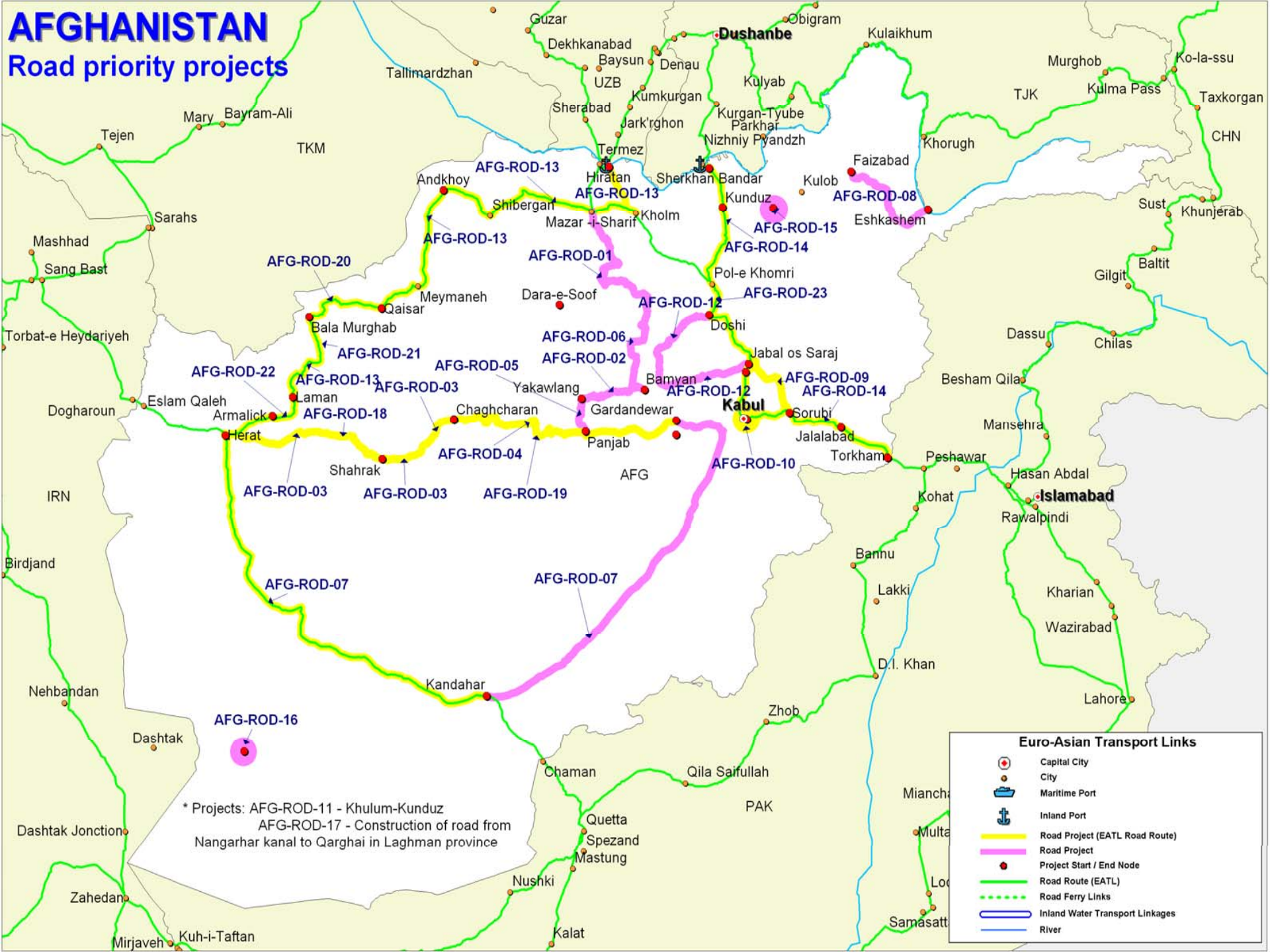
- Green colour: EATL route as decided
- Yellow colour: road projects along EATL route
- Red colour: rail projects along EATL route
- Purple colour: projects of national importance (not on a EATL route)

# Afghanistan

- **35 Projects of total cost \$3,02 billion**
  - 6 along approved and proposed **EATL Routes** of total cost **\$0,288 billion**
  - 29 of national importance of total cost \$2,792billion
  
- **6 EATL Routes Projects**
- **Road Projects**
  - 1 has committed funding-Category I
  - 5 classified as Category IV due to lack of information on funding
  
- **1% of the funding has been secured.**

# AFGHANISTAN

## Road priority projects



\* Projects: AFG-ROD-11 - Khulum-Kunduz  
 AFG-ROD-17 - Construction of road from Nangarhar kanal to Qarghai in Laghman province

**Euro-Asian Transport Links**

- Capital City
- City
- Maritime Port
- Inland Port
- Road Project (EATL Road Route)
- Road Project
- Project Start / End Node
- Road Route (EATL)
- Road Ferry Links
- Inland Water Transport Linkages
- River

# AFGHANISTAN

## Rail priority projects



**Euro - Asian Transport Links**

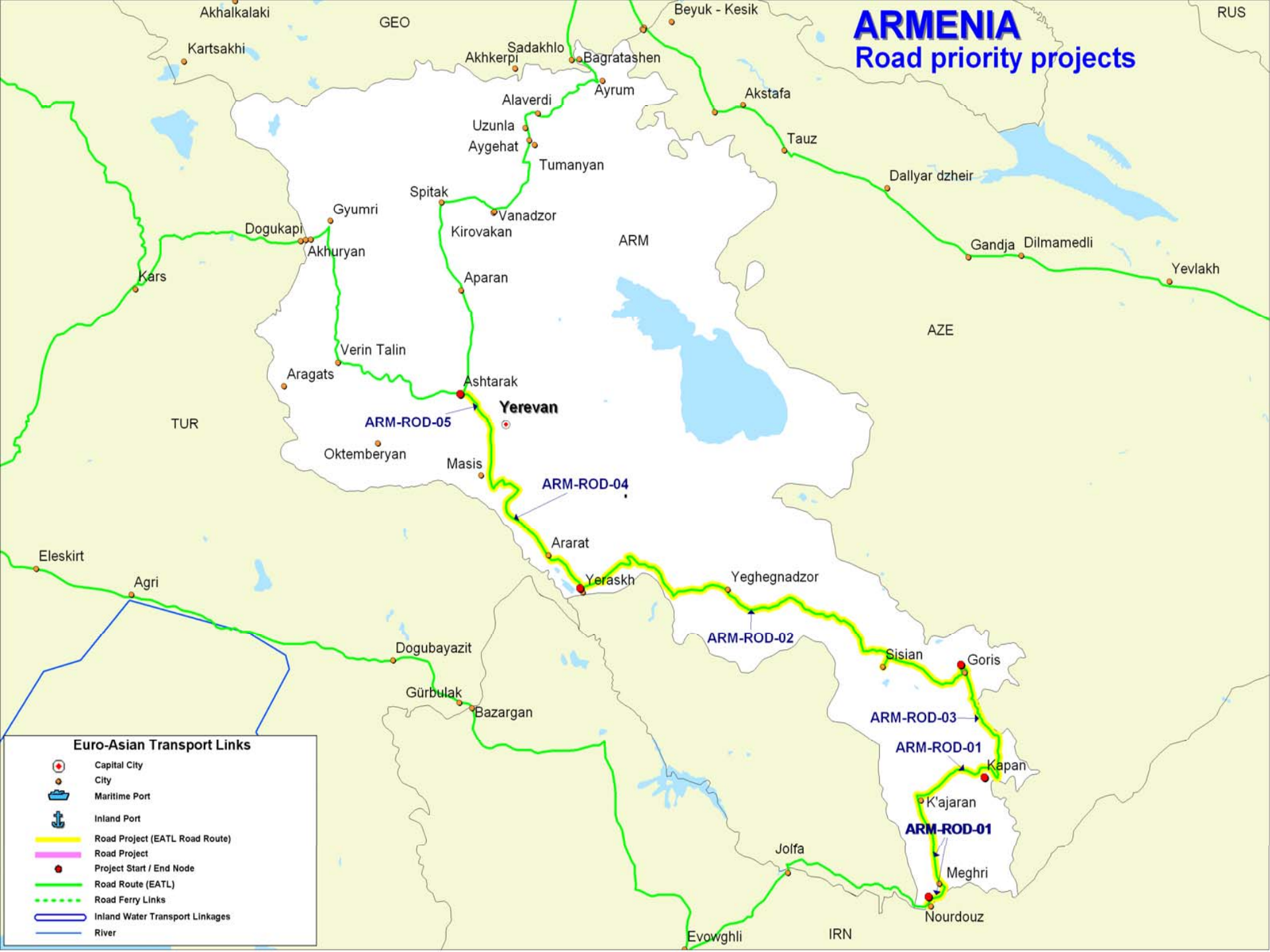
- Capital City
- City/ Rail station
- Maritime Port
- Inland Port
- Rail Route (EATL)
- Rail Ferry Links (EATL)
- Rail Under Construction/ Planing
- Rail Project (on EATL Route)
- Rail Project (high national importance)
- Inland Water Transport Linkages
- River

# Armenia

- **14 Projects of total cost \$2,788 billion**
  - **10** along approved and proposed **EATL Routes** of total cost **\$3,069 billion**
  - 3 of national importance of total cost \$0,501 billion
- **10 EATL Routes Projects**
  - **5 Road Projects (\$0,517 billion):**
    - Committed funding-Category I
  - **3 Rail Projects (\$2,52 billion) :**
    - Category IV (at launch of tender but financing not secured yet)
  - **2 Other Projects (\$0,032 billion):**
    - Category II (Transport Strategy 2009-2019 to be completed in 2015)
- **17% of the funding has been secured.**

# ARMENIA

## Road priority projects



### Euro-Asian Transport Links

- Capital City
- City
- Maritime Port
- Inland Port
- Road Project (EATL Road Route)
- Road Project
- Project Start / End Node
- Road Route (EATL)
- Road Ferry Links
- Inland Water Transport Linkages
- River














# ARMENIA

## Rail priority projects



**Euro - Asian Transport Links**

-  Capital City
-  City/ Rail station
-  Maritime Port
-  Inland Port
-  Rail Route (EATL)
-  Rail Ferry Links (EATL)
-  Rail Under Construction/ Planning
-  Rail Project (on EATL Route)
-  Rail Project (high national importance)
-  Inland Water Transport Linkages
-  River

# Azerbaijan

- **6 EATL Routes Projects of total cost \$1,788billion**
  - 4 Road Projects (\$0,938 billion)
  - 1 Rail Project (\$0,45 billion)
  - 1 Port Project (\$0,4 billion)
  - All have committed funding-Category I
- **100% of the funding has been secured.**

# AZERBAIJAN

## Road priority projects














# AZERBAIJAN

## Rail priority projects



**Euro - Asian Transport Links**

-  Capital City
-  City/ Rail station
-  Maritime Port
-  Inland Port
-  Rail Route (EATL)
-  Rail Ferry Links (EATL)
-  Rail Under Construction/ Planing
-  Rail Project (on EATL Route)
-  Rail Project (high national importance)
-  Inland Water Transport Linkages
-  River

# Belarus

---

- Belarus did not submit any data for the purpose of the EATL Phase II Study.
- According to original information, all projects submitted under EATL Phase I, should have been completed.

# Bulgaria

- **23 Projects of total cost \$8,097billion**
  - 11 along approved and proposed **EATL Routes** of total cost **\$7,697billion**
  - 12 of national importance of total cost \$0,4 billion
- **11 EATL Routes Projects**
  - **3 Road Projects (\$0,655 billion)**
    - 2 were classified as Category I
    - 1 was classified as Category II
  - **6 Rail Projects (\$6,849 billion)**
    - Committed funding-Category I
  - **1 Maritime port project (\$0,193 billion)**
    - Completed
  - **1 Inland waterway** project for which no information was given and was classified as Category IV
- **93% of the funding has been secured.**



# BULGARIA

## Rail priority projects





# China












- **18 EATL Routes Projects of total cost \$7,193billion**
  - **16 Road Projects (\$6,289 billion):**
    - 6 have committed funding-Category I
    - 6 were classified as Category II
    - 9 were classified as Category III
  - **2 Port Projects (\$0,904 billion):**
    - Committed funding-Category I
- **57% of the funding has been secured.**



**CHINA**

**Road priority projects**

**Euro-Asian Transport Links**

-  Capital City
-  City
-  Maritime Port
-  Inland Port
-  Road Project (EATL Road Route)
-  Road Project
-  Project Start / End Node
-  Road Route (EATL)
-  Road Ferry Links
-  Inland Water Transport Linkages
-  River

# Finland

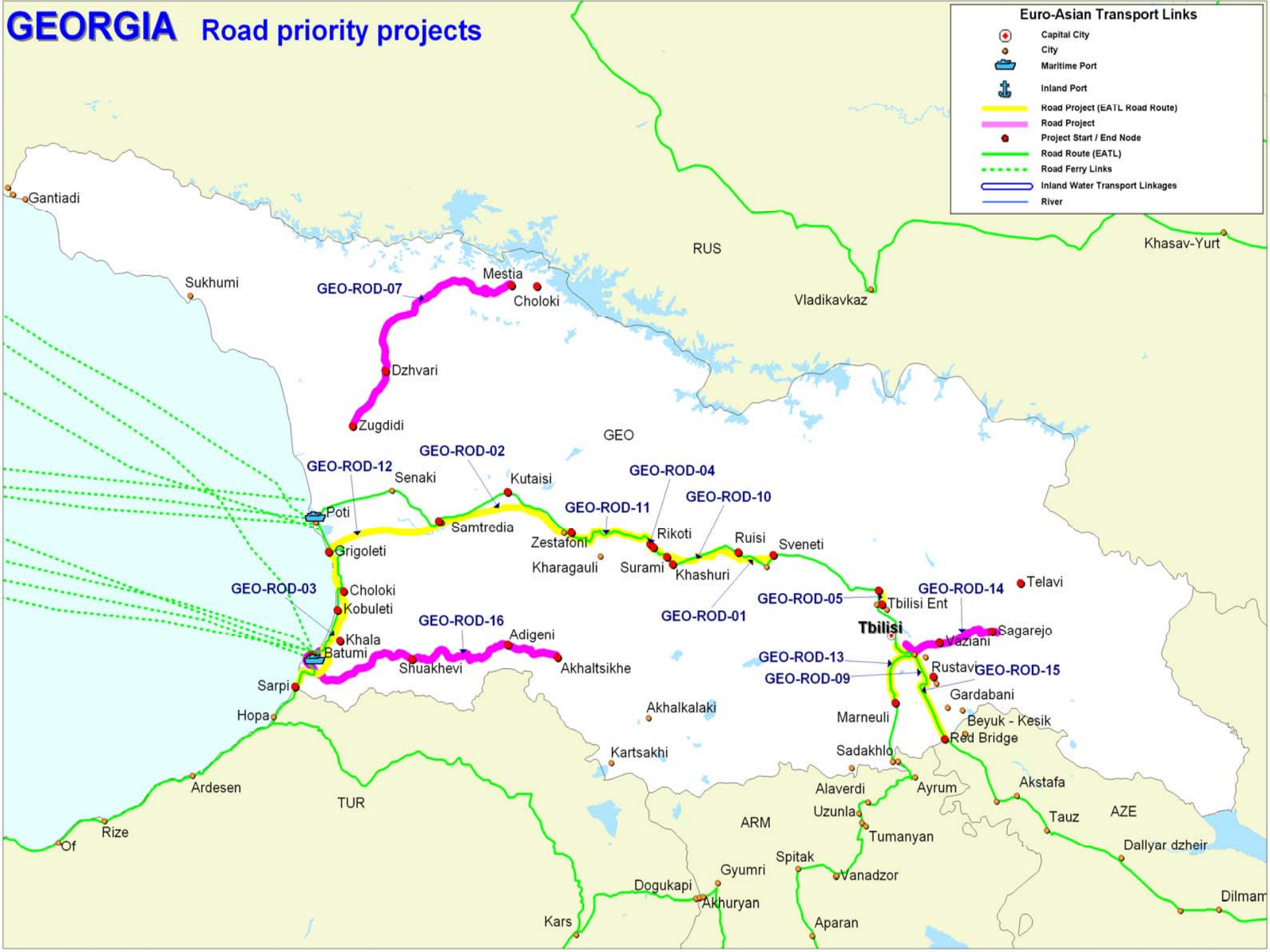
---

- Finland did not submit any data for the purpose of the EATL Phase II Study.

# Georgia

- **20 Projects of total cost \$1,427 billion**
  - 16 along approved and proposed **EATL Routes** of total cost **\$1,371 billion**
  - 4 of national importance of total cost \$0,056 billion
- **16 EATL Routes Projects**
  - **12 Road projects (\$0,439 billion):**
    - 6 have committed funding-Category I
    - For 6, there is no information on the sources of funding and thus were classified as Category IV
  - **4 Rail Projects (\$0,932 billion):**
    - 2 have committed funding-Category I
    - 1 was classified as Category II
    - 1 was classified as Category IV
- **71% of the funding has been secured.**












# GEORGIA Road priority projects



# GEORGIA

## Rail priority projects

**Euro - Asian Transport Links**

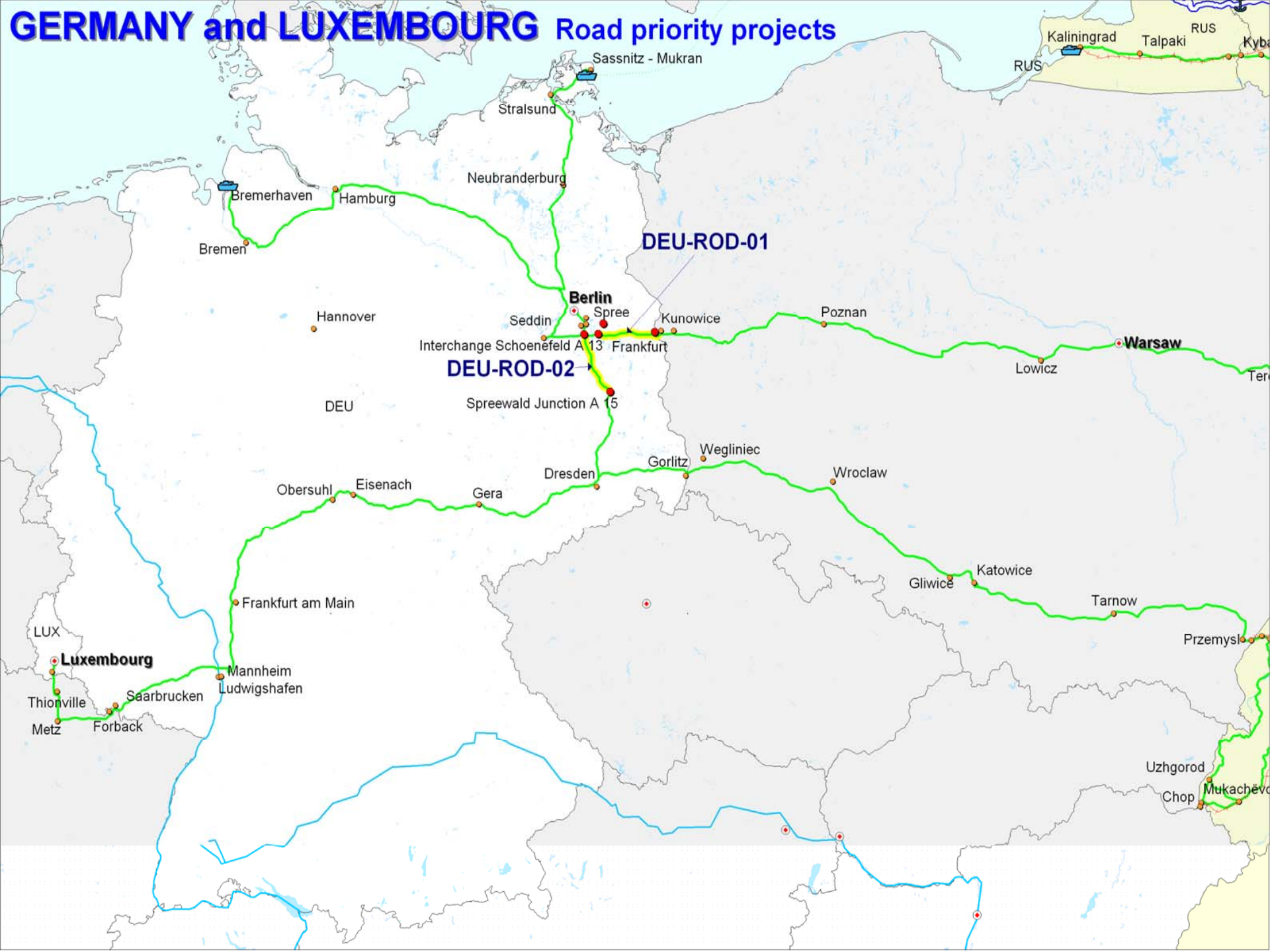
-  Capital City
-  City/ Rail station
-  Maritime Port
-  Inland Port
-  Rail Route (EATL)
-  Rail Ferry Links (EATL)
-  Rail Under Construction/ Planning
-  Rail Project (on EATL Route)
-  Rail Project (high national importance)
-  Inland Water Transport Linkages
-  River



# Germany

- **6 Projects of total cost \$5,294 billion**
  - 5 along proposed **EATL Routes** of total cost **\$4,629 billion**
  - 1 of national importance of total cost \$0,655 billion
- **4 EATL Routes Projects**
  - **2 Road Projects (\$0,352 billion):**
    - According to evaluation methodology, these were classified as Category IV.
  - **3 Rail Projects (\$4,942 billion):**
    - According to evaluation methodology:
      - 1 was classified as Category III
      - 1 was classified as Category IV
      - 1 has been completed
- **No funding has been secured.**

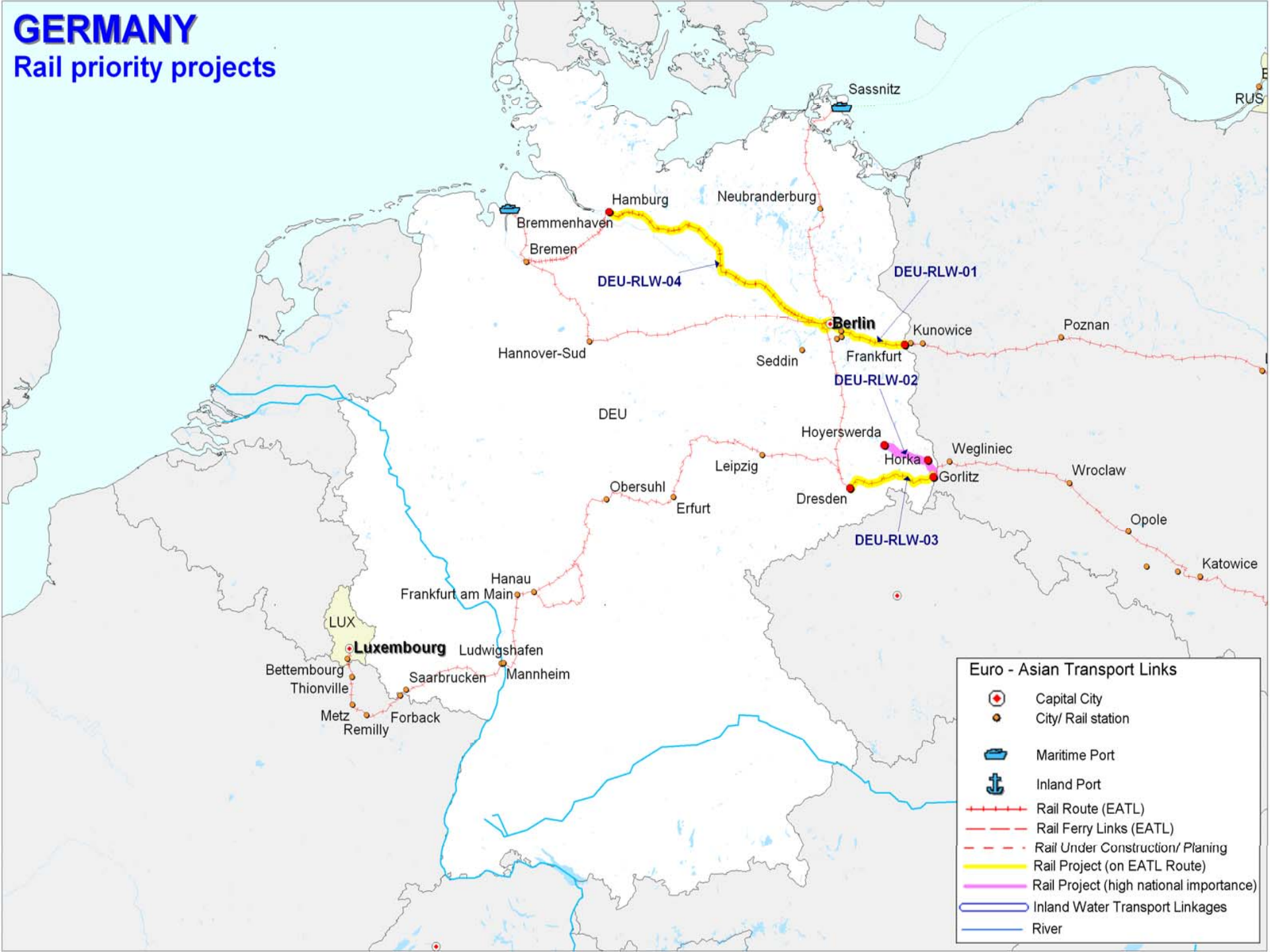
# GERMANY and LUXEMBOURG Road priority projects





# GERMANY

## Rail priority projects



**Euro - Asian Transport Links**

- Capital City
- City/ Rail station
- Maritime Port
- Inland Port
- Rail Route (EATL)
- Rail Ferry Links (EATL)
- Rail Under Construction/ Planing
- Rail Project (on EATL Route)
- Rail Project (high national importance)
- Inland Water Transport Linkages
- River

# Greece

- **7 Projects of total cost \$0,98 billion**
  - 4 along proposed **EATL Routes** of total cost **\$0,78 billion**
  - 3 of national importance of total cost \$0,2 billion
- **3 EATL Routes Projects**
  - **2 Road Projects (\$0,705 billion)**
  - **1 Railway Project (\$0,017 billion)**
  - **1 Port Project (\$0,058 billion)**
  - All Committed funding-Category I
- **100 % of funding has been secured.**

# GREECE

# Road priority projects



# GREECE

## Rail priority projects



**Euro - Asian Transport Links**

- Capital City
- City/ Rail station
- Maritime Port
- Inland Port
- Rail Route (EATL)
- Rail Ferry Links (EATL)
- Rail Under Construction/ Planing
- Rail Project (on EATL Route)
- Rail Project (high national importance)
- Inland Water Transport Linkages
- River

# Iran

- **7 Projects of total cost \$3,478 billion**
  - 6 along approved and proposed **EATL Routes** of total cost **\$3,478 billion**
  - 1 of national importance (no cost estimate provided).
- **6 EATL Routes Projects**
  - **All Rail Projects (\$3,478 billion)**
    - 5 were classified as Category I
    - 1 was classified as Category II
- **61% of the funding has been secured.**

# IRAN Rail priority projects



**Euro - Asian Transport Links**

- Capital City (Red circle with white center)
- City/ Rail station (Red dot)
- Maritime Port (Blue ship icon)
- Inland Port (Blue anchor icon)
- Rail Route (EATL) (Red dashed line)
- Rail Ferry Links (EATL) (Red dashed line with ship icon)
- Rail Under Construction/ Planing (Red dashed line with dots)
- Rail Project (on EATL Route) (Yellow solid line)
- Rail Project (high national importance) (Pink solid line)
- Inland Water Transport Linkages (Blue solid line)
- River (Blue solid line)

# Kazakhstan

- **13 Projects of total cost \$10,489 billion**
  - 10 along approved and proposed **EATL Routes** of total cost **\$8,918 billion**
  - 3 of national importance of total cost \$1,571 billion
- **10 EATL Routes Projects**
  - **8 Road Projects (\$7,411 billion)**
  - **2 Rail Projects (\$1,507 billion)**
    - Based on relevant information are planned to go ahead, thus belong to Category I.
- **100% of the funding has been secured.**





# KAZAKHSTAN

## Rail priority projects



**Euro - Asian Transport Links**

- Capital City
- City/ Rail station
- Maritime Port
- Inland Port
- - - - - Rail Route (EATL)
- - - - - Rail Ferry Links (EATL)
- - - - - Rail Under Construction/ Planing
- Rail Project (on EATL Route)
- Rail Project (high national importance)
- Inland Water Transport Linkages
- River

# Kyrgyzstan

- **9 Projects of total cost \$3,085 billion**
  - 7 along approved and proposed **EATL Routes** of total cost **\$2,897 billion**
  - 2 of national importance of total cost \$0,188 billion
- **7 EATL Routes Projects**
  - **3 Road Projects (\$0,586 billion):**
    - All have committed funding-Category I
  - **3 Rail Projects (\$2,311 billion):**
    - 1 was classified as Category II
    - 3 were classified as Category IV
- **20% of the funding has been secured.**

# KYRGYZSTAN Road priority projects



**Euro-Asian Transport Links**

- Capital City
- City
- Maritime Port
- Inland Port
- Road Project (EATL Road Route)
- Road Project
- Project Start / End Node
- Road Route (EATL)
- Road Ferry Links
- Inland Water Transport Linkages
- River

# KYRGYZSTAN

## Rail priority projects



**Euro - Asian Transport Links**

- Capital City
- City/ Rail station
- Maritime Port
- Inland Port
- Rail Route (EATL)
- Rail Ferry Links (EATL)
- Rail Under Construction/ Planning
- Rail Project (on EATL Route)
- Rail Project (high national importance)
- Inland Water Transport Linkages
- River

# Latvia

- **16 EATL Routes Projects of total cost \$3,683 billion**
- **6 Road Projects (\$0,967 billion)**
  - 3 have committed funding - Category I
  - For 3, no information on sources of funding-Category IV.
- **10 Rail Projects (\$2,716 billion)**
  - 8 have committed funding - Category I
  - For 2, no information on sources of funding-were classified as Category IV.
- **25% of the funding has been secured.**



### Euro-Asian Transport Links

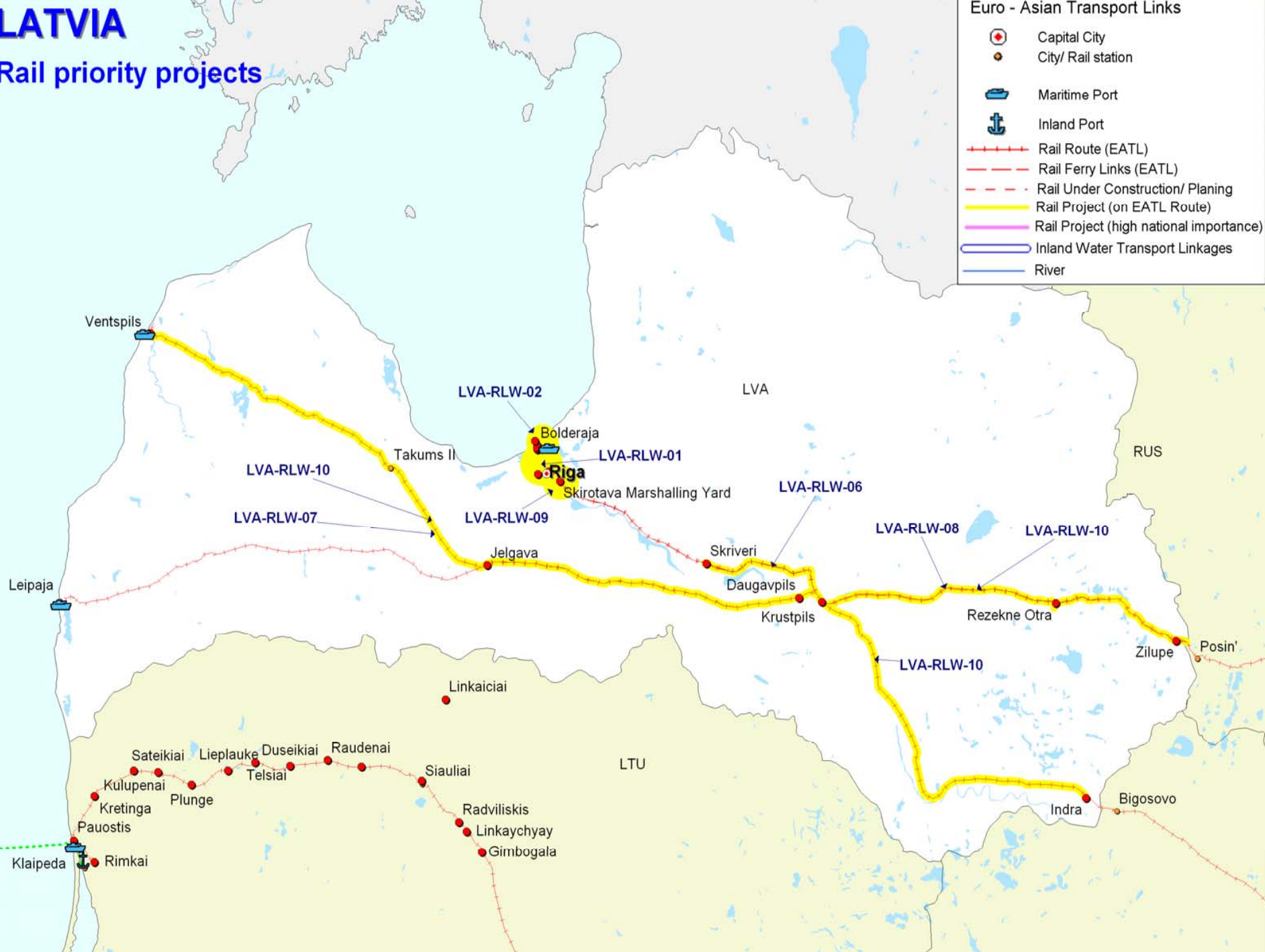
- Capital City
- City
- Maritime Port
- Inland Port
- Road Project (EATL Road Route)
- Road Project
- Project Start / End Node
- Road Route (EATL)
- Road Ferry Links
- Inland Water Transport Linkages
- River

# LATVIA

## Rail priority projects

**Euro - Asian Transport Links**

- Capital City
- City/ Rail station
- Maritime Port
- Inland Port
- Rail Route (EATL)
- Rail Ferry Links (EATL)
- Rail Under Construction/ Planing
- Rail Project (on EATL Route)
- Rail Project (high national importance)
- Inland Water Transport Linkages
- River

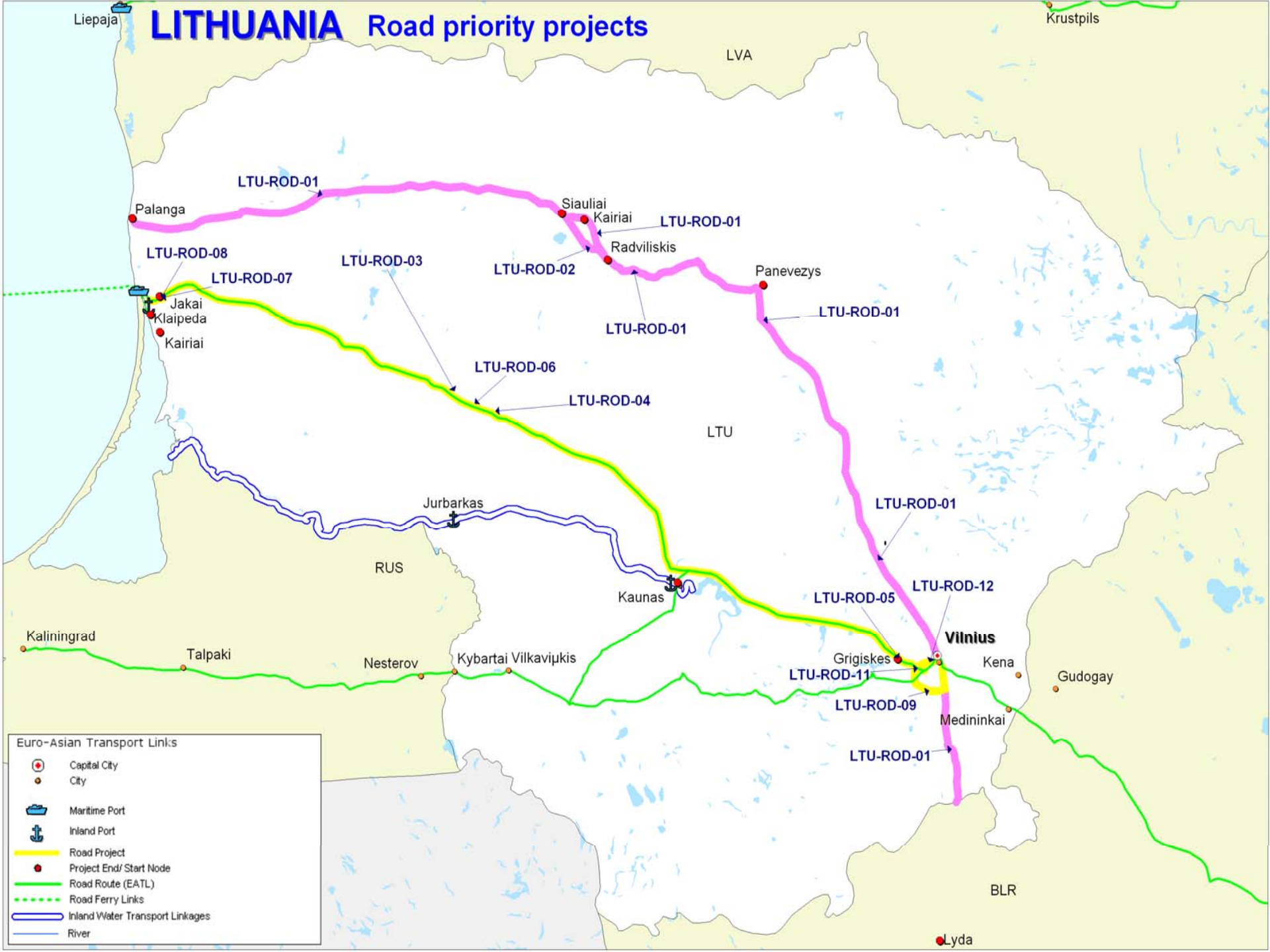


# Lithuania

- **55 Projects of total cost \$1,720 billion**
  - **48 along proposed EATL Routes of total cost \$1,46 billion**
  - **7 of national importance of total cost \$0,26 billion**
- **48 EATL Routes Projects**
  - **9 Road Projects (\$0,447 billion)**
  - **30 Rail Projects (\$0,844 billion)**
  - **5 Maritime Projects (\$0,16 billion)**
  - **4 Inland Waterway Projects (\$0,009 billion)**
  - **All have committed funding-Category I**
- **100% of the funding has been secured.**



# LITHUANIA Road priority projects





# Luxembourg

---

- Luxembourg did not submit any data for the purpose of the EATL Phase II Study.

# Republic of Moldova

- **5 Projects of total cost \$0,871 billion**
  - 4 along proposed **EATL Routes** of total cost **\$0,796 billion**
  - 1 of national importance of total cost \$0,075 billion
- **4 EATL Routes Projects**
  - **2 Road Projects (\$0,229 billion)**
    - 1 has committed funding -Category I
    - 1 was classified as Category III
  - **1 Rail Project (\$0,317 billion)**
    - no information on the sources of funding was given-Category IV.
  - **1 inland waterway project (\$0,25 billion)**
    - Committed funding-Category I
- **49% of the funding has been secured.**

# MOLDOVA

## Road priority projects



### Euro-Asian Transport Links

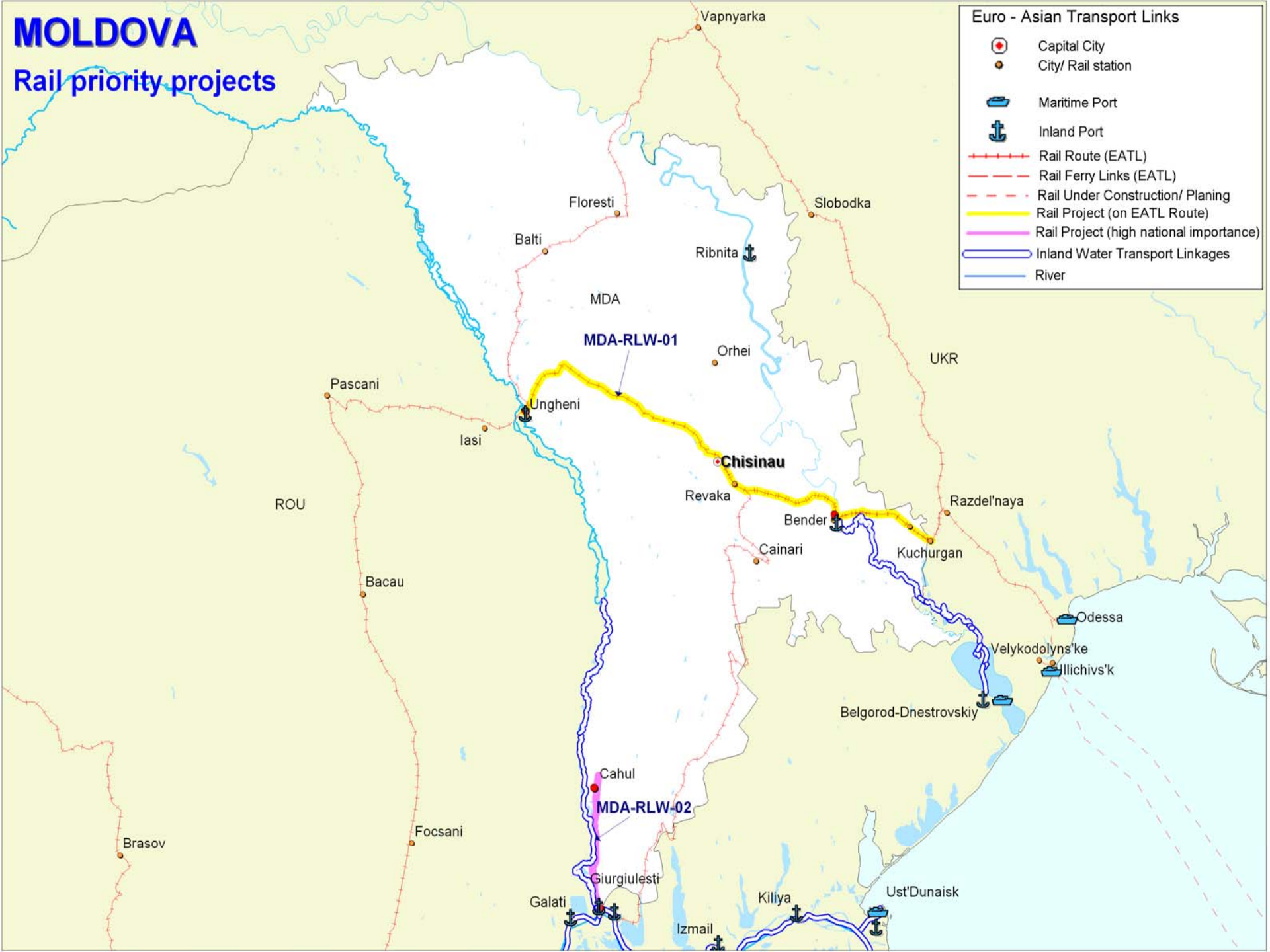
-  Capital City
-  City
-  Maritime Port
-  Inland Port
-  Road Project (EATL Road Route)
-  Road Project
-  Project Start / End Node
-  Road Route (EATL)
-  Road Ferry Links
-  Inland Water Transport Linkages
-  River

# MOLDOVA

## Rail priority projects

**Euro - Asian Transport Links**

- Capital City
- City/ Rail station
- Maritime Port
- Inland Port
- Rail Route (EATL)
- Rail Ferry Links (EATL)
- Rail Under Construction/ Planing
- Rail Project (on EATL Route)
- Rail Project (high national importance)
- Inland Water Transport Linkages
- River



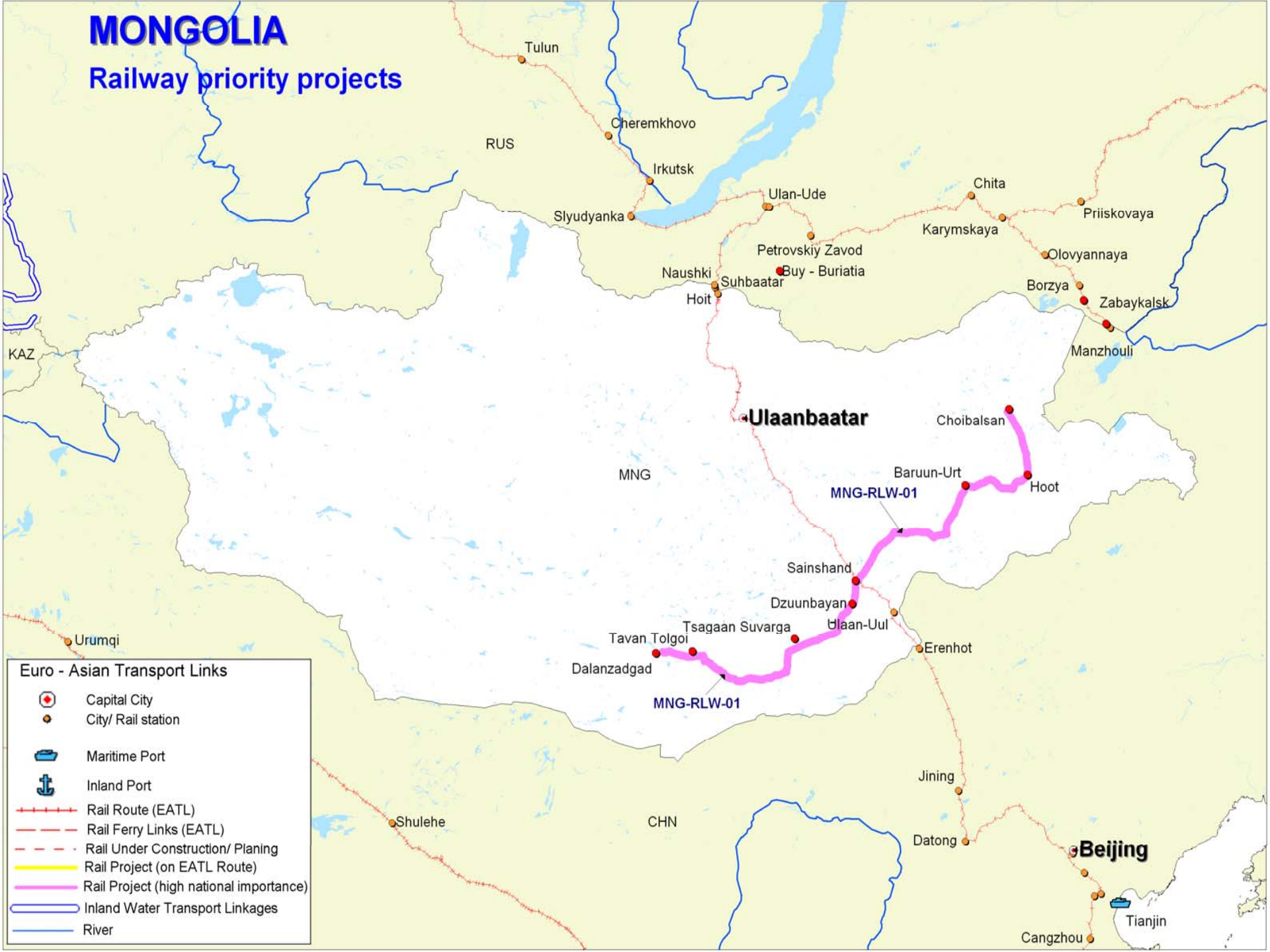
# Mongolia

---

- 1 rail project of national importance (\$1,76 billion)

# MONGOLIA

## Railway priority projects



**Euro - Asian Transport Links**

- Capital City
- City/ Rail station
- Maritime Port
- Inland Port
- Rail Route (EATL)
- Rail Ferry Links (EATL)
- Rail Under Construction/ Planing
- Rail Project (on EATL Route)
- Rail Project (high national importance)
- Inland Water Transport Linkages
- River



# Pakistan

- **26 Projects of total cost \$4,449 billion**
  - **24 along proposed EATL Routes of total cost \$4,242 billion**
  - **2 of national importance of total cost \$0,207 billion**
- **24 EATL Routes Projects**
  - **21 Road Projects (\$3,843 billion)**
    - 10 have committed funding-Category I
    - 10 were classified as Category II
    - 1 was classified as category III
  - **1 Rail Project (no cost estimate provided)**
    - Limited information was given-Category IV
  - **2 Maritime Projects (\$0,399 billion)**
    - 1 completed
    - 1 for which limited information was given and was classified as Category IV
- **56% of the funding has been secured.**

# PAKISTAN Road priority projects

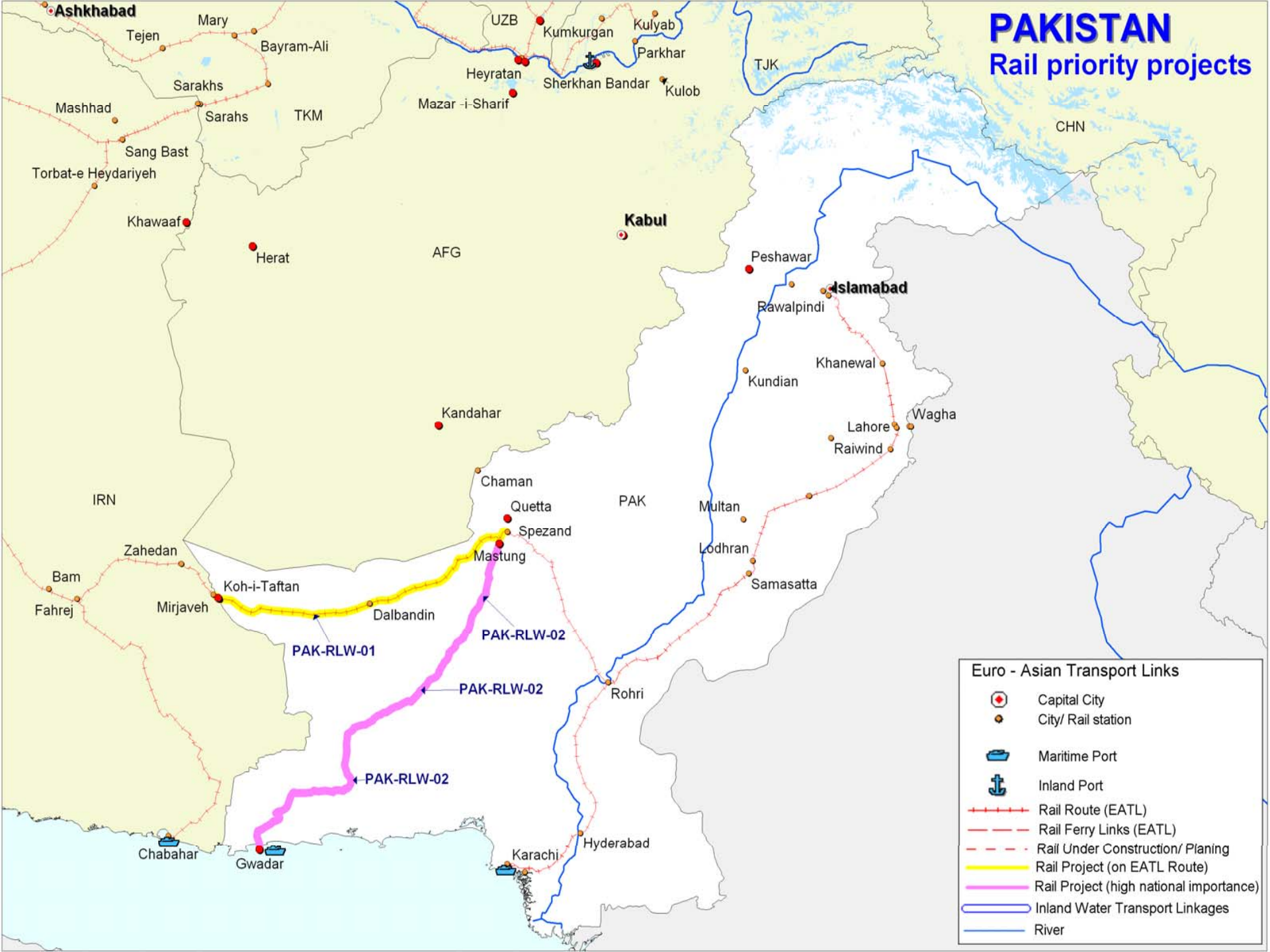


**Euro-Asian Transport Links**

- Capital City
- City
- Maritime Port
- Inland Port
- Road Project (EATL Road Route)
- Road Project
- Project Start / End Node
- Road Route (EATL)
- Road Ferry Links
- Inland Water Transport Linkages
- River

# PAKISTAN

## Rail priority projects



**Euro - Asian Transport Links**

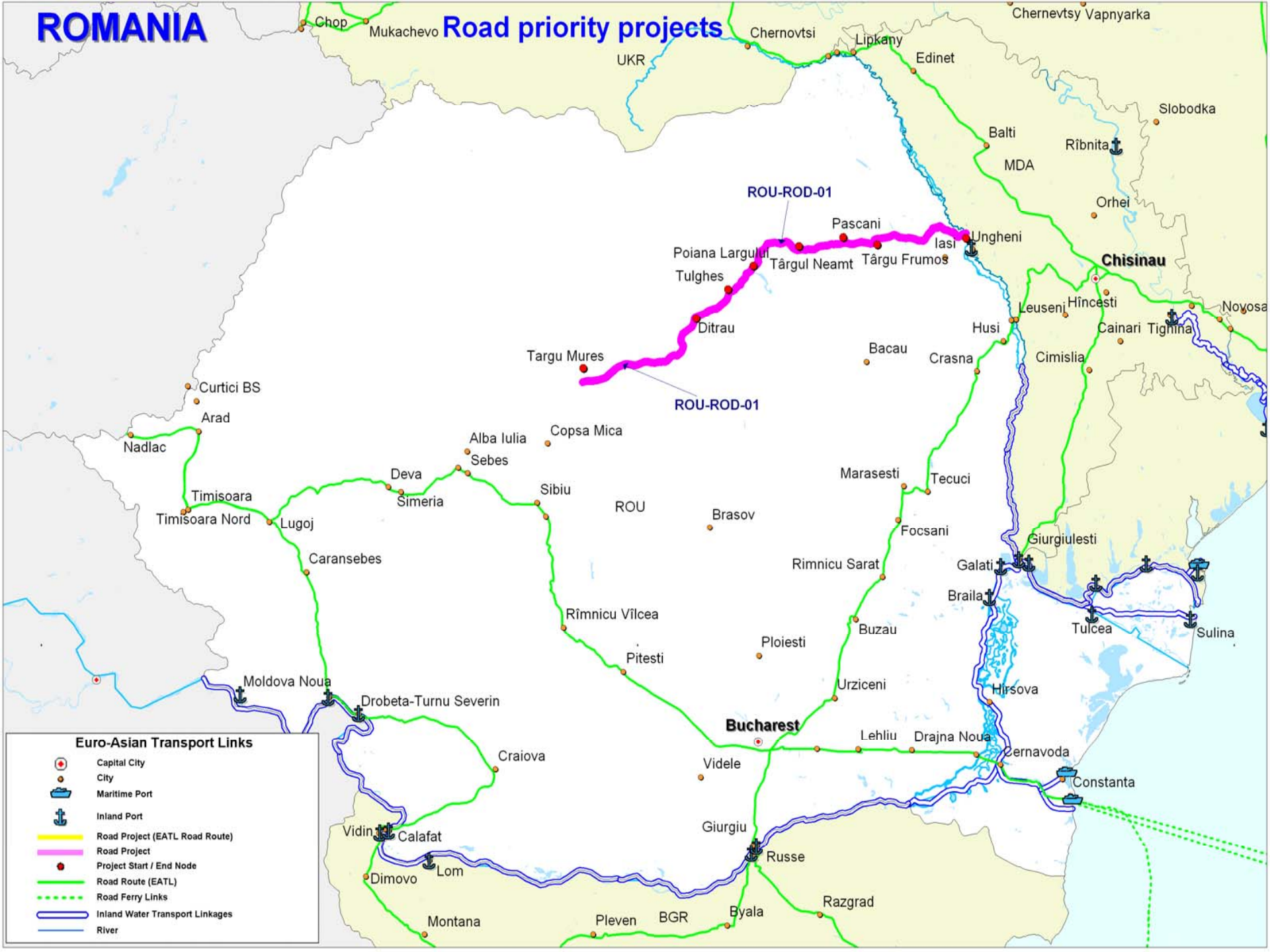
- Capital City (Red star icon)
- City/ Rail station (Orange dot icon)
- Maritime Port (Blue ship icon)
- Inland Port (Blue anchor icon)
- Rail Route (EATL) (Red dashed line with cross-ticks)
- Rail Ferry Links (EATL) (Red dashed line)
- Rail Under Construction/ Planing (Red dashed line with dots)
- Rail Project (on EATL Route) (Yellow solid line)
- Rail Project (high national importance) (Pink solid line)
- Inland Water Transport Linkages (Blue solid line)
- River (Blue solid line)

# Romania

- **7 Projects of total cost \$9,843 billion**
  - 6 along approved and proposed **EATL Routes** of total cost **\$0,643 billion**
  - 1 of national importance of total cost \$9,2 billion
- **6 EATL Routes Projects**
  - **2 Maritime Projects (\$0,286 billion):**
    - 1 has committed funding-Category I.
    - 1 for which limited information was provided-Category IV.
  - **4 Inland waterway Projects (\$0,357billion):**
    - 3 have committed funding-Category I
    - 1 was classified as Category II.
- **42% of the funding has been secured for those projects that information was provided.**

# ROMANIA

## Road priority projects



# Russian Federation

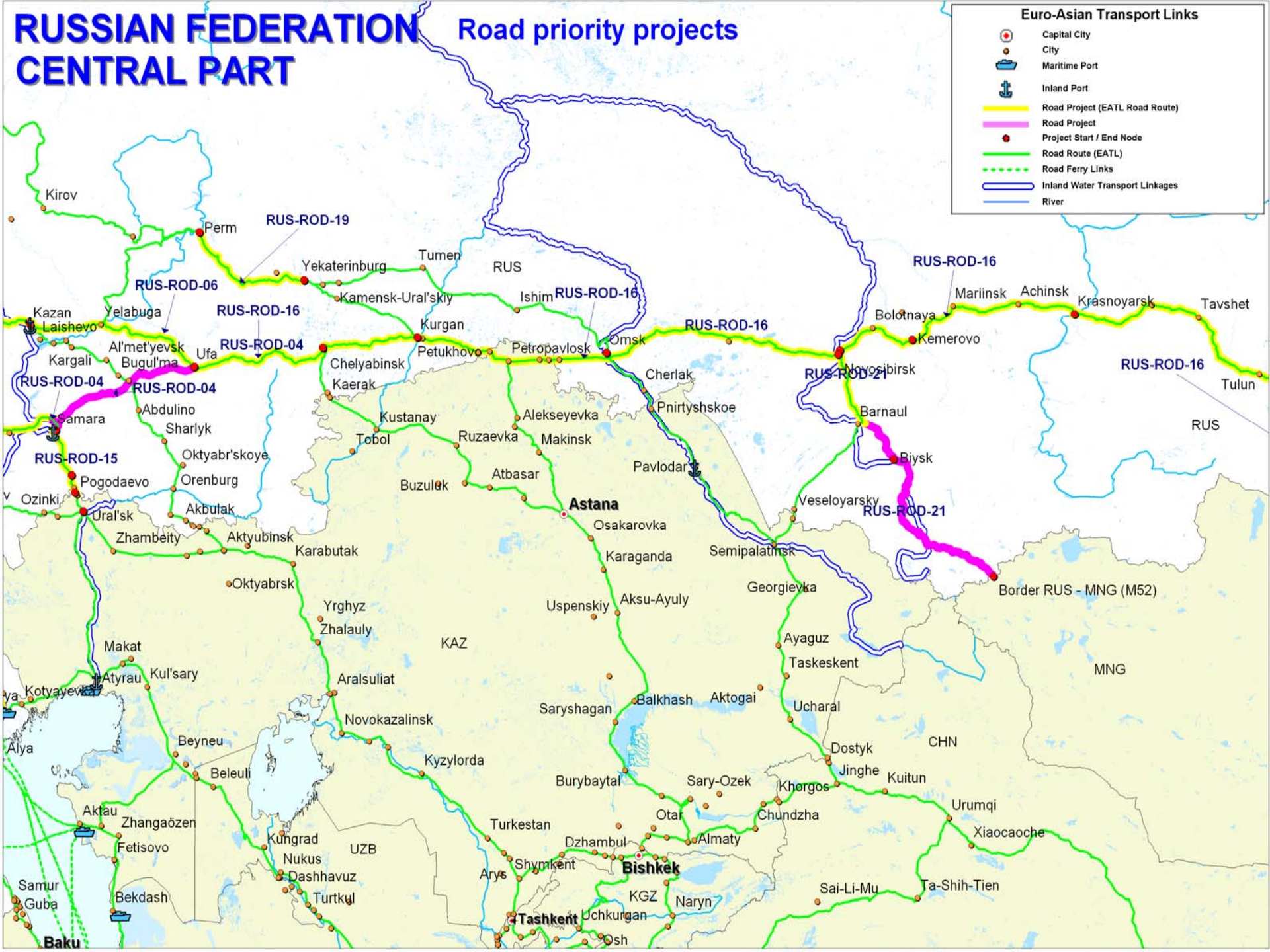
- **70 Projects of total cost \$148,498 billion**
  - 51 along approved and proposed **EATL Routes** of total cost **\$112,293 billion**
  - 19 of national importance of total cost \$36,205 billion
- **51 EATL Routes Projects**
  - **18 Road Projects (\$72,002 billion)**
    - 2 were classified as Category I
    - 15 were classified as Category II
    - 1 was classified as Category IV
  - **23 Rail Projects (\$23,051 billion)**
    - 6 were classified as Category I
    - 10 were classified as Category II
    - 7 were classified as Category IV
  - **5 Maritime Projects (no cost estimate provided)**
    - limited information was given-Category IV
  - **5 Intermodal Terminals Projects (\$17,24 billion)**
    - Committed funding -Category I.
- **16% of the funding has been secured.**

# RUSSIAN FEDERATION CENTRAL PART

## Road priority projects












**Euro-Asian Transport Links**

- Capital City
- City
- Maritime Port
- Inland Port
- Road Project (EATL Road Route)
- Road Project
- Project Start / End Node
- Road Route (EATL)
- Road Ferry Links
- Inland Water Transport Linkages
- River



# RUSSIAN FEDERATION Road priority projects EASTERN PART

**Euro-Asian Transport Links**

-  Capital City
-  City
-  Maritime Port
-  Inland Port
-  Road Project (EATL Road Route)
-  Road Project
-  Project Start / End Node
-  Road Route (EATL)
-  Road Ferry Links
-  Inland Water Transport Linkages
-  River



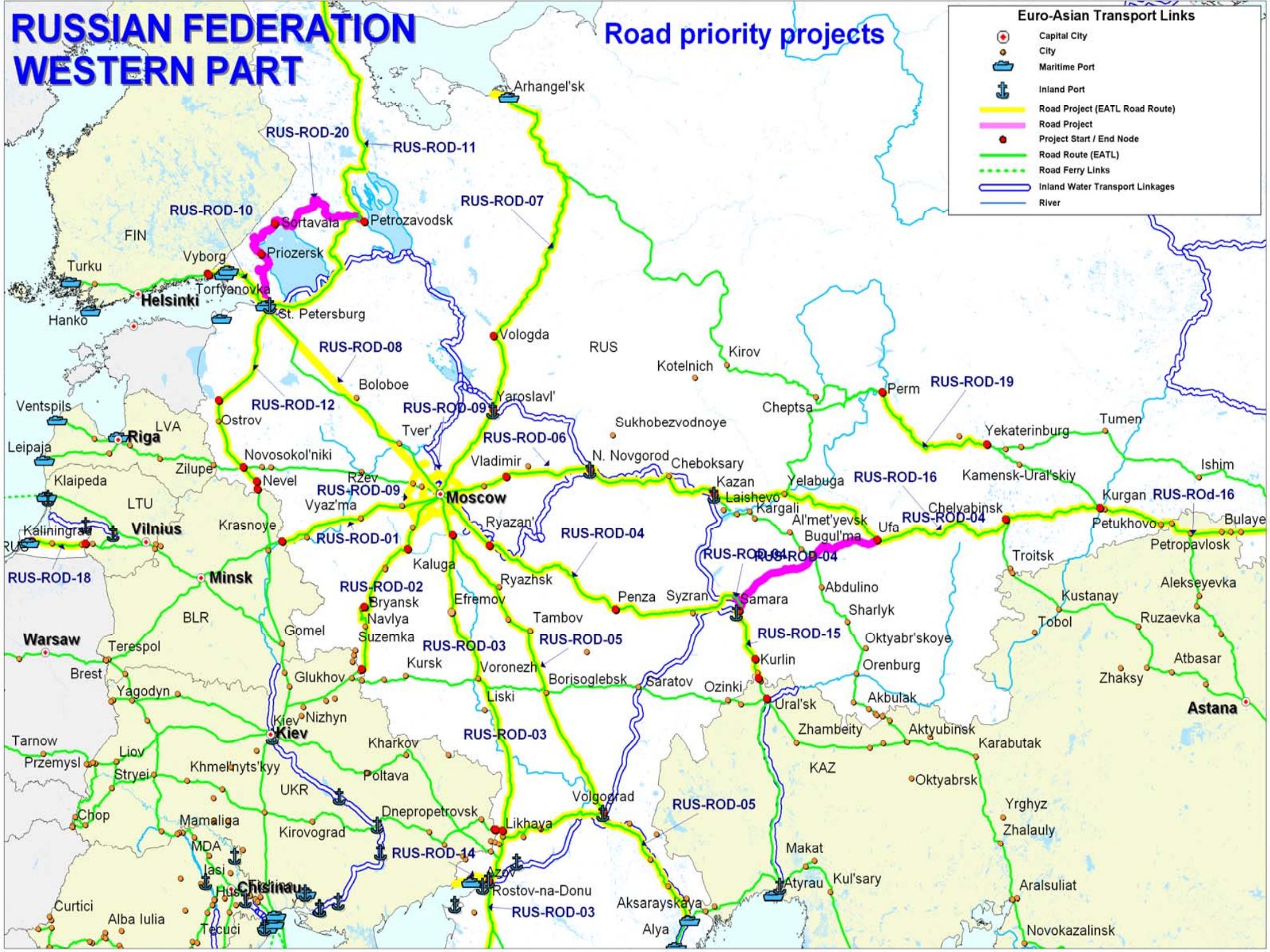


# RUSSIAN FEDERATION WESTERN PART

## Road priority projects












### Euro-Asian Transport Links

- Capital City
- City
- Maritime Port
- Inland Port
- Road Project (EATL Road Route)
- Road Project
- Project Start / End Node
- Road Route (EATL)
- Road Ferry Links
- Inland Water Transport Linkages
- River



# RUSSIAN FEDERATION EASTERN PART Rail priority projects

**Euro - Asian Transport Links**

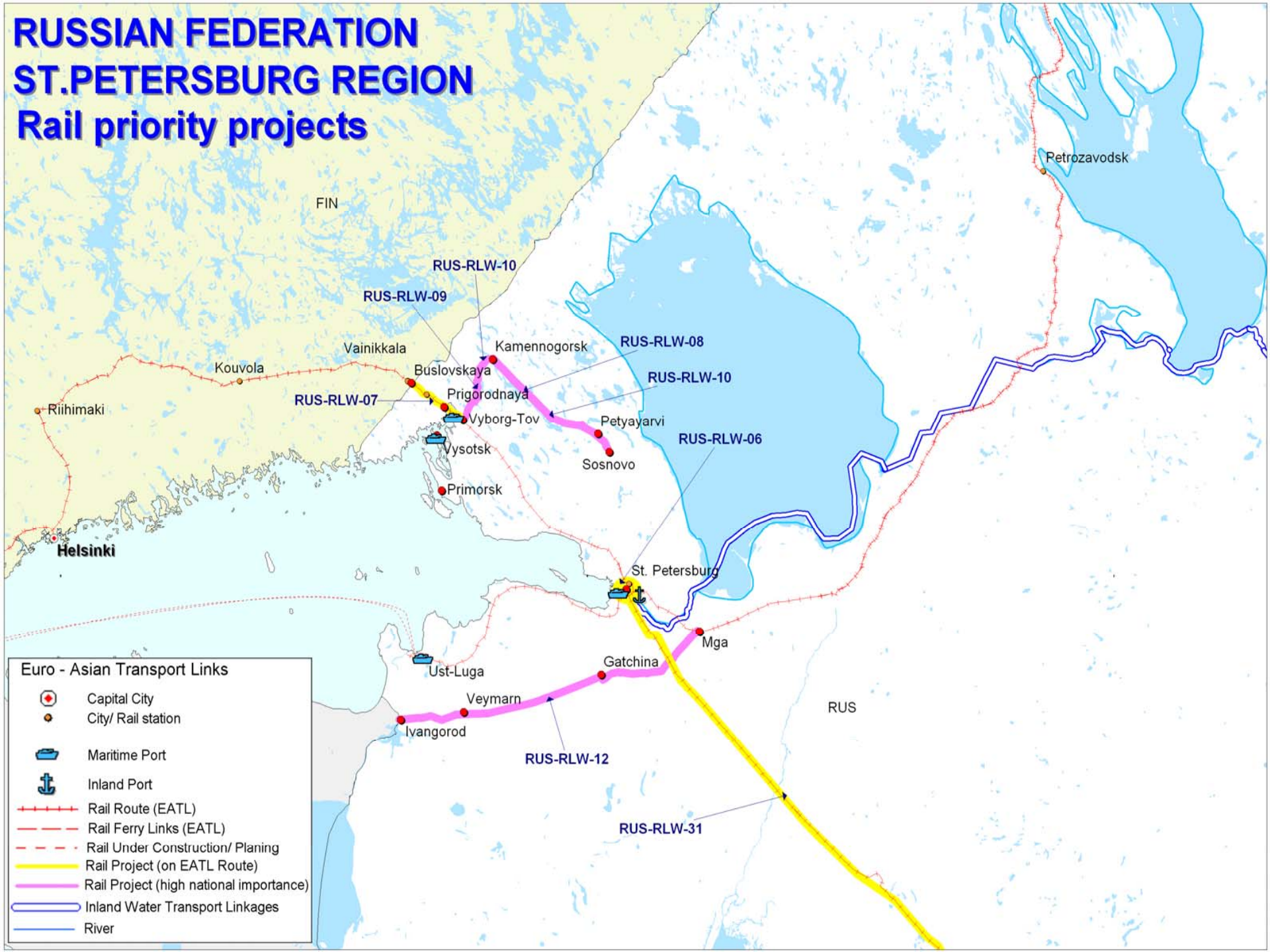
-  Capital City
-  City/ Rail station
-  Maritime Port
-  Inland Port
-  Rail Route (EATL)
-  Rail Ferry Links (EATL)
-  Rail Under Construction/ Planing
-  Rail Project (on EATL Route)
-  Rail Project (high national importance)
-  Inland Water Transport Linkages
-  River



# RUSSIAN FEDERATION NORTH-WESTERN PART Rail priority projects

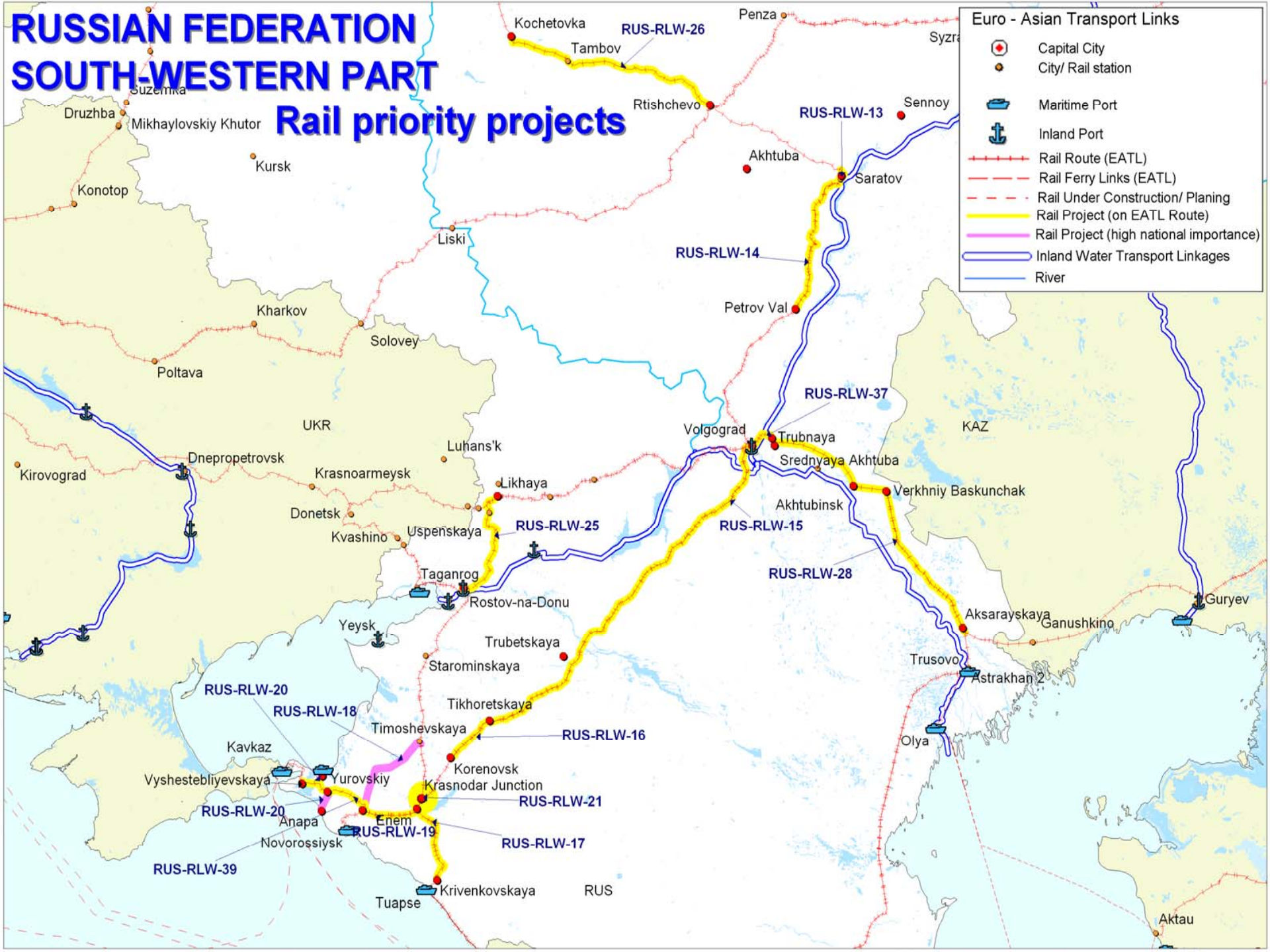


# RUSSIAN FEDERATION ST.PETERSBURG REGION Rail priority projects



# RUSSIAN FEDERATION SOUTH-WESTERN PART

## Rail priority projects



# Tajikistan

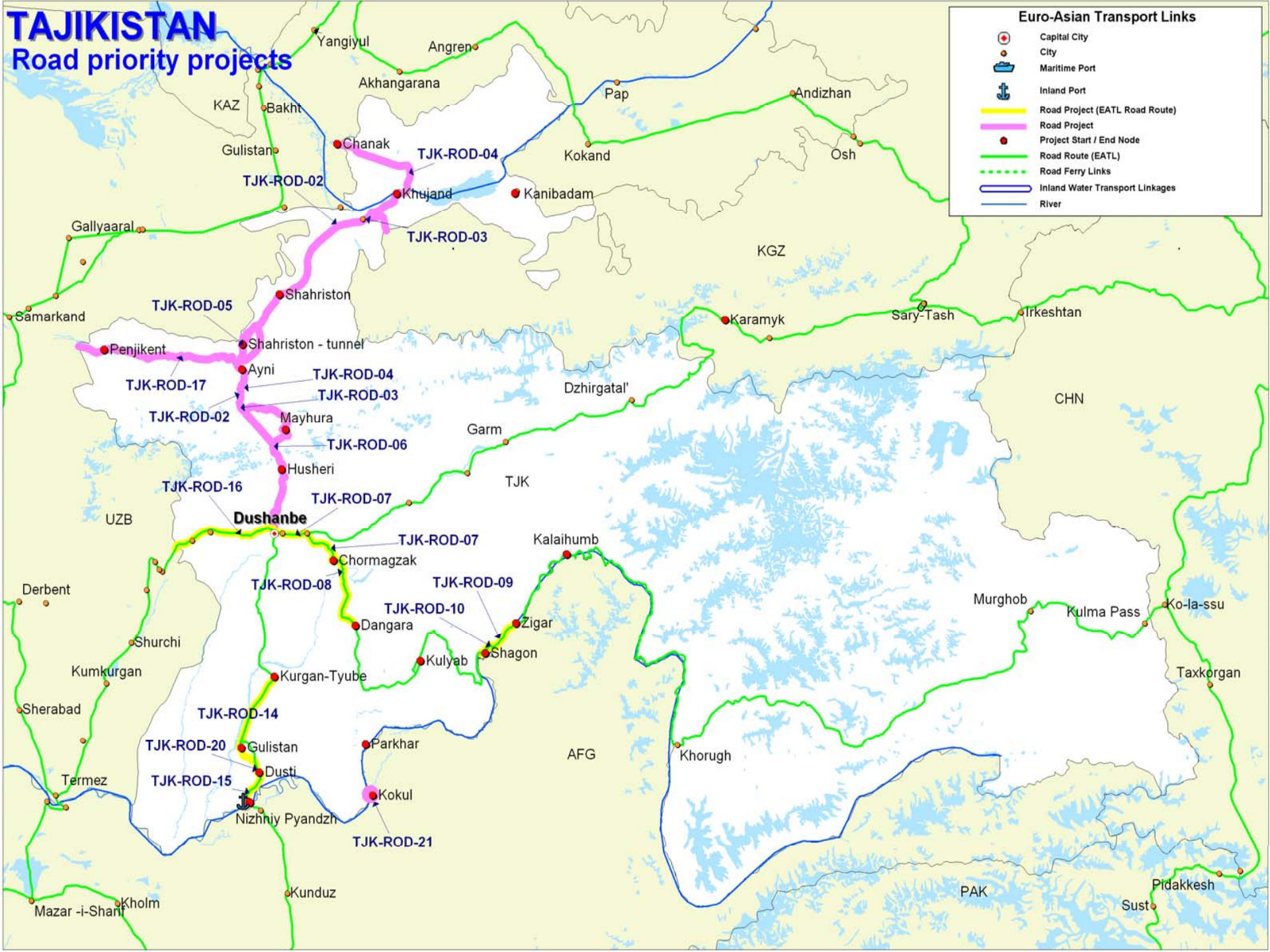
- **32 Projects of total cost \$4,872 billion**
  - **13** along approved and proposed **EATL Routes** of total cost **\$0,627 billion**
  - 19 of national importance of total cost \$4,245 billion
- **13 EATL Routes Projects**
  - **10 Road Projects (\$0,537 billion)**
    - 7 have committed funding-Category I
    - 3 for which limited information was given were classified as Category IV
  - **2 Rail Projects (\$0,07 billion)**
    - Limited information was given-Category IV
  - **1 intermodal terminals projects (\$0,02 billion)**
    - Limited information was given and were classified as Category IV
- **55% of the funding has been secured.**

# TAJIKISTAN

## Road priority projects

**Euro-Asian Transport Links**

- Capital City
- City
- Maritime Port
- Inland Port
- Road Project (EATL Road Route)
- Road Project
- Project Start / End Node
- Road Route (EATL)
- Road Ferry Links
- Inland Water Transport Linkages
- River



# TAJIKISTAN

## Rail priority projects



### Euro - Asian Transport Links

- Capital City
- City/ Rail station
- Maritime Port
- Inland Port
- Rail Route (EATL)
- Rail Ferry Links (EATL)
- Rail Under Construction/ Planing
- Rail Project (on EATL Route)
- Rail Project (high national importance)
- Inland Water Transport Linkages
- River

### Other Projects

TJK-RLW-04	Acquisition of 2000 wagons and related spare parts
TJK-RLW-05	Acquisition of 100 passenger wagons
TJK-RLW-07	Establishing information center



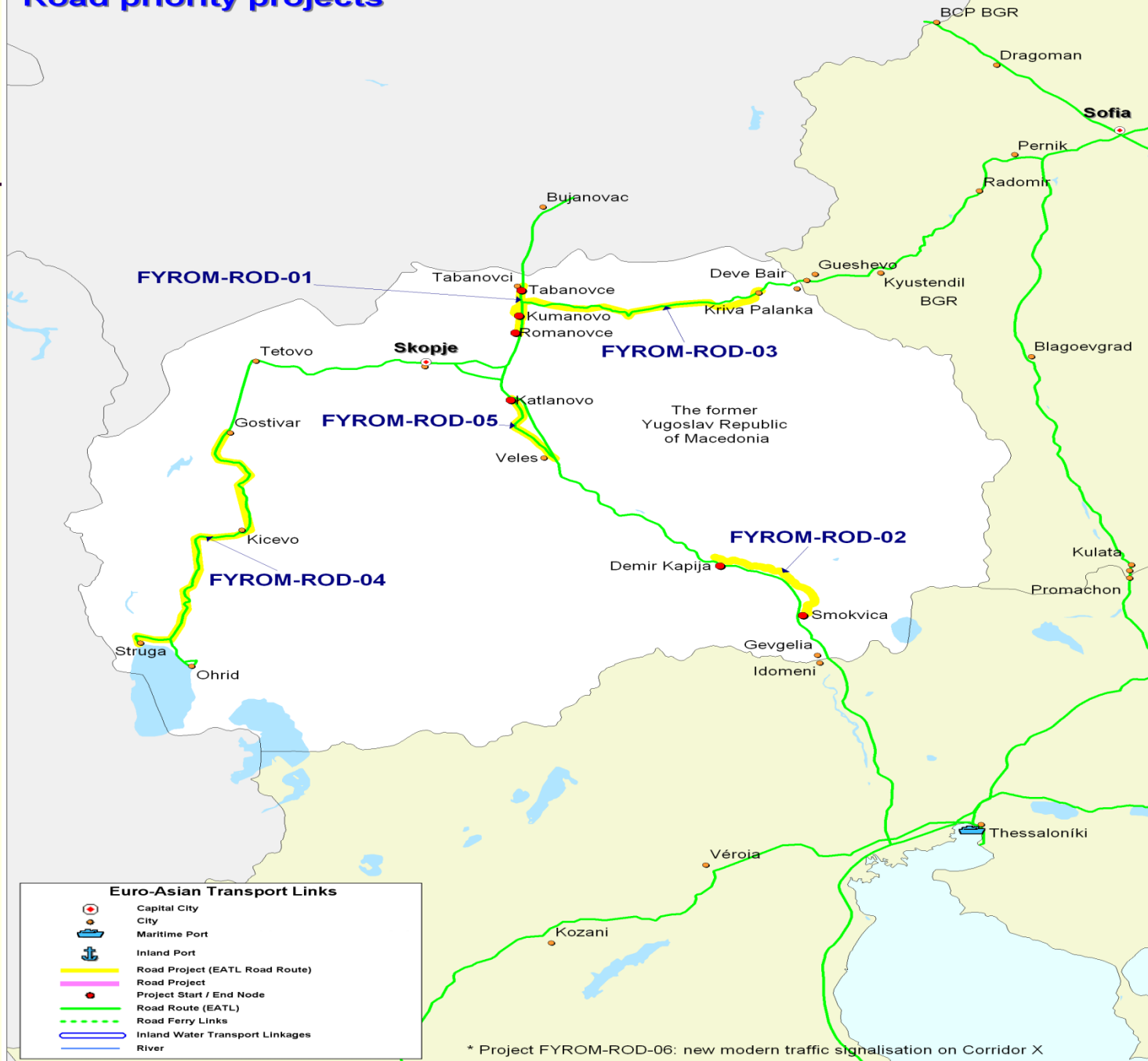
# The former Yugoslav Republic of Macedonia

---

- **11 Projects of total cost \$2,402 billion**
  - 10 along approved and proposed **EATL Routes** of total cost **\$2,39 billion**
  - 1 of national importance of total cost \$0,012 billion
- **10 EATL Routes Projects**
  - **6 Road Projects (\$1,377 billion)**
    - All have committed funding-Category I.
  - **4 Rail Projects (\$1,013 billion)**
    - Based on application of methodology, all were classified as Category II.
- **58% of the funding has been secured.**

# The former Yugoslav Republic of Macedonia

## Road priority projects



# THE FORMER YUGOSLAV REPUBLIC OF MACEDONIA

## Rail priority projects

- Euro - Asian Transport Links**
- Capital City
  - City/ Rail station
  - Maritime Port
  - Inland Port
  - Rail Route (EATL)
  - Rail Ferry Links (EATL)
  - Rail Under Construction/ Planing
  - Rail Project (on EATL Route)
  - Rail Project (high national importance)
  - Inland Water Transport Linkages
  - River



# Turkey

- **24 Projects** along approved and proposed **EATL Routes** of total cost **\$40,257 billion**
  - **8 Road Projects (\$12,567 billion)**
    - 5 have committed funding-Category I
    - Based on the evaluation methodology, 3 were classified as Category II.
  - **9 Rail Projects (\$23,003 billion)**
    - 5 have committed funding, thus belong to Category I
    - 1 was classified as Category II
    - 1 was classified as Category III
    - 2 were classified as Category IV
  - **7 Maritime Projects (\$4,687 billion)**
    - 5 have committed funding, thus belong to Category I
    - 2 were classified as Category II
- **39% of the funding has been secured.**

# TURKEY

## Road priority projects



**Euro-Asian Transport Links**

- Capital City
- City
- Maritime Port
- Inland Port
- Road Project (EATL Road Route)
- Road Project
- Project Start / End Node
- Road Route (EATL)
- Road Ferry Links
- Inland Water Transport Linkages
- River

# TURKEY

## Rail priority projects



### Euro - Asian Transport Links

- Capital City
- City/ Rail station
- Maritime Port
- Inland Port
- Rail Route (EATL)
- Rail Ferry Links (EATL)
- Rail Under Construction/ Planing
- Rail Project (on EATL Route)
- Rail Project (high national importance)
- Inland Water Transport Linkages
- River

# Turkmenistan

---

- Turkmenistan did not submit any data for the purpose of the EATL Phase II Study.

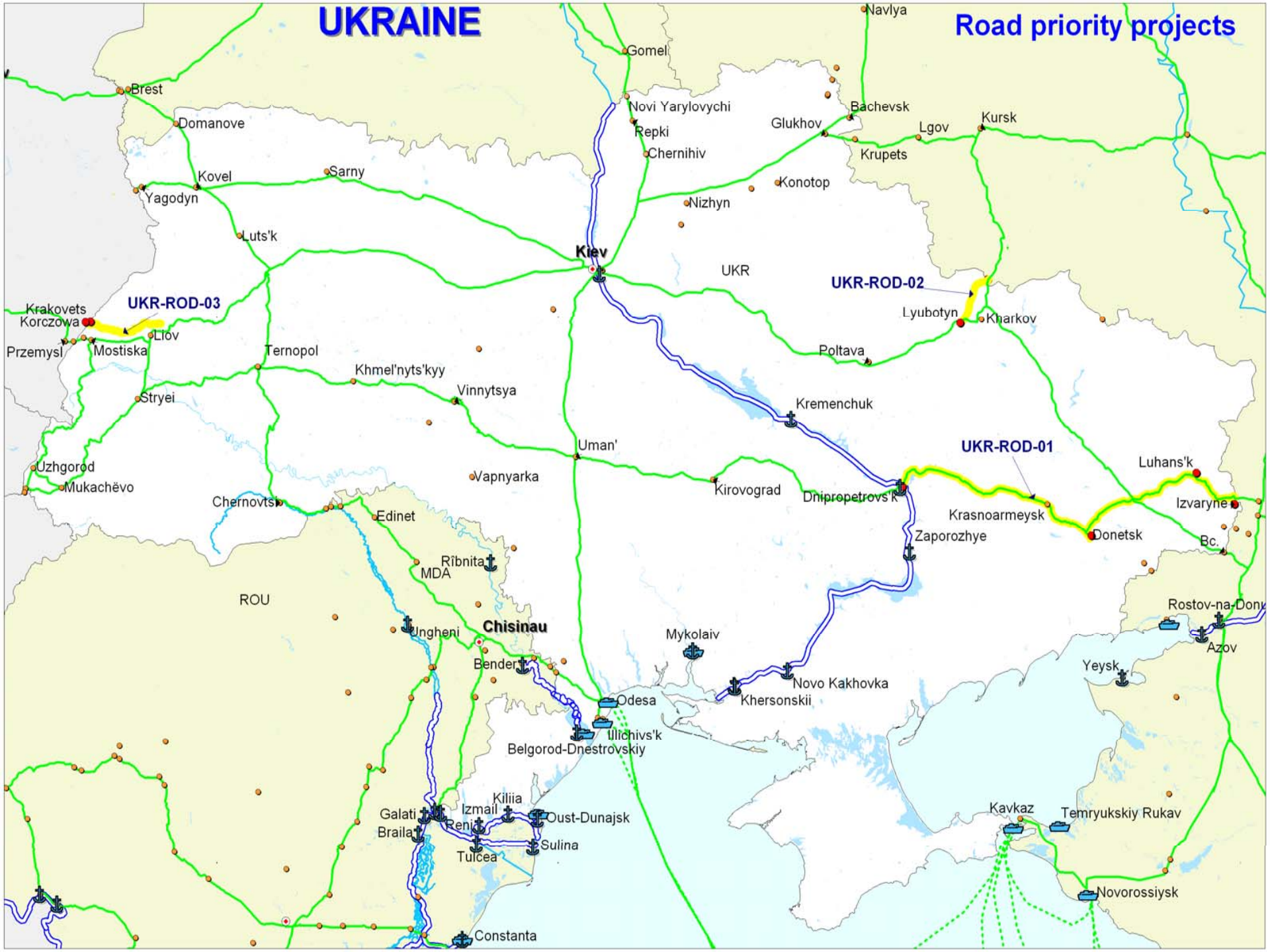
# Ukraine

- **4 Projects** along approved and proposed **EATL Routes** of total cost **\$2,141 billion**
  - **3 Road Projects (\$1,962 billion)**
    - 2 have committed funding-Category I
    - 1 was classified as Category II.
  - **1 Rail Project (\$0,179 billion)**
    - Committed funding-Category I
    - **71% of the funding has been secured.**



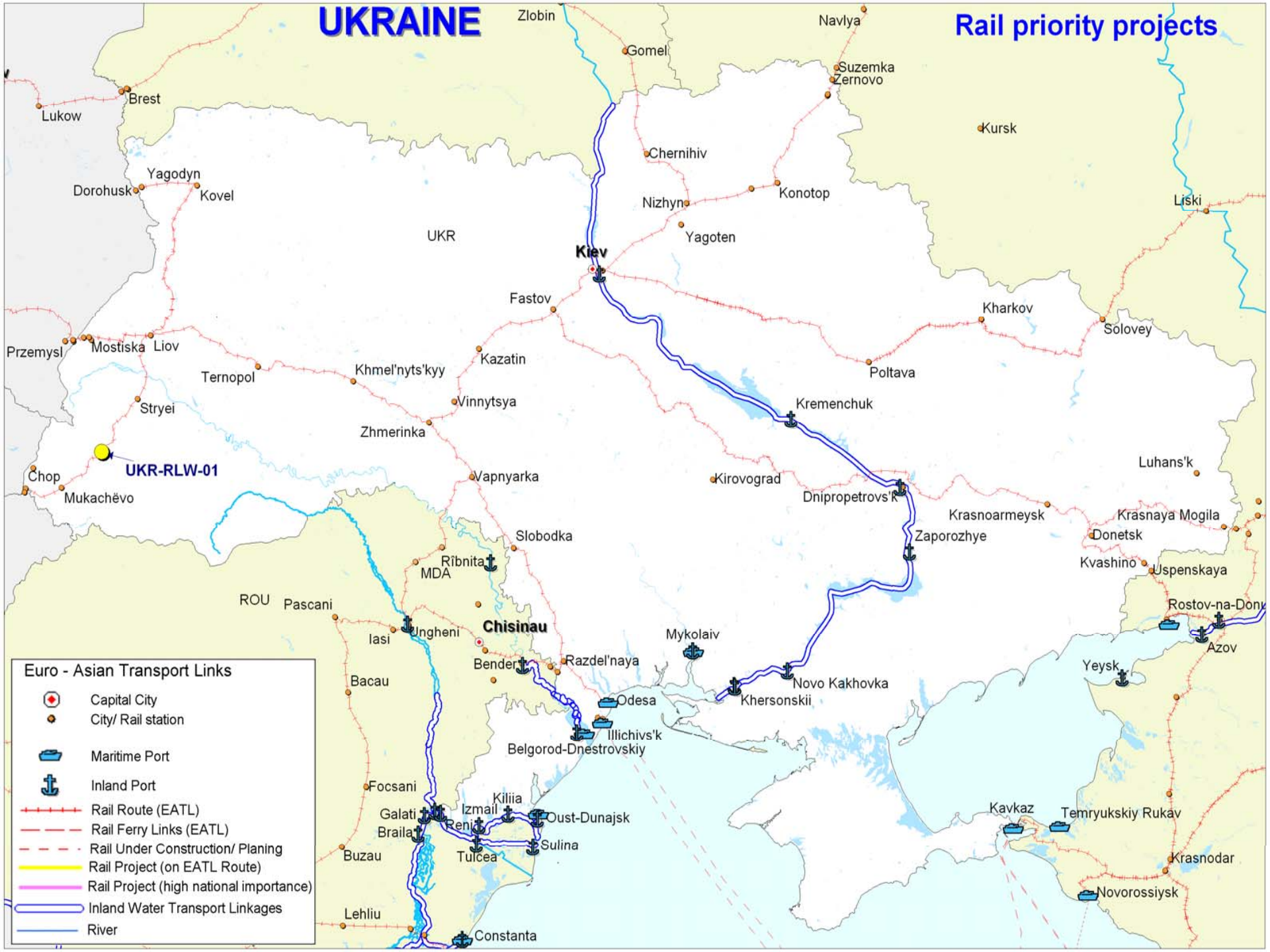
# UKRAINE

# Road priority projects



# UKRAINE

# Rail priority projects



# Uzbekistan

- **13 Projects of total cost \$2,904 billion**
  - 12 along approved and proposed **EATL Routes** of total cost **\$2,694 billion**
  - 1 of national importance of total cost \$0,21billion
- **12 EATL Routes**
  - **2 Road Projects (\$0,783 billion)**
    - All committed funding-Category I
  - **11 Rail Projects (\$1,911 billion)**
    - 8 were classified as Category I
    - 2 were classified as Category II
- **69% of the funding has been secured.**

# UZBEKISTAN

## Road priority projects

**Euro-Asian Transport Links**

- Capital City
- City
- Maritime Port
- Inland Port
- Road Project (EATL Road Route)
- Road Project
- Project Start / End Node
- Road Route (EATL)
- Road Ferry Links
- Inland Water Transport Linkages
- River





# Summary Analysis and Investment Plan

---

- **311 projects (along EATL routes):**
  - 3 projects (1% of total) have been completed
  - 187 (60% of total) projects belong to Category I – to be completed by 2013
  - 64 projects (21% of total) belong to Category II—to be completed by 2016
  - 5 projects (2% of total) belong to Category III –to be completed by 2020
  - 52 (17% of total) projects belong to Category IV – not sure when they will be completed
- **The percentage of secured funding for the total number of EATL Projects is 33%.**

# Results Summary

			All	Per Priority Category				
				I	II	III	IV	Completed
No. of projects			311	187	64	5	52	3
Cost* of projects			213	71	101	3	33	4
Type of infrastructure	ROD	No. of projects	146	84	39	3	20	0
		Cost* of projects	113	22	88	0,3	1,9	0
	RLW	No. of projects	121	75	20	2	23	1
		Cost* of projects	75	28	9	3	31	4
	Other	No. of projects	44	28	5	0	9	2
		Cost* of projects	25	20	4	0	0,1	1

\*in Billion USD

Country	Projects	EATL Projects Implementation Progress					Project Funding
		% Completed	% Up to 2013	% 2013-2016	% 2016-2020	% 2020-unknown	% Secured
AFG	6	0	17	0	0	83	1
ARM	10	0	50	20	0	30	17
AZE	6	0	100	0	0	0	100
BLR							
BGR	11	9	73	9	0	9	93
CHN	18	0	44	50	6	0	57
FIN							
GEO	16	0	50	6	0	44	71
DEU	5	20	0	0	20	60	0
GRC	4	0	100	0	0	0	100
IRN	6	0	83	17	0	0	61
KAZ	10	0	100	0	0	0	100
KGZ	7	0	43	14	0	43	20
LVA	16	0	69	0	0	31	25
LTU	48	0	100	0	0	0	100
LUX							
MNG							
PAK	24	4	42	42	4	8	56
MDA	4	0	50	0	25	25	49
ROU	6	0	67	17	0	17	42
RUS	51	0	25	49	0	25	16
TJK	13	0	54	0	0	46	55
FYROM	10	0	60	40	0	0	58
TUR	24	0	63	25	4	8	39
TKM							
UKR	4	0	75	25	0	0	71
UZB	12	0	83	17	0	0	69
EATL NETWORK	Projects	EATL Projects Implementation Progress					%
		Completed	Up to 2013	2013-2016	2016-2020	2020-unknown	Funding Secured
	311	1%	60%	21%	2%	16%	33%



# Results Summary per Road projects' Priorities and Cost

---

- **146** are **road projects** (47% of total), with value of **\$113 billion**, representing 53% of the total investment cost, of which:
  - **57%** belong to **Category I**, with value of **\$22,3 billion**, representing 20% of the total investment cost for road projects.
  - **27%** belong to **Category II**, with value of **\$88,3 billion**, representing 78% of the total investment cost for road projects.
  - **2%** belong to **Category III**, with value of **\$0,3 billion**, representing 0.3% of the total investment cost for road projects.
  - **14%** belong to **Category IV**, with value of **\$1,9 billion**, representing 1.7% of the total investment cost for road projects.

# Results Summary per Rail projects' Priorities and Cost

---

- **121** are **railway projects** (39% of total), with value of **\$75 billion**, representing 35 % of the total investment cost, of which:
  - **62%** belong to **Category I**, with value of **\$28,3 billion**, representing 38% of the total investment cost for rail projects.
  - **16%** belong to **Category II**, with an estimated value of **\$9,2 billion**, representing 12% of the total investment cost for rail projects.
  - **2%** belong to **Category III**, with value of **\$2,7 billion**, representing 4% of the total investment cost for rail projects.
  - **19%** belong to **Category IV**, with value of **\$31,3 billion**, representing 42% of the total investment cost for rail projects.
  - **1%** has been **completed**, with value of **\$3.6 billion**, representing 5% of the total investment cost for rail projects.

# Results Summary per Other projects' Priorities and Cost

---

- **44** are **other projects** (14% of total), with value of **\$25 billion**, representing 12 % of the total investment cost of which:
  - **64%** belong to **Category I**, with value of **\$20,5 billion**, representing 82% of the total investment cost for other projects.
  - **11%** belong to **Category II**, with value of **\$3.8 billion**, representing 15% of the total investment cost for other projects.
  - **20%** belong to **Category IV**, with value of **\$0,1 billion**, representing 1% of the total investment cost for other projects.
  - **5%** have been **completed**, with value of **\$0,6 billion**, representing 2% of the total investment cost for other projects.

# Recommendations

---

- The implementation of EATL Phase II network is a long-term process.
- Requires political will, commitment and cooperation from all the countries involved.
- Recommended actions: data collection, monitoring, GIS Mapping update/maintenance, continuous revision/update of the Investment Plan and funding securisation, Technical and Institutional actions, etc.
- Projects of national importance:
  - depending on the significance and priorities set for those by their respective countries, and their potential to impact on established connections, could be considered for inclusion in a future revision of the EATL network.



**Thank you for your  
attention!**