

# **E-CoRSS update**

**Rebecca Huang**

**UNECE Sustainable Transport Division**

**11<sup>th</sup> Session, GE.2, 29-30 May 2017**



**UNECE**

# e-CoRSS website under development

- Currently in Phase I
- Section A signs to Section F signs under development
- Section G and Section H signs yet to be developed (dependent on GE2's progress)
- More advanced development for the 12<sup>th</sup> session

- Refine Your Results
- DANGER WARNING** ▶
- REGULATORY ▶
- INFORMATIVE ▶
- SYMBOL/INSCRIPTION COLOR ▶
- TRAFFIC CODE ▶
- END OF REGULATION ▶
- SHAPE CODE ▶
- BACKGROUND COLOUR CODE ▶



Left Bend



Left Bend



Left Bend



Left Bend



Left Bend



Left Bend



Right Bend



Right Bend



Right Bend



Right Bend



Right Bend



Right Bend



Double Bend Left




Double Bend Left



Double Bend Left



Double Bend Left



### Danger Warning Sign

Download

Old Code	A, 1 a
New Code	A-01.1
Definition	Lorem Ipsum is simply dummy text of the printing and typesetting industry.
Description	circle, white middle bar
Additional info	Lorem Ipsum is simply dummy text of the printing and typesetting industry.

<
>

#### Related Variants

Lorem Ipsum is simply dummy text of the printing.

<
>

Left Bend

Left Bend

#### Related Signs

Lorem Ipsum is simply dummy text of the industry.

<
>

Right Bend

Double Bend Left

# Example: A, 2a

## Dangerous descent



WARNING SIGNS  
A, 2 a - A 0 2 . 1  
dangerous descent

No10  
should be  
editable



A, 2<sup>a</sup>

# Example: A, 15b

Danger warning: Wild animal crossing



# Example: A, 15b

Danger warning: Wild animal crossing




other options



# Example: B, 5

Priority for oncoming traffic

PRIORITY SIGNS  
B, 5 - B 04.0  
*priority for oncoming traffic*



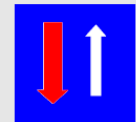

B, 5



# Example: B, 6

Priority sign: Priority over oncoming traffic


PRIORITY SIGNS  
B, 6 - B 05.0  
priority over oncoming traffic




B, 6


# Example: C, 3c


## Prohibition signs: No entry for motor cycles

 icetulip  
conceptual advertising

END OF PROHIBITION SIGNS  
C, 3 b - C 0 3 . 2  
no entry for motorcycles

  
C, 3<sup>b</sup>  
BEFORE

  
AFTER



# Example: C, 3i

Prohibition sign: No entry for pedestrians



END OF PROHIBITION SIGNS  
C, 31 - C 03.9  
no entry for motorcycles

 C, 3<sup>i</sup>

BEFORE



AFTER



# Example: C, 14

Restrictive sign: Maximum speed limited



END OF PROHIBITION SIGNS  
C, 14 - C14.1  
end of overtaking by goods vehicle

No.  
should be  
editable



C, 14

# Example: C, 18

Parking prohibited



# Example: D, 1a

Direction to be followed

FACILITATION SIGNS  
D, 1a - D 01.6  
right turn



D, 1

# Example: D, 8

End of compulsory minimum speed



FACILITATION SIGNS  
D, 8 - D 0 6 . 2  
end of compulsory minimum speed

No.  
should be  
editable

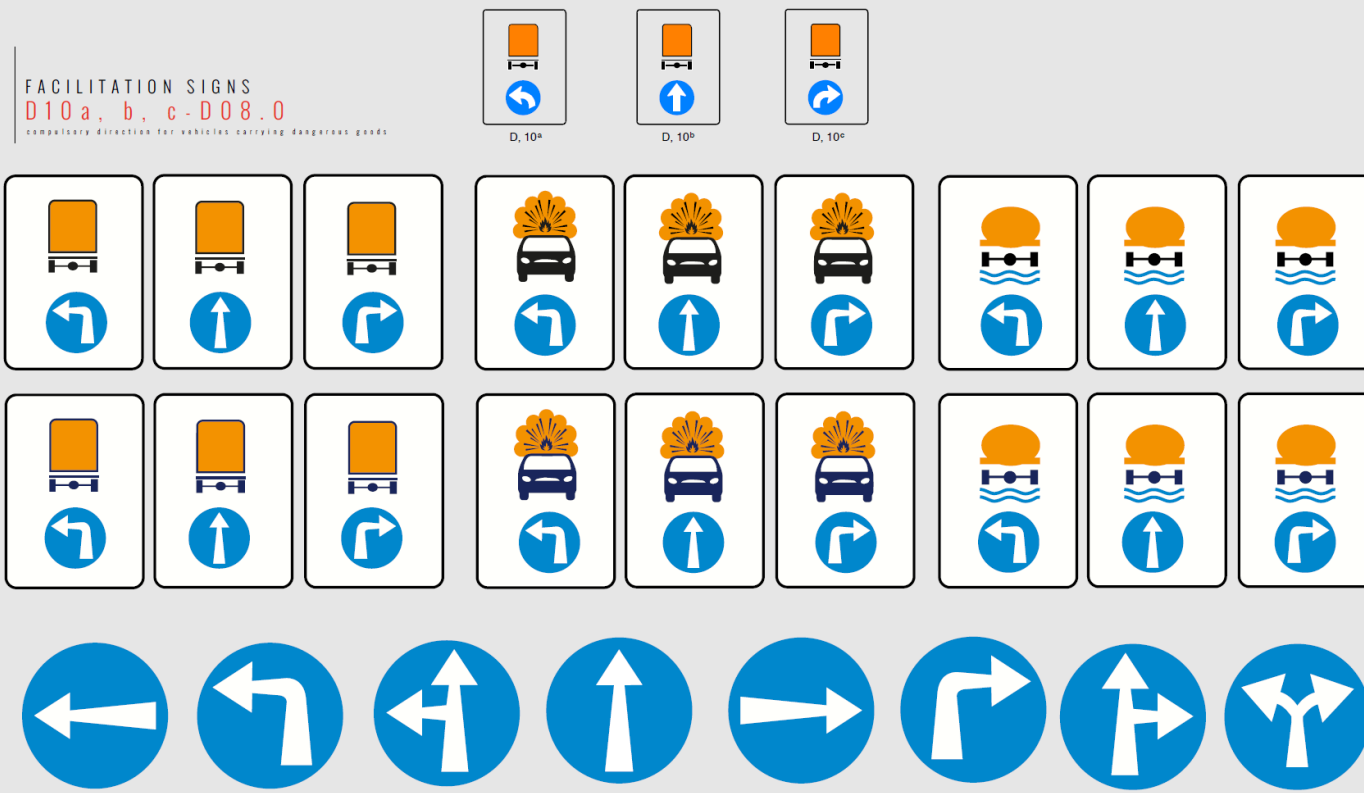


# “Drag and drop” example: D, 10a-10c

Facilitation sign: Compulsory direction for vehicles carrying dangerous goods

icetulip  
conceptual advertising

FACILITATION SIGNS  
D10a, b, c - D08.0  
compulsory direction for vehicles carrying dangerous goods



D, 10<sup>a</sup>      D, 10<sup>b</sup>      D, 10<sup>c</sup>

\*these are all the options for the arrows



# Example: 5a

Special regulation sign: Motorway



E, 5a

# Example: E, 7a, 7b, 7c, 7d

Signs indicating beginning of built up area



Inscription should be editable

E- SIGNS  
E7a, E7b, E7c, E7d - E07.1  
beginning of built up area



E, 7<sup>a</sup>



E, 7<sup>b</sup>



E, 7<sup>c</sup>



E, 7<sup>d</sup>



# Example: E, 8a, 8b, 8c, 8d

Signs indicating end of built up area



E - SIGNS  
E 8 a , E 8 b , E 8 c , E 8 d - E 0 7 . 2  
end of built up area



E, 8<sup>a</sup>




E, 8<sup>b</sup>



E, 8<sup>c</sup>



E, 8<sup>d</sup>



E - SIGNS  
E 8 a, E 8 b, E 8 c, E 8 d - E 07.2  
end of built up area



E, 8<sup>a</sup>




E, 8<sup>b</sup>



E, 8<sup>c</sup>



E, 8<sup>d</sup>



# Example: E, 13b

## Special regulation sign: Hospital



E - SIGNS  
E13 a - E11.2  
hospital



before



after



E, 13<sup>a</sup>



E, 13<sup>b</sup>

# Example: F, 5

Informative sign: Hotel or motel



F, 5

before



after

F- SIGNS  
F5 - F05.1  
hotel or motel

