

UNECE

2017 INLAND TRANSPORT STATISTICS

FOR EUROPE AND NORTH AMERICA



Volume LVIII



UNITED NATIONS

ECONOMIC COMMISSION FOR EUROPE

**The UNECE Transport Statistics for Europe
and North America**

Volume LVIII

2017



UNITED NATIONS
New York and Geneva, 2017

Note

The designations employed and the presentation of the material in this publication do not imply the expression of any opinion whatsoever on the part of the Secretariat of the United Nations concerning the legal status of any country, territory, city or area, or of its authorities, or concerning the delimitation of its frontiers or boundaries.

ECE/TRANS/260

Copyright © United Nations, 2017

All rights reserved.

No part of this publication may, for sales purposes, be reproduced, stored in a retrieval system or transmitted in any form or by any means, electronic, electrostatic, magnetic tape, mechanical, photocopying or otherwise, without prior permission in writing from the United Nations.

UNITED NATIONS PUBLICATION

eISBN: 978-92-1-362716-7

UNITED NATIONS ECONOMIC COMMISSION FOR EUROPE

The United Nations Economic Commission for Europe (UNECE) is one of the five United Nations regional commissions, administered by the Economic and Social Council (ECOSOC). It was established in 1947 with the mandate to help rebuild post-war Europe, develop economic activity and strengthen economic relations among European countries, and between Europe and the rest of the world. During the Cold War, UNECE served as a unique forum for economic dialogue and cooperation between East and West. Despite the complexity of this period, significant achievements were made, with consensus reached on numerous harmonization and standardization agreements.

In the post-Cold War era, UNECE acquired not only many new member States, but also new functions. Since the early 1990s the organization has focused on analyses of the transition process, using its harmonization experience to facilitate the integration of Central and Eastern European countries into the global markets.

UNECE is the forum where the countries of western, central and eastern Europe, central Asia and North America — 56 countries in all — come together to forge the tools of their economic cooperation. That cooperation concerns economics, statistics, environment, transport, trade, sustainable energy, timber and habitat. The Commission offers a regional framework for the elaboration and harmonization of conventions, norms and standards. The Commission's experts provide technical assistance to the countries of South-East Europe and the Commonwealth of Independent States. This assistance takes the form of advisory services, training seminars and workshops where countries can share their experiences and best practices.

TRANSPORT IN UNECE

The UNECE Sustainable Transport Division is the secretariat of the Inland Transport Committee (ITC) and the ECOSOC Committee of Experts on the Transport of Dangerous Goods and on the Globally Harmonized System of Classification and Labelling of Chemicals. The ITC and its 17 working parties, as well as the ECOSOC Committee and its sub-committees are intergovernmental decision-making bodies that work to improve the daily lives of people and businesses around the world, in measurable ways and with concrete actions, to enhance traffic safety, environmental performance, energy efficiency and the competitiveness of the transport sector.

The *ECOSOC Committee* was set up in 1953 by the Secretary-General of the United Nations at the request of the Economic and Social Council to elaborate recommendations on the transport of dangerous goods. Its mandate was extended to the global (multi-sectoral) harmonization of systems of classification and labelling of chemicals in 1999. It is composed of experts from countries which possess the relevant expertise and experience in the international trade and transport of dangerous goods and chemicals. Its membership is restricted in order to reflect a proper geographical balance between all regions of the world and to ensure adequate participation of developing countries. Although the Committee is a subsidiary body of ECOSOC, the Secretary-General decided in 1963 that the secretariat services would be provided by the UNECE Transport Division.

ITC is a unique intergovernmental forum that was set up in 1947 to support the reconstruction of transport connections in post-war Europe. Over the years, it has specialized in facilitating the harmonized and sustainable development of inland modes of transport. The main results of this persevering and ongoing work are reflected, among other things, (i) in 58 United Nations conventions and many more technical regulations, which are updated on a regular basis and provide an international legal framework for the sustainable development of national and international road, rail, inland water and intermodal transport, including the transport of dangerous goods, as well as the construction and inspection of road motor vehicles; (ii) in the Trans-European North-south Motorway, Trans-European Railway and the Euro-Asia Transport Links projects, that facilitate multi-country coordination of transport infrastructure investment programmes; (iii) in the TIR system, which is a global customs transit facilitation solution; (iv) in the tool called **For Future Inland Transport Systems (ForFITS)**, which can assist national and local governments to monitor carbon dioxide (CO₂) emissions coming from inland transport modes and to select and design climate change mitigation policies, based on their impact and adapted to local conditions; (v) in transport statistics — methods and data — that are internationally agreed on; (vi) in studies and reports that help transport policy development by addressing timely issues, based on cutting-edge research and analysis. ITC also devotes special attention to Intelligent Transport Services (ITS), sustainable urban mobility and city logistics, as well as to increasing the resilience of transport networks and services in response to climate change adaptation and security challenges.

In addition, the UNECE Sustainable Transport and Environment Divisions, together with the World Health Organization (WHO) — Europe, co-service the Transport Health and Environment Pan-European Programme (THE PEP).

Finally, as of 2015, the UNECE Sustainable Transport Division will be providing the secretariat services for the Secretary General's Special Envoy for Road Safety, Mr. Jean Todt.

THE 2017 BULLETIN ON TRANSPORT STATISTICS FOR EUROPE AND NORTH AMERICA

Transport statistics are fundamental for all transport policy development across the ECE region and the world as a whole. The Bulletin on Transport Statistics for Europe and North America provides this data in a tabular format to assist in this policy development. The Bulletin is the result of the activities on the development of methodologies and gathering transport data which are carried out by the Working Party on Transport Statistics (WP.6). It also supplements the online database of transport statistics that is available on the UNECE website.

The 2017 edition provides a series of transport statistics tables for the 56 member States of UNECE. The publication is purely statistical in character. Like the previous issues, it has been prepared by the Sustainable Transport Division of UNECE with the generous cooperation of national statistical offices. It is issued in accordance with the recommendation of the Inland Transport Committee at its first session that the Division should regularly publish the most recent available data on transport for as many countries within the ECE region as possible.

This publication brings together statistical information on all the modes of transport covered by the Inland Transport Committee (road and road safety, rail, inland waterways and oil pipelines) for all member States of the ECE region. A short summary at the beginning of each chapter provides some key figures on each sector, followed by detailed data on each of the statistics sub-categories.

Sources

The statistics in this bulletin are compiled by the secretariat of UNECE on the basis of replies to questionnaires submitted by member States and from official national and international sources.

To collect transport statistics, the Sustainable Transport Division in coordination with Eurostat and the International Transport Forum (ITF) administers a Web Common Questionnaire website where designated country contacts from national statistics offices may send available transport data. The countries are requested to provide the latest available statistics. For this publication, an additional questionnaire was sent by email to member States to ensure that the data was as recent as possible.

The data provided here are exclusively official data provided by national authorities and have been reviewed by the secretariat, but not independently verified. Missing data have either not been provided or do not exist.

Comparability of data

Data are given according to commonly agreed upon definitions which are provided in the fourth edition of the Glossary for Transport Statistics (published jointly by UNECE, Eurostat and ITF) and were approved by the Inland Transport Committee (see annex). Footnotes in tables indicate explanations provided by countries for departures from the definitions.

The data provided in this publication are also available on the Sustainable Transport Division website at <http://w3.unece.org/PXWeb/en>. Website data are updated on a regular basis and thus may be more recent than data in this publication.

Period of time

Most of the statistics are presented in time series form.

Rounding of Figures

Where necessary, each figure has been rounded off to the nearest final digit. For this reason, apparent discrepancies between the sum of the constituent items and the totals shown may appear.

UNECE member States and nomenclature

As of May 2017, UNECE was composed of the following 56 member States: Albania, Andorra, Armenia, Austria, Azerbaijan, Belarus, Belgium, Bosnia and Herzegovina, Bulgaria, Canada, Croatia, Cyprus, Czechia, Denmark, Estonia, Finland, France, Georgia, Germany, Greece, Hungary, Iceland, Ireland, Israel, Italy, Kazakhstan, Kyrgyzstan, Latvia, Liechtenstein, Lithuania, Luxembourg, Malta, Monaco, Montenegro, Netherlands, Norway, Poland, Portugal, Republic of Moldova, Romania, Russian Federation, San Marino, Serbia, Slovakia, Slovenia, Spain, Sweden, Switzerland, Tajikistan, The former Yugoslav Republic of Macedonia, Turkey, Turkmenistan, Ukraine, United Kingdom of Great Britain and Northern Ireland, United States of America and Uzbekistan.

Data inquiries

UNECE welcomes comments and suggestions on its statistical bulletins. Any comments or enquiries should be addressed to:

United Nations Economic Commission for Europe
Sustainable Transport Division
Transport Networks and Logistics Section
Palais des Nations
CH-1211 Geneva 10
Switzerland

E-mail: stat.trans@unece.org

Symbols and abbreviations employed

... = Not available

Contents

	<i>Page</i>
Charts and summary tables	1
General statistics	1
Population and area of country	2
Road transport	4
1. Road infrastructure at 31 December	7
2. Road vehicle fleet in the country at 31 December — By vehicle category.....	12
2 (a). Road vehicle fleet in the country at 31 December — By age group	21
2 (b). Road vehicle fleet in the country at 31 December — By fuel type.....	30
2 (c). Goods road transport equipment at 31 December — By load capacity	39
3. New road vehicle registrations during the year — By vehicle category	53
3 (a). New road vehicle registrations during the year — By fuel type	62
3 (b). New goods road vehicles registered during the year — By load capacity	71
4. Road traffic indicators (Passenger and good vehicles)	85
5. Goods road vehicles operated for hire or reward	96
Railway transport	103
6. Employment in principal railway enterprise(s).....	106
7. Networks at 31 December.....	110
8. Mobile equipment at 31 December.....	118
9. Tractive vehicle movements	129
10. Train movements	131
11. Hauled vehicles movements of trains	139
12. Passenger transport.....	145
13. Goods transport (excluding empty privately-owned wagons).....	150
Inland waterways	155
14. Navigable inland waterway regularly used for transport at 31 December	157
15. Inland waterway vessels in service at 31 December, by carrying capacity and year of construction.	162
16. Goods transport by type of transport and vessel on national territory.....	184
Oil pipeline transport	190
17. Oil pipeline infrastructure and volume of transport.....	191
Annex	198
Selected definitions from the glossary for transport statistics.....	199

TABLES BY COUNTRY

	COUNTRY	1	2	2 (a)	2 (b)	2 (c)	3	3 (a)	3 (b)	4	5	6	7	8	9	10	11	12	13	14	15	16	17	
1	Albania	X																						
2	Andorra	X	X																					
3	Armenia												X											
4	Austria	X	X	X	X	X	X	X	X	X	X	X	X	X	X	X	X	X	X	X	X	X	X	X
5	Azerbaijan	X	X	X	X	X	X	X	X	X	X	X	X	X	X	X	X	X	X	X	X	X	X	X
6	Belarus		X	X	X	X																		
7	Belgium		X	X	X	X	X	X	X	X	X	X	X	X	X	X	X	X	X	X	X	X	X	X
8	Bosnia and Herzegovina	X	X	X	X	X	X	X	X	X	X	X	X	X	X	X	X	X	X	X	X	X	X	X
9	Bulgaria	X	X	X	X	X	X	X	X	X	X	X	X	X	X	X	X	X	X	X	X	X	X	X
10	Canada		X	X	X	X	X	X	X	X	X	X	X	X	X	X	X	X	X	X	X	X	X	X
11	Croatia	X	X	X	X	X	X	X	X	X	X	X	X	X	X	X	X	X	X	X	X	X	X	X
12	Cyprus	X	X	X	X	X	X	X	X	X	X	X	X	X	X	X	X	X	X	X	X	X	X	X
13	Czechia	X	X	X	X	X	X	X	X	X	X	X	X	X	X	X	X	X	X	X	X	X	X	X
14	Denmark																							
15	Estonia	X	X	X	X	X	X	X	X	X	X	X	X	X	X	X	X	X	X	X	X	X	X	X
16	Finland	X	X	X	X	X	X	X	X	X	X	X	X	X	X	X	X	X	X	X	X	X	X	X
17	France	X	X	X	X	X	X	X	X	X	X	X	X	X	X	X	X	X	X	X	X	X	X	X
18	Georgia		X	X	X	X																		
19	Germany	X	X	X	X	X	X	X	X	X	X	X	X	X	X	X	X	X	X	X	X	X	X	X
20	Greece		X	X	X	X	X	X	X	X	X	X	X	X	X	X	X	X	X	X	X	X	X	X
21	Hungary	X	X	X	X	X	X	X	X	X	X	X	X	X	X	X	X	X	X	X	X	X	X	X
22	Iceland																							
23	Ireland	X	X	X	X	X	X	X	X	X	X	X	X	X	X	X	X	X	X	X	X	X	X	X
24	Israel																							
25	Italy	X	X	X	X	X	X	X	X	X	X	X	X	X	X	X	X	X	X	X	X	X	X	X
26	Kazakhstan		X	X	X																			
27	Kyrgyzstan																							
28	Latvia	X	X	X	X	X	X	X	X	X	X	X	X	X	X	X	X	X	X	X	X	X	X	X

	17	16	15	14	13	12	11	10	9	8	7	6	5	4	3 (b)	3 (a)	3	2 (c)	2 (b)	2 (a)	2	1	COUNTRY
29	X	X	X	X	X	X	X	X	X	X	X	X	X	X	X	X	X	X	X	X	X	X	Liechtenstein
30	X	X	X	X	X	X	X	X	X	X	X	X	X	X	X	X	X	X	X	X	X	X	Lithuania
31																							Luxembourg
32															X								Malta
33																							Monaco
34																							Montenegro
35					X	X	X	X	X	X	X	X	X	X	X	X	X	X	X	X	X	X	Netherlands
36					X	X	X	X	X	X	X	X	X	X	X	X	X	X	X	X	X	X	Norway
37				X	X	X	X	X	X	X	X	X	X	X	X	X	X	X	X	X	X	X	Poland
38				X	X	X	X	X	X	X	X	X	X	X	X	X	X	X	X	X	X	X	Portugal
39				X	X	X	X	X	X	X	X	X	X	X	X	X	X	X	X	X	X	X	Republic of Moldova
40				X	X	X	X	X	X	X	X	X	X	X	X	X	X	X	X	X	X	X	Romania
41				X	X	X	X	X	X	X	X	X	X	X	X	X	X	X	X	X	X	X	Russian Federation
42				X	X	X	X	X	X	X	X	X	X	X	X	X	X	X	X	X	X	X	San Marino
43				X	X	X	X	X	X	X	X	X	X	X	X	X	X	X	X	X	X	X	Serbia
44				X	X	X	X	X	X	X	X	X	X	X	X	X	X	X	X	X	X	X	Slovakia
45				X	X	X	X	X	X	X	X	X	X	X	X	X	X	X	X	X	X	X	Slovenia
46				X	X	X	X	X	X	X	X	X	X	X	X	X	X	X	X	X	X	X	Spain
47				X	X	X	X	X	X	X	X	X	X	X	X	X	X	X	X	X	X	X	Sweden
48				X	X	X	X	X	X	X	X	X	X	X	X	X	X	X	X	X	X	X	Switzerland
49																							Tajikistan
50																							The former Yugoslav Republic of Macedonia
51																							Turkey
52																							Turkmenistan
53																							Ukraine
54																							United Kingdom
55																							United States
56																							Uzbekistan

CHARTS AND SUMMARY TABLES

GENERAL STATISTICS

Population and area of country

Population et superficie du pays

Численность населения и площадь страны

Country	Population (1 000)			Area km ²	Inhabitants per km ² 2015
	2013	2014	2015		
Albania	2 881	2 883	2 890	28 748	101
Andorra	79	76	73
Armenia	2 978	2 992	3 006	29 743	101
Austria	8 455	8 487	8 517	83 858	102
Azerbaijan	9 361	9 497	9 630	86 600	111
Belarus	9 491	9 497	9 500	207 600	46
Belgium	11 080	11 153	11 226	30 528	368
Bosnia-Herzegovina	3 828	3 824	3 818	51 197	75
Bulgaria	7 304	7 253	7 201	110 993	65
Canada	34 868	35 231	35 588	9 970 610	4
Croatia	4 287	4 271	4 256	56 542	75
Cyprus	1 129	1 142	1 154	9 251	125
Czechia	10 545	10 545	10 543	78 866	134
Denmark	5 601	5 624	5 647	43 094	131
Estonia	1 324	1 320	1 316	45 228	29
Finland	5 425	5 453	5 480	338 150	16
France	63 562	63 845	64 121	551 500	116
Georgia	4 139	4 083	4 035	69 700	58
Germany	80 478	80 566	80 646	357 030	226
Greece	11 110	11 055	11 001	131 957	83
Hungary	9 958	9 925	9 890	93 030	106
Iceland	323	325	327	103 000	3
Ireland	4 668	4 671	4 675	70 273	67
Israel	7 695	7 818	7 939	22 145	359
Italy	59 738	59 771	59 789	301 337	198
Kazakhstan	16 821	17 100	17 372	2 724 900	6
Kyrgyzstan	5 648	5 746	5 844	199 900	29
Latvia	2 037	2 012	1 989	64 589	31
Liechtenstein	37	37	37	160	233
Lithuania	3 016	2 964	2 917	65 300	45
Luxembourg	532	545	557	2 586	215
Malta	416	417	418	316	1 322
Monaco	37	38	38
Montenegro	624	625	625	13 812	45
Netherlands	16 749	16 809	16 868	41 526	406
Norway	5 018	5 083	5 148	323 759	16
Poland	38 609	38 619	38 620	312 685	124
Portugal	10 515	10 460	10 402	91 982	113
Republic of Moldova	4 075	4 074	4 072	33 845	120
Romania	19 945	19 794	19 652	238 391	82
Russian Federation	143 288	143 367	143 429	17 075 400	8

Population and area of country**Population et superficie du pays****Численность населения и площадь страны**

Country	Population (1 000)			Area km ²	Inhabitants per km ² 2015
	2013	2014	2015		
San Marino	31	31	32	...	
Serbia	8 983	8 938	8 893	88 361	101
Slovakia	9 543	9 624	9 703	449 964	22
Slovenia	5 415	5 419	5 423	49 012	111
Spain	46 637	46 455	46 260	505 992	91
Sweden	2 063	2 065	2 066	20 253	102
Switzerland	8 023	8 119	8 211	41 285	199
Tajikistan	7 931	8 112	8 296	143 100	58
The FYR of Macedonia*	2 069	2 073	2 076	25 713	81
Turkey	74 849	76 224	77 524	774 815	100
Turkmenistan	5 173	5 240	5 307	488 100	11
Ukraine	45 320	45 165	45 002	603 700	75
United Kingdom	63 574	63 956	64 331	242 910	265
United States	314 799	317 136	319 449	9 629 090	33
Uzbekistan	28 592	29 033	29 470	447 400	66

* The former Yugoslav Republic of Macedonia

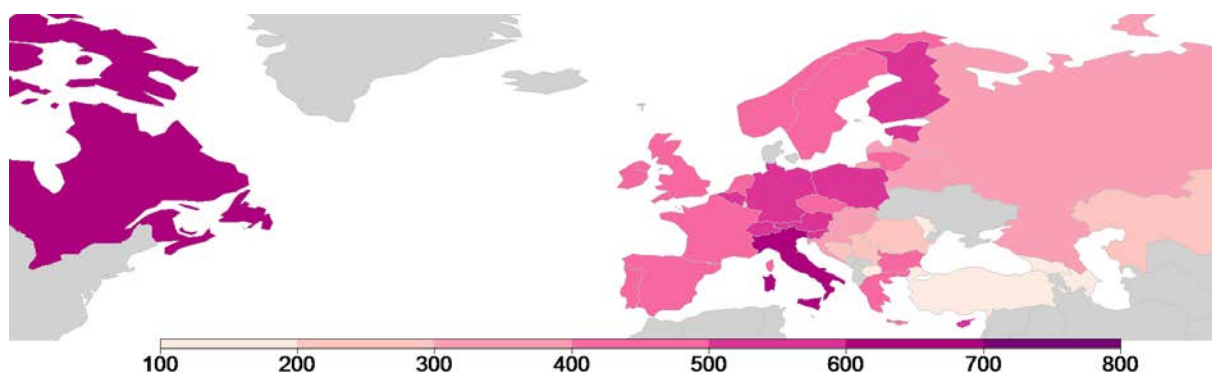
ROAD TRANSPORT

Road transport statistics

The data included in this chapter set out road transport statistics reported by countries in the ECE region focusing on road infrastructure, vehicle fleet sizes and vehicle activity. A selection of summary statistics is presented in this introduction.

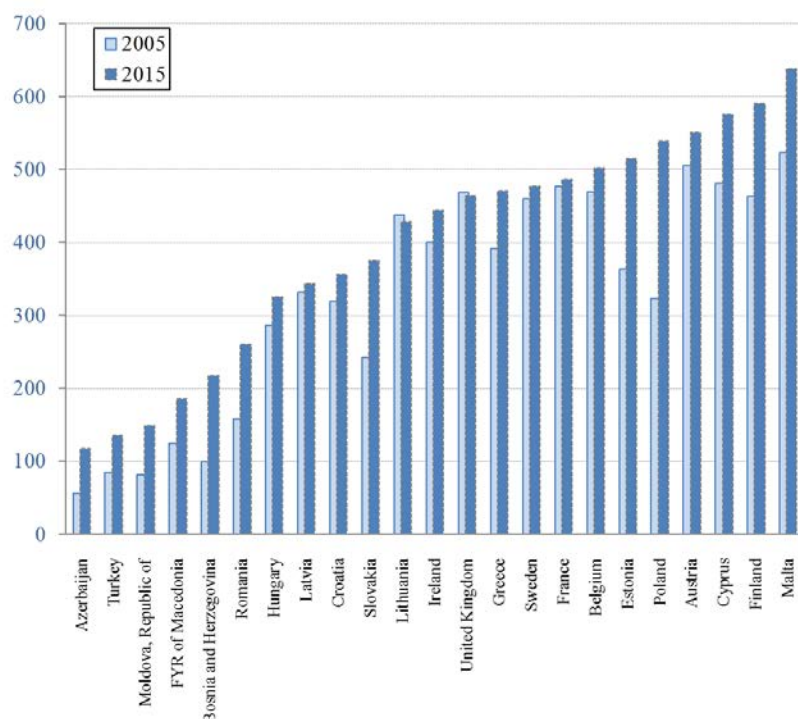
Substantial differences remain between countries in their motorization rates (the numbers of registered passenger cars per 1,000 inhabitants — Figure 1). The light-to-dark purple sliding scale highlights different levels across member States.

Figure 1
Motorization rate for 2015 (or latest year available)



Notes: Registered vehicles per 1,000 inhabitants. Grey represents countries for which data for 2013 or later were not reported.

Figure 2
Motorization rate for 2005 and 2015



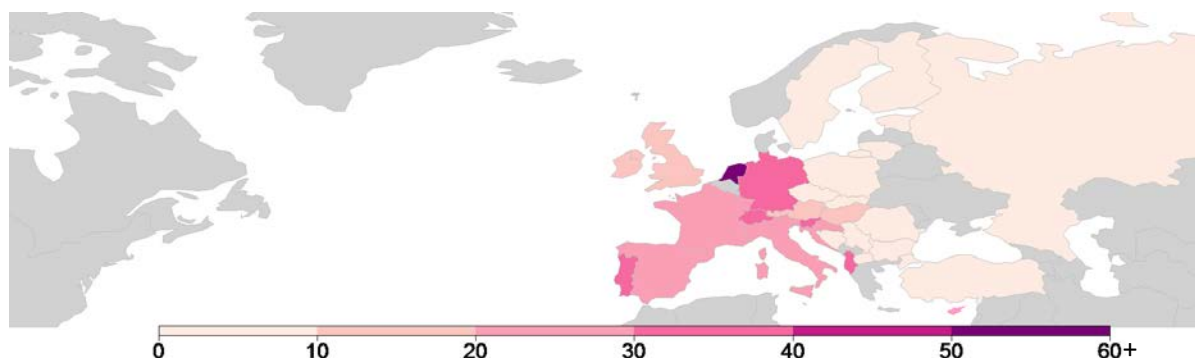
Notes: Total Passenger cars registered per 1,000 inhabitants. FYR of Macedonia = The former Yugoslav Republic of Macedonia.

Figure 2 shows that at a pan-European level Malta, Finland and Cyprus had the highest motorisation rates in 2015 with Azerbaijan, Turkey and Republic of Moldova having the lowest rates of countries reporting data. Malta had almost six times the motorisation rate of Azerbaijan.

The figure also shows the large increases in motorisation rate between 2005 and 2015 for many countries, notably Poland, Slovakia, Romania, Bosnia and Herzegovina and Azerbaijan. Among those reporting data in both years, only Lithuania and the United Kingdom of Great Britain and Northern Ireland saw their motorisation rates fall over the ten-year period though with only slight decreases reported in each country.

The map in Figure 3 shows motorway density (km of motorways per territory of the country) in the ECE region. Among countries reporting data in recent years, the highest motorway density was in the Netherlands, with the lowest motorway densities in Russian Federation, Bosnia and Herzegovina, Finland and Turkey. These data reflect the overall view of the country and regional differences may be substantial, particularly within countries such as Finland and the Russian Federation with large geographic areas of the country that are sparsely populated.

Figure 3
Motorway density for 2015 (or latest year available)



Notes: Kilometres of motorway per 1,000 km² (2015). Grey represents countries for which data for 2013 or later were not reported.

Figure 4
Percentage growth in motorway density (2005-2015)

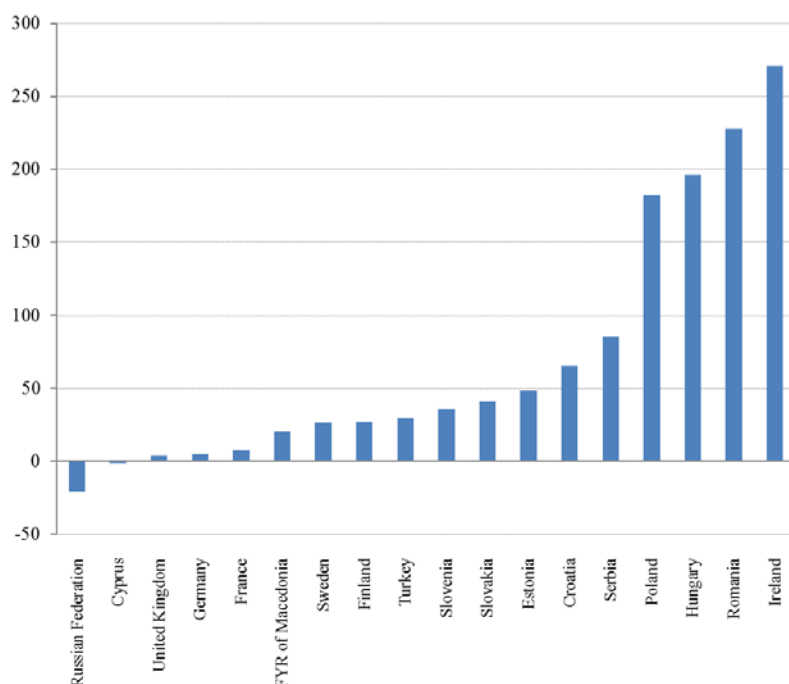


Figure 4 shows the change in motorway density between 2005 and 2015 in those member States providing data. The figure shows that motorway density increased the most in Ireland, Romania, Hungary and Poland reflecting significant investment in roads over the ten-year period, and fell in only two member States reporting data: Russian Federation and Cyprus.

The remainder of this chapter summarizes road transport data on:

- road infrastructure;
- road vehicle fleet; and
- road vehicle activity.

Notes: Motorway density = Kilometres of motorway per 1,000 km². FYR of Macedonia = The former Yugoslav Republic of Macedonia. Lithuania data are not shown due to a likely change in the definition of motorways between 2005 and 2015.

ROAD TRANSPORT - TRANSPORT ROUTIER
ДОРОЖНЫЙ ТРАНСПОРТ

1. Road infrastructure at 31 December**1. Infrastructure routière au 31 décembre****1. Дорожная инфраструктура на 31 декабря**

Item	Description
1	Total length of roads in kilometres
1.1	Motorways
1.2	Other roads
1.21	- State roads
1.22	- Provincial roads
1.23	- Local roads
2	Length of international "E" network in kilometres

Rubrique	Description
1	Longueur totale des routes en kilomètres
1.1	Autoroutes
1.2	Autres routes
1.21	- Routes d'état
1.22	- Routes provinciales
1.23	- Routes communales
2	Longueur du réseau international "E" en kilomètres

Статья	Описание
1	Общая протяженность дорог в километрах
1.1	Автомобильные магистрали
1.2	Другие дороги
1.21	- Государственные дороги
1.22	- Областные дороги
1.23	- Дороги местного значения
2	Дороги категории "Е" в километрах

ROAD TRANSPORT - TRANSPORT ROUTIER
ДОРОЖНЫЙ ТРАНСПОРТ

1. Road infrastructure at 31 December**1. Infrastructure routière au 31 décembre****1. Дорожная инфраструктура на 31 декабря**

Unit : km - Unité : km - Единица - км

		Albania Albanie Албания			Andorra Andorre Андорра			Austria Autriche Австрия		
		2013	2014	2015	2013	2014	2015	2013	2014	2015
1	Total length of roads	-	-	-	-	-	-	124 591	124 588	-
1.1	Motorways	1 000	-	-	10	-	-	1 719	1 719	-
1.2	Other roads	-	-	-	-	-	-	122 872	122 869	-
1.2.1	- State roads	-	-	-	-	-	-	10 012	12 188	-
1.2.2	- Provincial roads	-	-	-	-	-	-	23 639	23 640	-
1.2.3	- Local roads	-	-	-	-	-	-	-	-	-
2	"E" roads	-	-	-	-	-	-	2 248	2 248	-

		Azerbaijan Azerbaïdjan Азербайджан			Bosnia-Herzegovina Bosnie-Herzégovine Босния и Герцеговина			Bulgaria Bulgarie Болгария		
		2013	2014	2015	2013	2014	2015	2013	2014	2015
1	Total length of roads	-	-	-	-	-	-	19 678	19 728	-
1.1	Motorways	-	-	-	50	-	-	605	610	-
1.2	Other roads	19 002	19 016	19 016	-	-	-	19 073	19 118	-
1.2.1	- State roads	4 645	4 659	4 659	-	-	-	19 073	19 118	-
1.2.2	- Provincial roads	-	-	-	-	-	-	-	-	-
1.2.3	- Local roads	14 357	14 357	14 357	-	-	-	-	-	-
2	"E" roads	-	-	-	547	-	-	2 899	2 926	-

		Croatia Croatie Хорватия			Cyprus Chypre Кипр			Czechia Tchéquie Чехия		
		2013	2014	2015	2013	2014	2015	2013	2014	2015
1	Total length of roads	26 814	26 778	26 706	12 847	12 862	12 886	130 680	130 667	-
1.1	Motorways	1 289	1 290	1 310	257	257	272	776	776	-
1.2	Other roads	25 525	25 488	25 396	12 590	12 605	12 614	129 904	129 891	-
1.2.1	- State roads	6 711	6 723	6 758	5 415	5 411	5 422	6 250	6 233	-
1.2.2	- Provincial roads	9 720	9 628	9 640	2 308	2 309	2 313	48 736	48 739	-
1.2.3	- Local roads	9 094	9 137	8 998	4 867	4 885	4 879	74 919	74 919	-
2	"E" roads	2 200	2 251	2 251	-	-	-	2 632	2 628	-

		Estonia ¹ Estonie Эстония			Finland Finlande Финляндия			France France Франция		
		2013	2014	2015	2013	2014	2015	2013	2014	2015
1	Total length of roads	58 967	59 125	58 975	107 570	107 690	105 999	1 071 823	1 073 468	1 086 219
1.1	Motorways	140	141	147	810	881	881	11 552	11 560	11 599
1.2	Other roads	58 827	58 984	58 828	106 760	106 809	105 118	1 060 271	1 061 908	1 074 619
1.2.1	- State roads	16 490	16 584	16 597	77 283	77 252	77 107	9 658	9 645	9 633
1.2.2	- Provincial roads	23 939	23 955	23 833	-	-	-	377 323	378 973	377 197
1.2.3	- Local roads	18 398	18 445	18 398	29 477	29 557	28 011	673 290	673 290	687 789
2	"E" roads	995	995	953	4 210	4 216	4 286	-	-	-

For notes see end of table.

Voir note à la fin du tableau.

См. примечания в конце таблицы.

ROAD TRANSPORT - TRANSPORT ROUTIER ДОРОЖНЫЙ ТРАНСПОРТ

1. Road infrastructure at 31 December

1. Infrastructure routière au 31 décembre

1. Дорожная инфраструктура на 31 декабря

Unit : km - Unité : km - Единица - км

		Germany Allemagne Германия			Hungary Hongrie Венгрия			Ireland Irlande Ирландия		
		2013	2014	2015	2013	2014	2015	2013	2014	2015
1	Total length of roads	-	-	-	205 076	205 839	204 882	95 999	95 999	98 898
1.1	Motorways	12 917	12 949	12 993	1 767	1 782	1 884	897	897	916
1.2	Other roads	-	-	-	203 309	204 057	202 998	95 102	95 102	97 982
1.2.1	- State roads	39 389	38 917	38 303	31 760	31 802	30 041	4 513	4 513	4 390
1.2.2	- Provincial roads	178 071	178 281	178 786	171 549	172 255	172 957	11 631	11 631	13 120
1.2.3	- Local roads	-	-	-	-	-	-	78 958	78 958	80 472
2	"E" roads	-	-	-	2 352	2 345	2 348	-	-	-

		Italy Italie Италия			Latvia Lettonie Латвия			Liechtenstein Liechtenstein Лихтенштейн		
		2013	2014	2015	2013	2014	2015	2013	2014	2015
1	Total length of roads	256 039	255 690	-	-	-	-	-	-	-
1.1	Motorways	6 751	6 844	-	-	-	-	-	-	-
1.2	Other roads	249 288	248 846	-	58 573	58 628	58 243	401	401	401
1.2.1	- State roads	19 920	19 894	-	20 093	20 150	20 093	-	-	-
1.2.2	- Provincial roads	154 948	155 662	-	30 493	30 439	30 183	139	139	139
1.2.3	- Local roads	74 420	73 290	-	7 987	8 039	7 967	262	262	262
2	"E" roads	-	-	-	202	202	202	-	-	-

		Lithuania Lituanie Литва			Malta Malte Мальта			Netherlands ² Pays-Bas Нидерланды		
		2013	2014	2015	2013	2014	2015	2013	2014	2015
1	Total length of roads	84 468	85 034	84 933	-	-	-	138 199	138 641	-
1.1	Motorways	309	309	309	-	-	-	8 995	9 205	-
1.2	Other roads	84 159	84 725	84 624	2 410	2 854	2 854	129 204	129 436	-
1.2.1	- State roads	20 945	20 943	20 940	-	-	-	715	710	-
1.2.2	- Provincial roads	63 214	63 782	63 684	-	-	-	6 650	6 551	-
1.2.3	- Local roads	-	-	-	-	-	-	121 839	122 175	-
2	"E" roads	1 639	1 639	1 639	-	-	-	-	-	-

		Norway Norvège Норвегия			Poland Pologne Польша			Portugal ³ Portugal Португалия		
		2013	2014	2015	2013	2014	2015	2013	2014	2015
1	Total length of roads	-	-	-	415 012	417 026	421 195	14 280	14 310	-
1.1	Motorways	-	-	-	1 482	1 556	1 559	3 035	3 065	-
1.2	Other roads	93 985	94 057	94 450	413 530	415 470	419 636	11 245	11 245	-
1.2.1	- State roads	10 562	10 608	10 666	19 296	19 293	19 293	-	-	-
1.2.2	- Provincial roads	44 382	44 291	44 497	153 787	153 923	154 201	-	-	-
1.2.3	- Local roads	39 041	39 158	39 287	240 447	243 810	246 143	-	-	-
2	"E" roads	-	-	-	5 500	5 500	5 500	2 241	2 241	-

For notes see end of table.

Voir note à la fin du tableau.

См. примечания в конце таблицы.

**ROAD TRANSPORT - TRANSPORT ROUTIER
ДОРОЖНЫЙ ТРАНСПОРТ**

1. Road infrastructure at 31 December

1. Infrastructure routière au 31 décembre

1. Дорожная инфраструктура на 31 декабря

Unit : km - Unité : km - Единица : км

		Republic of Moldova République de Moldova Республика Молдова			Romania Roumanie Румыния			Russian Federation ⁴ Fédération de Russie Российская Федерация		
		2013	2014	2015	2013	2014	2015	2013	2014	2015
1	Total length of roads	-	-	-	84 887	85 362	86 080	985 355	1 023 850	1 045 910
1.1	Motorways	-	-	-	644	683	747	475	513	647
1.2	Other roads	8 836	8 861	9 373	84 243	84 679	85 333	984 880	1 023 337	1 045 263
1.2.1	- State roads	3 336	3 339	3 339	17 110	16 589	16 859	50 343	51 170	51 257
1.2.2	- Provincial roads	5 500	5 522	6 034	35 587	35 505	35 316	460 536	473 737	473 817
1.2.3	- Local roads	-	-	-	32 190	32 585	33 158	474 001	498 430	519 542
2	"E" roads	-	-	-	6 269	6 194	6 193	18 901	19 736	20 188

		Serbia Serbie Сербия			Slovakia Slovaquie Словакия			Slovenia Slovénie Словения		
		2013	2014	2015	2013	2014	2015	2013	2014	2015
1	Total length of roads	44 604	45 013	45 688	43 362	43 358	43 414	38 874	38 880	38 897
1.1	Motorways	607	607	693	420	420	463	770	770	773
1.2	Other roads	43 997	44 406	44 995	42 943	42 938	42 951	38 104	38 110	38 124
1.2.1	- State roads	4 856	4 794	15 755	3 538	3 545	3 566	5 954	5 950	5 942
1.2.2	- Provincial roads	9 863	10 341	-	3 617	3 616	3 616	-	-	-
1.2.3	- Local roads	29 278	29 271	-	35 787	35 777	35 769	32 150	32 160	32 181
2	"E" roads	1 899	1 899	1 887	1 528	1 524	1 520	729	729	728

		Spain Espagne Испания			Sweden ⁵ Suède Швеция			Switzerland Suisse Швейцария		
		2013	2014	2015	2013	2014	2015	2013	2014	2015
1	Total length of roads	165 361	-	-	214 880	215 052	215 091	71 528	71 553	-
1.1	Motorways	14 981	-	-	2 044	2 088	2 119	1 419	1 429	-
1.2	Other roads	150 380	-	-	212 836	212 964	212 972	70 109	70 124	-
1.2.1	- State roads	15 041	-	-	13 647	13 603	13 574	393	394	-
1.2.2	- Provincial roads	67 972	-	-	157 281	157 241	157 227	17 926	17 933	-
1.2.3	- Local roads	67 368	-	-	41 907	42 121	42 171	51 789	51 797	-
2	"E" roads	-	-	-	6 745	6 742	6 744	1 466	1 466	-

		The FYR of Macedonia ^{*.6} L'ex-République yougoslave de Macédoine Бывшая Югославская Республика Македония			Turkey ⁷ Turquie Турция			United Kingdom Royaume-Uni Соединенное Королевство		
		2013	2014	2015	2013	2014	2015	2013	2014	2015
1	Total length of roads	14 416	14 458	14 515	398 027	246 024	238 776	420 949	421 127	421 260
1.1	Motorways	259	259	259	2 127	2 155	2 159	3 756	3 760	3 768
1.2	Other roads	14 157	14 199	14 256	395 900	243 869	236 617	417 193	417 367	417 491
1.2.1	- State roads	908	908	908	31 341	31 280	31 213	-	-	-
1.2.2	- Provincial roads	3 778	3 778	3 778	32 155	32 474	33 065	-	-	-
1.2.3	- Local roads	9 471	9 513	9 570	323 043	170 762	172 339	-	-	-
2	"E" roads	553	553	553	9 361	9 353	9 353	-	-	-

* The former Yugoslav Republic of Macedonia

For notes see end of table.

Voir note à la fin du tableau.

См. примечания в конце таблицы.

ROAD TRANSPORT - TRANSPORT ROUTIER ДОРОЖНЫЙ ТРАНСПОРТ

NOTES TO TABLE 1 - NOTES DU TABLEAU 1 - ПРИМЕЧАНИЯ К ТАБЛИЦЕ 1

Country notes - Notes relatives aux pays - Примечания к данным, представляемым странами

<p>1) "Motorways" refers to first class roads, "Provincial roads" refers to local roads, "Local roads" refers to forest and private roads.</p>	<p>1) «Autoroutes» désigne les routes de première classe, «Routes départementales» désigne les routes locales, «Routes locales» désigne les routes forestières et les routes privées.</p>	<p>1) «Автомагистрали» относятся к дорогам первого класса, «Областные дороги» относятся к дорогам местного значения, «Дороги местного значения» относятся к лесным и частным дорогам.</p>
<p>2) "Motorways" includes communal, provincial and state roads. "Local roads" refers to communal and district water board roads. Data are from 1 April.</p>	<p>2) «Autoroutes» désigne les routes communales, provinciales et d'état. «Routes locales» désigne des routes de bord de l'eau communales et de district. Données du 1er avril.</p>	<p>2) «Автомагистрали» включают коммунальные, областные и государственные дороги. «Дороги местного значения» относятся к коммунальным и районным дорогам, расположенным вдоль водных объектов. Данные с 1 апреля.</p>
<p>3) Refers to mainland only.</p>	<p>3) Désignent seulement la partie continentale.</p>	<p>3) Относится только к матерiku.</p>
<p>4) "Motorways" refers to Category 1A roads of federal, regional or inter-municipal significance, "State roads" refers to public roads of federal significance. "Provincial roads" refers to public roads of regional or inter-municipal significance.</p>	<p>4) «Autoroutes» désigne les routes fédérales, régionales ou intercommunales d'importance de catégorie 1A. «Routes d'état» désigne les routes publiques d'importance fédérale. «Routes départementales» désigne les routes publiques d'importance régionale ou intercommunale.</p>	<p>4) «Автомагистрали» относятся к категории 1A федерального, регионального или межмуниципального значения, «Государственные дороги» относятся к общественным дорогам федерального значения. «Областные дороги» относятся к общественным дорогам регионального или межмуниципального значения.</p>
<p>5) "Other roads" excludes private roads without operational grants. "State roads" includes E roads and national roads.</p>	<p>5) «Autres routes» ne comprend pas les routes privées sans subventions de fonctionnement. «Routes d'état» comprend les routes E et les routes nationales.</p>	<p>5) Термин «Другие дороги» не включает частные дороги без действующих субсидий. «Государственные дороги» включают дороги категории «Е» и национальные дороги.</p>
<p>6) "Other roads" includes motorways.</p>	<p>6) «Autres routes» comprend les autoroutes.</p>	<p>6) «Другие дороги» включают автомагистрали.</p>
<p>7) "Other roads" and "local roads" exclude local roads located in cities in 2014 and 2015.</p>	<p>7) «Autres routes» et «Routes locales» ne comprennent pas les routes locales situées dans les villes en 2014 et 2015.</p>	<p>7) «Другие дороги» и «дороги местного значения» исключают дороги местного значения, расположенные в городах в 2014 и 2015 годах.</p>

ROAD TRANSPORT - TRANSPORT ROUTIER
ДОРОЖНЫЙ ТРАНСПОРТ

2. Road vehicle fleet in the country at 31 December - By vehicle category

2. Parc automobile du pays au 31 décembre - Par catégories de véhicules

2. Парк автодорожных транспортных средств страны по состоянию на 31 декабря - по категории транспортного средства

Item	Description	Rubrique	Description
1	Passenger vehicles (number)	1	Véhicules routiers pour le transport des voyageurs (nombre)
1.1	Mopeds	1.1	Cyclomoteurs
1.2	Motorcycles	1.2	Motocycles
1.3	Passenger cars	1.3	Voitures particulières
1.4	Motor coaches, buses and trolley buses	1.4	Autocars, autobus et trolleybus
1.5	Trams	1.5	Tramways
2	Goods road vehicles (number)	2	Véhicules routiers pour le transport des marchandises (nombre)
2.1	Lorries	2.1	Camions
2.2	Road tractors	2.2	Tracteurs routiers
2.3	Semi-trailers	2.3	Semi-remorques
2.4	Trailers	2.4	Remorques
3	Load capacity of goods road vehicles (1 000 tonnes)	3	Charge utile des véhicules routiers pour le transport des marchandises (1 000 tonnes)
3.1	Lorries	3.1	Camions
3.2	Semi-trailers	3.2	Semi-remorques
3.3	Trailers	3.3	Remorques

Статья	Описание
1	Пассажи́рские автодорожные транспортные средства (число)
1.1	Мопеды
1.2	Мотоциклы
1.3	Пассажи́рские автомобили
1.4	Автобусы дальнего следования, городские автобусы и троллейбусы
1.5	Трамваи
2	Грузовые автодорожные транспортные средства (число)
2.1	Грузовые автомобили
2.2	Дорожные тягачи
2.3	Полуприцепы
2.4	Прицепы
3	Грузовые автодорожные транспортные средства грузоподъемностью (1 000 тонн)
3.1	Грузовые автомобили
3.2	Полуприцепы
3.3	Прицепы

ROAD TRANSPORT - TRANSPORT ROUTIER ДОРОЖНЫЙ ТРАНСПОРТ

2. Road vehicle fleet in the country at 31 December - By vehicle category

2. Parc automobile du pays au 31 décembre - Par catégories de véhicules

2. Парк автодорожных транспортных средств страны по состоянию на 31 декабря - по категориям транспортных средств

	Andorra Andorre Андорра			Austria Autriche Австрия			Azerbaijan Azerbaïdjan Азербайджан		
	2013	2014	2015	2013	2014	2015	2013	2014	2015
1 Passenger vehicles (Number)									
1.1 Mopeds	2 107 000	-	-	293 371	286 783	280 889	-	-	-
1.2 Motorcycles	2 891	-	-	450 277	467 956	484 687	2 487	2 877	3 215
1.3 Passenger cars	22 025	-	-	4 641 308	4 694 921	4 748 048	1 048 806	1 100 124	1 129 596
1.4 Motor coaches, buses, etc.	-	-	-	9 579	9 585	9 679	30 334	30 943	31 057
1.5 Trams	-	-	-	-	-	-	-	-	-
2 Goods road vehicles (Number)									
2.1 Lorries	-	-	-	-	-	-	133 637	141 126	141 273
2.2 Road tractors	-	-	-	16 192	16 321	16 508	-	-	10 116
2.3 Semi-trailers	-	-	-	29 360	30 659	32 441	-	-	-
2.4 Trailers	-	-	-	662 236	680 052	698 712	-	-	-
3 Load capacity of goods road vehicles (1 000 t)									
3.1 Lorries	-	-	-	813	824	831	-	-	-
3.2 Semi-trailers	-	-	-	974	805	857	-	-	-
3.3 Trailers	-	-	-	2 332	1 827	1 909	-	-	-

	Belarus ^{1,2} Bélarus Беларусь			Belgium Belgique Бельгия			Bosnia-Herzegovina ^{1,3} Bosnie-Herzégovine Босния и Герцеговина		
	2013	2014	2015	2013	2014	2015	2013	2014	2015
1 Passenger vehicles (Number)									
1.1 Mopeds	-	-	-	-	-	-	3 046	2 665	2 533
1.2 Motorcycles	387 948	406 052	-	450 793	456 512	465 786	7 459	7 833	8 234
1.3 Passenger cars	2 777 885	2 942 579	-	5 493 472	5 555 499	5 623 579	673 014	801 253	828 730
1.4 Motor coaches, buses, etc.	46 501	48 778	-	15 822	15 976	16 094	3 711	4 130	4 200
1.5 Trams	283	284	-	-	-	-	-	-	-
2 Goods road vehicles (Number)									
2.1 Lorries	414 193	421 188	-	-	-	-	73 755	73 996	75 343
2.2 Road tractors	-	-	-	45 000	44 693	44 851	-	-	-
2.3 Semi-trailers	233 886	244 710	-	-	-	-	-	-	-
2.4 Trailers	-	-	-	-	-	315 424	21 225	22 339	23 618
3 Load capacity of goods road vehicles (1 000 t)									
3.1 Lorries	-	-	-	739	752	771	-	-	-
3.2 Semi-trailers	-	-	-	-	-	-	-	-	-
3.3 Trailers	-	-	-	-	-	-	-	-	-

For notes see end of table.

Voir note à la fin du tableau.

См. примечания в конце таблицы.

ROAD TRANSPORT - TRANSPORT ROUTIER ДОРОЖНЫЙ ТРАНСПОРТ

2. Road vehicle fleet in the country at 31 December - By vehicle category

2. Parc automobile du pays au 31 décembre - Par catégories de véhicules

2. Парк автодорожных транспортных средств страны по состоянию на 31 декабря - по категориям транспортных средств

		Bulgaria Bulgarie Болгария			Canada Canada Канада			Croatia Croatie Хорватия		
		2013	2014	2015	2013	2014	2015	2013	2014	2015
1	Passenger vehicles (Number)									
1.1	Mopeds	65 000	68 982	-	-	-	-	96 471	93 410	90 440
1.2	Motorcycles	82 000	88 035	-	-	-	-	60 171	61 688	62 998
1.3	Passenger cars	2 910 235	3 013 863	-	21 261 660	-	-	1 448 000	1 474 000	1 499 802
1.4	Motor coaches, buses, etc.	23 259	23 603	-	-	-	-	4 789	5 040	5 276
1.5	Trams	280	285	-	-	-	-	369	369	369
2	Goods road vehicles (Number)									
2.1	Lorries	-	-	-	-	-	-	130 547	132 045	-
2.2	Road tractors	39 125	42 686	-	-	-	-	8 010	8 662	9 329
2.3	Semi-trailers	38 202	41 099	-	-	-	-	9 940	10 258	10 842
2.4	Trailers	19 833	20 014	-	-	-	-	23 320	25 015	26 115
3	Load capacity of goods road vehicles (1 000 t)									
3.1	Lorries	-	-	-	-	-	-	325	321	334
3.2	Semi-trailers	-	-	-	-	-	-	252	264	290
3.3	Trailers	-	-	-	-	-	-	149	158	176

		Cyprus Сһурре Кипр			Czechia ^{4,5} Тсһеқие Чехия			Estonia ³ Еstonie Эстония		
		2013	2014	2015	2013	2014	2015	2013	2014	2015
1	Passenger vehicles (Number)									
1.1	Mopeds	14 745	14 392	13 480	479 864	-	-	13 904	15 278	16 462
1.2	Motorcycles	25 224	26 578	25 802	977 197	-	-	24 828	26 975	-
1.3	Passenger cars	474 561	478 492	487 692	4 729 185	-	-	628 565	652 950	676 596
1.4	Motor coaches, buses, etc.	3 495	2 581	2 712	20 318	-	-	4 587	4 706	4 845
1.5	Trams	-	-	-	1 835	-	-	77	67	78
2	Goods road vehicles (Number)									
2.1	Lorries	-	-	-	-	-	-	-	-	-
2.2	Road tractors	1 682	1 658	1 637	7 626	-	-	10 241	10 583	10 813
2.3	Semi-trailers	7 420	7 475	7 522	49 752	-	-	-	-	-
2.4	Trailers	7 514	7 919	8 299	345 742	-	-	80 083	85 427	90 684
3	Load capacity of goods road vehicles (1 000 t)									
3.1	Lorries	158	149	149	1 168	-	-	220	544	562
3.2	Semi-trailers	-	-	-	1 071	-	-	-	-	-
3.3	Trailers	-	-	-	421	-	-	420	619	658

For notes see end of table.

Voir note à la fin du tableau.

См. примечания в конце таблицы.

ROAD TRANSPORT - TRANSPORT ROUTIER ДОРОЖНЫЙ ТРАНСПОРТ

2. Road vehicle fleet in the country at 31 December - By vehicle category

2. Parc automobile du pays au 31 décembre - Par catégories de véhicules

2. Парк автодорожных транспортных средств страны по состоянию на 31 декабря - по категориям транспортных средств

		Finland Finlande Финляндия			France France Франция			Georgia Géorgie Грузия		
		2013	2014	2015	2013	2014	2015	2013	2014	2015
1	Passenger vehicles (Number)									
1.1	Mopeds	303 000	311 097	317 364	-	-	-	-	-	-
1.2	Motorcycles	252 000	257 094	260 112	-	-	-	4 555	-	-
1.3	Passenger cars	3 105 834	3 172 735	3 234 860	32 244 000	31 800 000	32 326 000	738 746	821 106	-
1.4	Motor coaches, buses, etc.	15 485	16 202	16 812	94 896	91 963	98 746	51 949	52 786	-
1.5	Trams	125	-	-	-	-	-	-	-	-
2	Goods road vehicles (Number)									
2.1	Lorries	-	-	-	-	-	-	83 918	89 987	-
2.2	Road tractors	11 984	12 439	12 882	201 954	201 954	197 405	-	-	-
2.3	Semi-trailers	28 601	30 799	31 974	313 972	313 972	331 077	-	-	-
2.4	Trailers	894 501	929 805	957 058	50 067	50 067	1 130 802	-	-	-
3	Load capacity of goods road vehicles (1 000 t)									
3.1	Lorries	-	1 494	1 552	-	-	7 944	-	-	-
3.2	Semi-trailers	523	557	573	-	-	9 295	-	-	-
3.3	Trailers	1 154	1 232	1 276	-	-	1 635	-	-	-

		Germany Allemagne Германия			Greece Grèce Греция			Hungary ^{3, 4, 6, 7} Hongrie Венгрия		
		2013	2014	2015	2013	2014	2015	2013	2014	2015
1	Passenger vehicles (Number)									
1.1	Mopeds	-	-	-	-	-	1 441 208	-	-	-
1.2	Motorcycles	4 055 000	4 145 000	-	1 568 596	1 592 929	1 619 621	157 178	161 540	162 828
1.3	Passenger cars	43 851 000	44 403 000	-	5 124 208	5 110 873	5 107 620	3 040 732	3 107 695	3 196 856
1.4	Motor coaches, buses, etc.	76 794	77 501	-	27 149	27 047	26 942	17 569	17 923	18 135
1.5	Trams	-	-	-	-	-	-	715	732	737
2	Goods road vehicles (Number)									
2.1	Lorries	-	-	-	-	-	-	-	-	-
2.2	Road tractors	184 589	188 481	-	-	22 563	22 043	56 089	60 875	64 442
2.3	Semi-trailers	292 116	300 875	-	-	-	-	-	-	-
2.4	Trailers	4 941 949	4 996 571	-	-	-	-	403 662	409 473	412 533
3	Load capacity of goods road vehicles (1 000 t)									
3.1	Lorries	-	-	-	-	-	-	1 608	1 647	1 688
3.2	Semi-trailers	-	-	-	-	-	-	-	-	-
3.3	Trailers	-	-	-	-	-	-	2 091	2 215	2 290

For notes see end of table.

Voir note à la fin du tableau.

См. примечания в конце таблицы.

ROAD TRANSPORT - TRANSPORT ROUTIER ДОРОЖНЫЙ ТРАНСПОРТ

2. Road vehicle fleet in the country at 31 December - By vehicle category

2. Parc automobile du pays au 31 décembre - Par catégories de véhicules

2. Парк автодорожных транспортных средств страны по состоянию на 31 декабря - по категориям транспортных средств

		Ireland Irlande Ирландия			Italy Italie Италия			Kazakhstan Kazakhstan Казахстан		
		2013	2014	2015	2013	2014	2015	2013	2014	2015
1	Passenger vehicles (Number)									
1.1	Mopeds	2 140	2 060	2 020	2 256 000	2 516 612	-	-	-	-
1.2	Motorcycles	34 520	34 520	34 960	6 482 000	6 505 620	-	86 600	-	-
1.3	Passenger cars	1 984 550	2 018 310	2 060 170	36 963 000	37 080 753	-	3 678 000	-	-
1.4	Motor coaches, buses, etc.	10 155	10 407	10 878	98 551	97 914	-	-	-	-
1.5	Trams	-	-	-	-	-	-	-	-	-
2	Goods road vehicles (Number)									
2.1	Lorries	-	-	-	-	-	-	-	-	-
2.2	Road tractors	8 337	10 020	12 149	149 563	-	-	-	-	-
2.3	Semi-trailers	-	-	-	98 043	-	-	-	-	-
2.4	Trailers	-	-	-	249 065	-	-	-	-	-
3	Load capacity of goods road vehicles (1 000 t)									
3.1	Lorries	310	308	319	3 938	-	-	-	-	-
3.2	Semi-trailers	-	-	-	-	-	-	-	-	-
3.3	Trailers	-	-	-	-	-	-	-	-	-

		Latvia Lettonie Латвия			Liechtenstein Liechtenstein Лихтенштейн			Lithuania ⁸ Lituanie Литва		
		2013	2014	2015	2013	2014	2015	2013	2014	2015
1	Passenger vehicles (Number)									
1.1	Mopeds	25 001	26 615	28 047	1 090	1 030	-	21 169	9 789	11 102
1.2	Motorcycles	18 587	19 807	21 241	3 650	3 800	-	45 983	23 374	26 651
1.3	Passenger cars	634 600	657 799	679 048	28 100	28 470	-	1 808 982	1 205 668	1 244 063
1.4	Motor coaches, buses, etc.	5 253	5 102	5 066	101	101	-	13 063	7 371	7 286
1.5	Trams	273	274	266	-	-	-	-	-	-
2	Goods road vehicles (Number)									
2.1	Lorries	-	-	-	-	-	-	-	-	-
2.2	Road tractors	13 238	13 137	13 379	271	263	-	27 671	23 510	24 781
2.3	Semi-trailers	15 234	14 960	15 394	328	329	-	31 168	25 256	25 565
2.4	Trailers	47 110	49 635	52 244	2 887	2 770	-	22 401	14 709	14 962
3	Load capacity of goods road vehicles (1 000 t)									
3.1	Lorries	199	200	225	6	6	-	399	264	270
3.2	Semi-trailers	441	434	447	9	9	-	619	476	536
3.3	Trailers	82	83	84	4	5	-	166	98	94

For notes see end of table.

Voir note à la fin du tableau.

См. примечания в конце таблицы.

ROAD TRANSPORT - TRANSPORT ROUTIER ДОРОЖНЫЙ ТРАНСПОРТ

2. Road vehicle fleet in the country at 31 December - By vehicle category

2. Parc automobile du pays au 31 décembre - Par catégories de véhicules

2. Парк автодорожных транспортных средств страны по состоянию на 31 декабря - по категориям транспортных средств

		Malta Malte Мальта			Netherlands Pays-Bas Нидерланды			Norway Norvège Норвегия		
		2013	2014	2015	2013	2014	2015	2013	2014	2015
1	Passenger vehicles (Number)									
1.1	Mopeds	88	142	170	1 101 987	-	-	176 000	178 000	-
1.2	Motorcycles	16 813	18 258	19 918	654 000	-	-	162 000	168 000	-
1.3	Passenger cars	256 096	265 950	275 380	7 932 000	-	-	2 500 000	2 555 000	-
1.4	Motor coaches, buses, etc.	1 705	1 789	1 955	9 922	-	-	17 584	17 111	-
1.5	Trams	-	-	-	-	-	-	-	-	-
2	Goods road vehicles (Number)									
2.1	Lorries	-	-	-	-	-	-	-	-	-
2.2	Road tractors	1 096	1 125	1 125	71 063	-	-	8 475	8 787	-
2.3	Semi-trailers	-	-	-	-	-	-	14 291	15 021	-
2.4	Trailers	1 425	1 538	1 677	-	-	-	977 773	1 012 673	-
3	Load capacity of goods road vehicles (1 000 t)									
3.1	Lorries	158	160	160	-	-	-	1 015	1 031	-
3.2	Semi-trailers	-	-	-	-	-	-	472	499	-
3.3	Trailers	46	50	55	-	-	-	1 065	1 114	-

		Poland Pologne Польша			Portugal Portugal Португалия			Republic of Moldova République de Moldova Республика Молдова		
		2013	2014	2015	2013	2014	2015	2013	2014	2015
1	Passenger vehicles (Number)									
1.1	Mopeds	1 163 441	1 216 578	1 259 187	-	-	-	3 808	4 148	-
1.2	Motorcycles	1 153 169	1 189 527	1 272 333	-	-	-	28 923	30 875	32 730
1.3	Passenger cars	19 389 446	20 003 863	20 723 423	4 327 478	4 699 645	-	487 418	512 561	529 810
1.4	Motor coaches, buses, etc.	102 927	106 387	110 186	12 111	14 941	-	21 724	21 755	21 525
1.5	Trams	3 383	3 377	3 373	-	-	-	-	-	-
2	Goods road vehicles (Number)									
2.1	Lorries	-	-	-	-	-	-	154 163	160 199	-
2.2	Road tractors	280 420	303 189	329 589	31 374	37 312	-	11 129	10 293	9 493
2.3	Semi-trailers	298 380	321 289	342 161	-	-	-	14 568	15 211	15 656
2.4	Trailers	632 443	634 340	636 051	-	-	-	46 229	47 865	49 297
3	Load capacity of goods road vehicles (1 000 t)									
3.1	Lorries	5 688	5 829	5 974	-	-	-	720	765	799
3.2	Semi-trailers	8 277	7 089	9 786	-	-	-	381	405	423
3.3	Trailers	3 177	6 362	3 251	-	-	-	163	169	174

For notes see end of table.

Voir note à la fin du tableau.

См. примечания в конце таблицы.

ROAD TRANSPORT - TRANSPORT ROUTIER ДОРОЖНЫЙ ТРАНСПОРТ

2. Road vehicle fleet in the country at 31 December - By vehicle category

2. Parc automobile du pays au 31 décembre - Par catégories de véhicules

2. Парк автодорожных транспортных средств страны по состоянию на 31 декабря - по категориям транспортных средств

		Romania Roumanie Румыния			Russian Federation ^{4,9} Fédération de Russie Российская Федерация			Serbia Serbie Сербия		
		2013	2014	2015	2013	2014	2015	2013	2014	2015
1	Passenger vehicles (Number)									
1.1	Mopeds	7 000	7 000	7 000	-	-	-	22 294	25 065	-
1.2	Motorcycles	95 000	100 000	106 000	2 493 886	2 324 779	2 257 000	36 403	38 102	-
1.3	Passenger cars	4 696 000	4 908 000	5 155 000	41 419 531	43 417 028	44 253 000	1 770 206	1 797 427	-
1.4	Motor coaches, buses, etc.	42 836	44 283	47 347	890 416	883 170	872 582	9 019	9 044	-
1.5	Trams	1 304	1 295	1 272	8 346	8 316	8 196	228	242	-
2	Goods road vehicles (Number)									
2.1	Lorries	-	-	-	6 046 934	6 237 879	-	140 854	139 220	-
2.2	Road tractors	84 947	94 206	105 760	-	-	-	14 212	14 133	-
2.3	Semi-trailers	82 276	-	96 645	633 184	662 689	675 567	-	-	-
2.4	Trailers	221 832	-	251 445	2 076 088	2 212 180	2 328 537	-	-	-
3	Load capacity of goods road vehicles (1 000 t)									
3.1	Lorries	1 719	-	-	-	-	-	-	-	-
3.2	Semi-trailers	-	-	-	-	-	-	-	-	-
3.3	Trailers	-	-	-	-	-	-	-	-	-

		Slovakia Slovaquie Словакия			Slovenia Slovénie Словения			Spain Espagne Испания		
		2013 ²	2014 ²	2015	2013	2014	2015	2013	2014	2015
1	Passenger vehicles (Number)									
1.1	Mopeds	31 800	31 900	31 972	41 050	41 170	-	2 107 000	-	-
1.2	Motorcycles	74 100	80 800	88 652	51 940	54 630	-	2 891 000	-	-
1.3	Passenger cars	1 879 800	1 949 100	2 034 574	1 063 800	1 068 360	-	22 025 000	-	-
1.4	Motor coaches, buses, etc.	9 071	9 159	9 270	2 465	2 559	-	59 892	-	-
1.5	Trams	345	342	403	-	-	-	-	-	-
2	Goods road vehicles (Number)									
2.1	Lorries	-	-	-	-	-	-	-	-	-
2.2	Road tractors	27 561	28 429	29 928	9 638	10 162	-	182 822	-	-
2.3	Semi-trailers	251 217	262 781	22 217	7 615	8 095	-	246 400	-	-
2.4	Trailers	-	-	250 675	17 635	18 612	-	161 447	-	-
3	Load capacity of goods road vehicles (1 000 t)									
3.1	Lorries	-	-	-	199	204	-	6 033	-	-
3.2	Semi-trailers	-	-	-	234	250	-	6 451	-	-
3.3	Trailers	-	-	-	160	173	-	757	-	-

For notes see end of table.

Voir note à la fin du tableau.

См. примечания в конце таблицы.

ROAD TRANSPORT - TRANSPORT ROUTIER ДОРОЖНЫЙ ТРАНСПОРТ

2. Road vehicle fleet in the country at 31 December - By vehicle category

2. Parc automobile du pays au 31 décembre - Par catégories de véhicules

2. Парк автодорожных транспортных средств страны по состоянию на 31 декабря - по категориям транспортных средств

		Sweden ¹⁰			Switzerland			The FYR of Macedonia ^{**4}		
		Suède			Suisse			L'ex-République yougoslave de Macédoine		
		Швеция			Швейцария			Бывшая Югославская Республика Македония		
		2013	2014	2015	2013	2014	2015	2013	2014	2015
1	Passenger vehicles (Number)									
1.1	Mopeds	73 176	75 211	75 678	147 000	153 000	-	-	-	-
1.2	Motorcycles	284 969	288 629	292 368	688 000	699 000	-	8 093	8 634	10 050
1.3	Passenger cars	4 494 661	4 584 711	4 668 262	4 321 000	4 384 000	-	346 798	371 449	383 833
1.4	Motor coaches, buses, etc.	13 981	13 987	14 109	9 400	9 600	-	3 022	3 164	3 243
1.5	Trams	-	-	-	-	-	-	-	-	-
2	Goods road vehicles (Number)									
2.1	Lorries	-	-	-	-	-	-	30 167	32 123	-
2.2	Road tractors	8 426	8 315	8 462	11 000	11 200	-	4 934	5 248	5 451
2.3	Semi-trailers	26 036	26 096	26 573	16 200	16 200	-	-	-	-
2.4	Trailers	817 257	845 609	877 081	247 200	255 200	-	8 298	8 424	6 536
3	Load capacity of goods road vehicles (1 000 t)									
3.1	Lorries	1 080	1 107	1 132	733	746	-	-	-	-
3.2	Semi-trailers	835	838	855	356	365	-	-	-	-
3.3	Trailers	1 139	1 171	1 211	431	446	-	-	-	-

		Turkey			United Kingdom ¹¹		
		Turquie			Royaume-Uni		
		Турция			Соединенное Королевство		
		2013	2014	2015	2013	2014	2015
1	Passenger vehicles (Number)						
1.1	Mopeds	539 914	525 426	521 640	75 000	-	64 000
1.2	Motorcycles	2 182 912	2 303 040	2 416 724	1 145 000	-	1 167 000
1.3	Passenger cars	9 283 923	9 857 915	10 589 337	-	-	30 250 294
1.4	Motor coaches, buses, etc.	641 733	638 464	666 269	-	-	162 696
1.5	Trams	-	-	-	-	-	-
2	Goods road vehicles (Number)						
2.1	Lorries	575 721	576 510	589 426	-	-	-
2.2	Road tractors	180 229	197 218	214 893	-	-	128 771
2.3	Semi-trailers	231 352	256 996	280 081	-	-	-
2.4	Trailers	11 277	11 418	11 778	-	-	-
3	Load capacity of goods road vehicles (1 000 t)						
3.1	Lorries	-	-	-	-	-	3 988
3.2	Semi-trailers	-	-	-	-	-	-
3.3	Trailers	-	-	-	-	-	-

* The former Yugoslav Republic of Macedonia
For notes see end of table.

Voir note à la fin du tableau.

См. примечания в конце таблицы.

ROAD TRANSPORT - TRANSPORT ROUTIER ДОРОЖНЫЙ ТРАНСПОРТ

NOTES TO TABLE 2 - NOTES DU TABLEAU 2 - ПРИМЕЧАНИЯ К ТАБЛИЦЕ 2

Country notes - Notes relatives aux pays - Примечания к данным, представляемым странами

1) "Lorries" includes road tractors.	1) «Camions» comprend les tracteurs routiers.	1) Термин «Грузовые автомобили» включает дорожные тягачи.
2) "Semi-trailers" includes trailers	2) «Semi-remorques» comprend les remorques.	2) Термин «Полуприцепы» включает «прицепы».
3) "Trailers" include semi-trailers.	3) «Remorques» comprend les semi-remorques.	3) Термин «Прицепы» включает «полуприцепы».
4) "Motor coaches, buses, etc" excludes trolleybuses.	4) «Autocars, autobus, etc.» ne comprend pas les trolleybus.	4) Термин «Автобусы дальнего следования, городские автобусы и т.д.» не включает троллейбусы.
5) "Mopeds" includes mopeds with engines 50 cc or less.	5) «Cyclomoteurs» comprend les cyclomoteurs avec des moteurs de 50 cc ou moins.	5) Термин «Мопеды» включает «мопеды» с объемом двигателя 50 см ³ или меньше этого объема.
6) Load capacity of "lorries" excludes lorries for special purpose.	6) La capacité de charge des «Camions» ne comprend pas les camions à usage spécial.	6) Грузоподъемность «Грузовых автомобилей» исключает грузовые автомобили специального назначения.
7) "Trams" include cogwheel trams.	7) «Tramways» comprend les trams à roues dentées.	7) Термин «Трамваи» включает зубчатые трамваи.
8) The state enterprise Regitra of the Republic of Lithuania deregistered vehicles whose compulsory technical inspection or vehicle owner's compulsory civil liability insurance expired by 1 July 2014.	8) L'entreprise d'état Regitra de la République de Lituanie a radié les véhicules dont l'inspection technique obligatoire ou l'assurance civile obligatoire du propriétaire du véhicule a expiré avant le 1er juillet 2014.	8) Государственное предприятие Литовской Республики Regitra вычеркнуло из списка транспортные средства, для которых обязательный техосмотр или договор обязательного страхования гражданской ответственности владельцев истек до 1 июля 2014 года.
9) "Motorcycles" includes 3-wheelers and quadricycles.	9) «Motocycles» comprend les motos à trois roues et les quadricycles.	9) Термин «Мотоциклы» включает трициклы и квадрициклы.
10) "Mopeds" refer only to class 1 mopeds.	10) «Cyclomoteurs» désigne les cyclomoteurs de type Classe 1.	10) Термин «Мопеды» относится только к мопедам 1 класса.
11) Great Britain only.	11) La Grande-Bretagne seulement.	11) Только Великобритания.

ROAD TRANSPORT - TRANSPORT ROUTIER
ДОРОЖНЫЙ ТРАНСПОРТ

2 (a). Road vehicle fleet in the country at 31 December - By age group

2 (a). Parc automobile du pays au 31 décembre - Par groupe d'âge

2 (a). Парк автодорожных транспортных средств страны по состоянию на 31 декабря - по возрасту

Item	Description	Rubrique	Description
1	Passenger cars	1	Voitures particulières
	<i>Of which:</i>		<i>Dont:</i>
1.1	≤ 2 years	1.1	≤ 2 ans
1.2	2 - 5 years	1.2	2 - 5 ans
1.3	5 - 10 years	1.3	5 - 10 ans
1.4	> 10 years	1.4	> 10 ans
2	Motor coaches, buses and trolleybuses	2	Autocars, autobus et trolleybus
	<i>Of which:</i>		<i>Dont:</i>
2.1	≤ 2 years	2.1	≤ 2 ans
2.2	2 - 5 years	2.2	2 - 5 ans
2.3	5 - 10 years	2.3	5 - 10 ans
2.4	> 10 years	2.4	> 10 ans
3	Lorries	2	Camions
	<i>Of which:</i>		<i>Dont:</i>
3.1	≤ 2 years	2.1	≤ 2 ans
3.2	2 - 5 years	2.2	2 - 5 ans
3.3	5 - 10 years	2.3	5 - 10 ans
3.4	> 10 years	2.4	> 10 ans
4	Road tractors	3	Tracteurs routiers
	<i>Of which:</i>		<i>Dont:</i>
4.1	≤ 2 years	3.1	≤ 2 ans
4.2	2 - 5 years	2.3	2 - 5 ans
4.3	5 - 10 years	3.2	5 - 10 ans
4.4	> 10 years	3.3	> 10 ans

Статья	Описание
1	Пассажирские автомобили
	<i>В том числе:</i>
1.1	< 2 года
1.2	2 - 5 лет
1.3	5 - 10 лет
1.4	> 10 лет
2	Автобусы дальнего следования, городские автобусы и троллейбусы
	<i>В том числе:</i>
2.1	< 2 года
2.2	2 - 5 лет
2.3	5 - 10 лет
2.4	> 10 лет
3	Грузовые автомобили
	<i>В том числе:</i>
3.1	< 2 года
3.2	2 - 5 лет
3.3	5 - 10 лет
3.4	> 10 лет
4	Дорожные тягачи
	<i>В том числе:</i>
4.1	< 2 года
4.2	2 - 5 лет
4.3	5 - 10 лет
4.4	> 10 лет

ROAD TRANSPORT - TRANSPORT ROUTIER
ДОРОЖНЫЙ ТРАНСПОРТ

2 (a). Road vehicle fleet in the country at 31 December - By age group

2 (a). Parc automobile du pays au 31 décembre - Par groupe d'âge

2 (a). Парк автомобильных транспортных средств страны по состоянию на 31 декабря - по возрасту

(number - nombre - количество)

	Andorra Andorre Андорра			Austria Autriche Австрия			Azerbaijan Azerbaïdjan Азербайджан		
	2013	2014	2015	2013	2014	2015	2013	2014	2015
1 Passenger cars	22 025	-	-	4 641 308	4 694 921	4 748 048	1 048 806	1 100 124	1 129 596
<i>Of which:</i>									
1.1 ≤ 2 years	2 058	-	-	915 101	865 374	831 980	39 922	66 430	43 540
1.2 2 – 5 years	2 856	-	-	891 118	936 269	946 901	116 764	120 222	132 094
1.3 5 – 10 years	7 164	-	-	1 373 550	1 381 064	1 392 629	207 974	231 719	212 821
1.4 > 10 years	-	-	-	-	-	-	684 146	681 753	741 141
2 Motor coaches, Buses, etc.	-	-	-	9 579	9 585	9 679	30 334	30 943	31 057
<i>Of which:</i>									
2.1 ≤ 2 years	-	-	-	1 976	2 292	2 500	418	581	1 028
2.2 2 – 5 years	-	-	-	2 245	1 872	1 922	2 307	2 527	1 915
2.3 5 – 10 years	-	-	-	3 161	3 204	2 946	4 302	4 489	3 444
2.4 > 10 years	-	-	-	-	-	-	23 307	23 346	24 670
3 Lorries	-	-	-	-	-	-	133 637	141 126	141 273
<i>Of which:</i>									
3.1 ≤ 2 years	-	-	-	-	-	-	2 427	3 378	2 057
3.2 2 – 5 years	-	-	-	-	-	-	9 421	10 199	10 349
3.3 5 – 10 years	-	-	-	-	-	-	20 834	24 977	24 135
3.4 > 10 years	-	-	-	-	-	-	100 955	102 572	104 732
4 Road tractors	-	-	-	16 192	16 321	16 508	-	-	10 116
<i>Of which:</i>									
4.1 ≤ 2 years	-	-	-	6 428	6 122	6 197	-	-	204
4.2 2 – 5 years	-	-	-	3 751	3 962	4 576	-	-	452
4.3 5 – 10 years	-	-	-	4 593	4 749	4 132	-	-	2 616
4.4 > 10 years	-	-	-	-	-	-	-	-	-

	Belarus ¹ Bélarus Беларусь			Belgium Belgique Бельгия			Bosnia-Herzegovina ² Bosnie-Herzégovine Босния и Герцеговина		
	2013	2014	2015	2013	2014	2015	2013	2014	2015
1 Passenger cars	2 777 885	2 942 579	-	5 493 472	5 555 499	5 623 579	673 014	801 253	828 730
<i>Of which:</i>									
1.1 ≤ 2 years	-	-	-	1 264 756	1 181 237	1 176 005	27 286	18 486	10 284
1.2 2 – 5 years	-	-	-	1 277 613	1 319 138	1 314 983	45 188	37 864	45 679
1.3 5 – 10 years	-	-	-	1 567 008	1 631 890	1 635 039	158 928	136 484	123 484
1.4 > 10 years	-	-	-	-	-	-	441 612	608 419	649 283
2 Motor coaches, Buses, etc.	46 501	48 778	-	15 822	15 976	16 094	3 711	4 130	4 200
<i>Of which:</i>									
2.1 ≤ 2 years	-	-	-	1 862	2 120	2 565	142	132	72
2.2 2 – 5 years	-	-	-	3 161	2 669	2 378	314	195	209
2.3 5 – 10 years	-	-	-	4 248	4 639	4 765	707	777	754
2.4 > 10 years	-	-	-	-	-	-	2 548	3 026	3 169
3 Lorries	414 193	421 188	-	-	-	-	-	-	-
<i>Of which:</i>									
3.1 ≤ 2 years	-	-	-	-	-	-	-	-	-
3.2 2 – 5 years	-	-	-	-	-	-	-	-	-
3.3 5 – 10 years	-	-	-	-	-	-	-	-	-
3.4 > 10 years	-	-	-	-	-	-	-	-	-
4 Road tractors	-	-	-	45 000	44 693	44 851	73 755	75 796	75 343
<i>Of which:</i>									
4.1 ≤ 2 years	-	-	-	9 993	9 624	10 044	2 965	2 812	2 974
4.2 2 – 5 years	-	-	-	10 191	9 264	9 858	5 547	4 964	4 456
4.3 5 – 10 years	-	-	-	12 970	13 896	12 608	15 403	17 929	16 606
4.4 > 10 years	-	-	-	-	-	-	49 840	50 091	51 307

For notes see end of table.

Voir note à la fin du tableau.

См. примечания в конце таблицы.

ROAD TRANSPORT - TRANSPORT ROUTIER
ДОРОЖНЫЙ ТРАНСПОРТ

2 (a). Road vehicle fleet in the country at 31 December - By age group

2 (a). Parc automobile du pays au 31 décembre - Par groupe d'âge

2 (a). Парк автодорожных транспортных средств страны по состоянию на 31 декабря - по возрасту

(number - nombre - количество)

	Bulgaria Bulgarie България			Canada Canada Канада			Croatia Croatie Хорватия		
	2013	2014	2015	2013	2014	2015	2013	2014	2015
1 Passenger cars	2 910 235	3 013 863	-	21 261 660	-	-	1 448 000	1 474 000	1 499 802
<i>Of which:</i>									
1.1 ≤ 2 years	-	-	-	-	-	-	93 000	83 000	85 076
1.2 2 – 5 years	-	-	-	-	-	-	167 000	128 000	129 196
1.3 5 – 10 years	-	-	-	-	-	-	406 000	427 000	400 159
1.4 > 10 years	-	-	-	-	-	-	782 000	836 000	-
2 Motor coaches, Buses, etc.	23 259	23 603	-	-	-	-	4 789	5 040	5 276
<i>Of which:</i>									
2.1 ≤ 2 years	-	-	-	-	-	-	243	301	339
2.2 2 – 5 years	-	-	-	-	-	-	712	505	279
2.3 5 – 10 years	-	-	-	-	-	-	1 417	1 624	1 898
2.4 > 10 years	-	-	-	-	-	-	2 417	2 610	-
3 Lorries	-	-	-	-	-	-	130 547	132 045	-
<i>Of which:</i>									
3.1 ≤ 2 years	-	-	-	-	-	-	11 671	13 048	-
3.2 2 – 5 years	-	-	-	-	-	-	16 194	10 260	-
3.3 5 – 10 years	-	-	-	-	-	-	41 819	44 591	-
3.4 > 10 years	-	-	-	-	-	-	60 863	64 146	-
4 Road tractors	39 125	42 686	-	-	-	-	8 010	8 662	9 329
<i>Of which:</i>									
4.1 ≤ 2 years	-	-	-	-	-	-	799	1 069	1 353
4.2 2 – 5 years	-	-	-	-	-	-	1 687	1 109	1 573
4.3 5 – 10 years	-	-	-	-	-	-	3 405	4 251	4 070
4.4 > 10 years	-	-	-	-	-	-	2 119	2 233	-

	Cyprus Chypre Кипр			Czechia ³ Tchéquie Чехия			Estonia Estonie Эстония		
	2013	2014	2015	2013	2014	2015	2013	2014	2015
1 Passenger cars	474 561	478 492	487 692	4 729 185	-	-	628 565	652 950	676 596
<i>Of which:</i>									
1.1 ≤ 2 years	17 269	14 786	17 483	465 114	-	-	38 016	39 278	39 108
1.2 2 – 5 years	52 101	47 680	42 255	531 697	-	-	40 423	51 753	60 730
1.3 5 – 10 years	172 746	160 430	146 915	1 018 815	-	-	149 370	142 773	135 008
1.4 > 10 years	-	-	-	-	-	-	-	-	-
2 Motor coaches, Buses, etc.	3 495	2 581	2 712	20 318	-	-	4 587	4 706	4 845
<i>Of which:</i>									
2.1 ≤ 2 years	60	23	50	2 475	-	-	423	450	449
2.2 2 – 5 years	345	341	85	2 991	-	-	394	446	525
2.3 5 – 10 years	614	489	705	4 513	-	-	848	947	953
2.4 > 10 years	-	-	-	-	-	-	-	-	-
3 Lorries	-	-	-	-	-	-	-	-	-
<i>Of which:</i>									
3.1 ≤ 2 years	-	-	-	-	-	-	-	-	-
3.2 2 – 5 years	-	-	-	-	-	-	-	-	-
3.3 5 – 10 years	-	-	-	-	-	-	-	-	-
3.4 > 10 years	-	-	-	-	-	-	-	-	-
4 Road tractors	1 682	1 658	1 637	7 626	-	-	10 241	10 583	10 813
<i>Of which:</i>									
4.1 ≤ 2 years	20	22	16	144	-	-	1 237	1 291	1 160
4.2 2 – 5 years	98	85	52	317	-	-	1 029	1 486	2 068
4.3 5 – 10 years	475	359	296	1 264	-	-	4 667	4 331	3 821
4.4 > 10 years	-	-	-	-	-	-	-	-	-

For notes see end of table.

Voir note à la fin du tableau.

См. примечания в конце таблицы.

ROAD TRANSPORT - TRANSPORT ROUTIER
ДОРОЖНЫЙ ТРАНСПОРТ

2 (a). Road vehicle fleet in the country at 31 December - By age group

2 (a). Parc automobile du pays au 31 décembre - Par groupe d'âge

2 (a). Парк автодорожных транспортных средств страны по состоянию на 31 декабря - по возрасту

(number - nombre - количество)

	Finland Finlande Финляндия			France France Франция			Georgia Géorgie Грузия		
	2013	2014	2015	2013	2014	2015	2013	2014	2015
	1 Passenger cars	3 105 834	3 172 735	3 234 860	32 244 000	31 800 000	32 326 000	738 746	821 106
<i>Of which:</i>									
1.1 ≤ 2 years	215 000	209 443	213 324	-	-	3 832 000	-	-	-
1.2 2 – 5 years	346 000	364 109	355 165	-	-	6 193 000	-	-	-
1.3 5 – 10 years	772 000	718 223	680 196	-	-	11 416 000	-	-	-
1.4 > 10 years	-	-	-	-	-	-	-	-	-
2 Motor coaches, Buses, etc.	15 485	16 202	16 812	94 896	91 963	98 746	51 949	52 786	-
<i>Of which:</i>									
2.1 ≤ 2 years	1 008	1 203	1 314	-	-	13 218	-	-	-
2.2 2 – 5 years	1 688	1 638	1 541	-	-	19 744	-	-	-
2.3 5 – 10 years	3 223	3 283	3 419	-	-	31 141	-	-	-
2.4 > 10 years	-	-	-	-	-	-	-	-	-
3 Lorries	-	-	-	-	-	-	83 918	89 987	-
<i>Of which:</i>									
3.1 ≤ 2 years	-	-	-	-	-	-	-	-	-
3.2 2 – 5 years	-	-	-	-	-	-	-	-	-
3.3 5 – 10 years	-	-	-	-	-	-	-	-	-
3.4 > 10 years	-	-	-	-	-	-	-	-	-
4 Road tractors	11 984	12 439	12 882	201 954	201 954	197 405	-	-	-
<i>Of which:</i>									
4.1 ≤ 2 years	905	859	695	-	-	-	-	-	-
4.2 2 – 5 years	1 079	1 102	1 348	-	-	-	-	-	-
4.3 5 – 10 years	4 620	4 245	3 634	-	-	-	-	-	-
4.4 > 10 years	-	-	-	-	-	-	-	-	-

	Germany Allemagne Германия			Greece Grèce Греция			Hungary ³ Hongrie Венгрия		
	2013	2014	2015	2013	2014	2015	2013	2014	2015
	1 Passenger cars	43 851 000	44 403 000	-	5 124 208	5 110 873	5 107 620	3 040 732	3 107 695
<i>Of which:</i>									
1.1 ≤ 2 years	5 560 000	5 506 000	-	-	-	-	140 271	154 335	174 065
1.2 2 – 5 years	9 017 000	8 343 000	-	-	-	-	245 623	161 862	182 380
1.3 5 – 10 years	12 925 000	13 681 000	-	-	-	-	1 027 805	970 925	815 515
1.4 > 10 years	-	-	-	-	-	-	-	-	-
2 Motor coaches, Buses, etc.	76 794	77 501	-	27 149	27 047	26 942	17 569	17 923	18 135
<i>Of which:</i>									
2.1 ≤ 2 years	10 296	10 774	-	-	-	-	712	954	1 518
2.2 2 – 5 years	14 868	14 373	-	-	-	-	1 694	1 197	702
2.3 5 – 10 years	22 621	23 213	-	-	-	-	3 888	4 280	4 447
2.4 > 10 years	-	-	-	-	-	-	-	-	-
3 Lorries	-	-	-	-	-	-	-	-	-
<i>Of which:</i>									
3.1 ≤ 2 years	-	-	-	-	-	-	-	-	-
3.2 2 – 5 years	-	-	-	-	-	-	-	-	-
3.3 5 – 10 years	-	-	-	-	-	-	-	-	-
3.4 > 10 years	-	-	-	-	-	-	-	-	-
4 Road tractors	184 589	188 481	-	-	22 563	22 043	56 089	60 875	64 442
<i>Of which:</i>									
4.1 ≤ 2 years	56 769	60 499	-	-	-	-	14 992	17 138	18 606
4.2 2 – 5 years	62 438	67 108	-	-	-	-	10 204	8 949	10 607
4.3 5 – 10 years	53 599	48 313	-	-	-	-	17 320	18 887	18 231
4.4 > 10 years	-	-	-	-	-	-	-	-	-

For notes see end of table.

Voir note à la fin du tableau.

См. примечания в конце таблицы.

ROAD TRANSPORT - TRANSPORT ROUTIER
ДОРОЖНЫЙ ТРАНСПОРТ

2 (a). Road vehicle fleet in the country at 31 December - By age group

2 (a). Parc automobile du pays au 31 décembre - Par groupe d'âge

2 (a). Парк автодорожных транспортных средств страны по состоянию на 31 декабря - по возрасту

(number - nombre - количество)

	Ireland Irlande Ирландия			Italy Italie Италия			Kazakhstan Kazakhstan Казахстан		
	2013	2014	2015	2013	2014	2015	2013	2014	2015
	1 Passenger cars	1 984 550	2 018 310	2 060 170	36 963 000	37 080 753	-	3 678 000	-
<i>Of which:</i>									
1.1 ≤ 2 years	358 600	375 500	427 930	2 734 000	2 734 785	-	-	-	-
1.2 2 – 5 years	396 840	335 470	352 930	7 972 000	7 202 499	-	-	-	-
1.3 5 – 10 years	796 920	835 440	766 670	8 868 000	8 734 924	-	-	-	-
1.4 > 10 years	-	-	-	-	-	-	-	-	-
2 Motor coaches, Buses, etc.	10 155	10 407	10 878	98 551	97 914	-	-	-	-
<i>Of which:</i>									
2.1 ≤ 2 years	1 491	1 939	2 297	4 378	4 623	-	-	-	-
2.2 2 – 5 years	2 182	1 234	1 136	14 954	13 167	-	-	-	-
2.3 5 – 10 years	4 016	4 557	4 408	19 501	18 591	-	-	-	-
2.4 > 10 years	-	-	-	-	-	-	-	-	-
3 Lorries	-	-	-	-	-	-	-	-	-
<i>Of which:</i>									
3.1 ≤ 2 years	-	-	-	-	-	-	-	-	-
3.2 2 – 5 years	-	-	-	-	-	-	-	-	-
3.3 5 – 10 years	-	-	-	-	-	-	-	-	-
3.4 > 10 years	-	-	-	-	-	-	-	-	-
4 Road tractors	8 337	10 020	12 149	149 563	-	-	-	-	-
<i>Of which:</i>									
4.1 ≤ 2 years	1 469	3 408	4 262	11 403	-	-	-	-	-
4.2 2 – 5 years	2 049	1 541	2 018	34 331	-	-	-	-	-
4.3 5 – 10 years	4 154	4 295	4 533	42 302	-	-	-	-	-
4.4 > 10 years	-	-	-	-	-	-	-	-	-

	Latvia Lettonie Латвия			Liechtenstein Liechtenstein Лихтенштейн			Lithuania ⁴ Lituanie Литва		
	2013	2014	2015	2013	2014	2015	2013	2014	2015
	1 Passenger cars	634 600	657 799	679 048	28 100	28 470	-	1 808 982	1 205 668
<i>Of which:</i>									
1.1 ≤ 2 years	19 120	20 362	21 790	4 610	3 980	-	22 229	23 216	25 854
1.2 2 – 5 years	23 250	30 106	35 642	6 250	6 740	-	36 695	40 991	44 872
1.3 5 – 10 years	138 190	135 161	126 886	8 690	8 870	-	215 412	202 027	190 110
1.4 > 10 years	-	-	-	-	-	-	-	-	-
2 Motor coaches, Buses, etc.	5 253	5 102	5 066	101	101	-	13 063	7 371	7 286
<i>Of which:</i>									
2.1 ≤ 2 years	307	418	452	36	7	-	331	452	475
2.2 2 – 5 years	503	441	518	18	47	-	328	371	444
2.3 5 – 10 years	1 199	998	1 013	32	31	-	1 761	1 465	1 209
2.4 > 10 years	-	-	-	-	-	-	-	-	-
3 Lorries	-	-	-	-	-	-	-	-	-
<i>Of which:</i>									
3.1 ≤ 2 years	-	-	-	-	-	-	-	-	-
3.2 2 – 5 years	-	-	-	-	-	-	-	-	-
3.3 5 – 10 years	-	-	-	-	-	-	-	-	-
3.4 > 10 years	-	-	-	-	-	-	-	-	-
4 Road tractors	13 238	13 137	13 379	271	263	-	27 671	23 510	24 781
<i>Of which:</i>									
4.1 ≤ 2 years	2 176	1 745	1 868	56	45	-	5 997	5 200	4 900
4.2 2 – 5 years	1 418	2 235	2 736	69	59	-	3 243	5 013	7 233
4.3 5 – 10 years	5 388	4 710	4 090	129	146	-	9 454	7 243	6 032
4.4 > 10 years	-	-	-	-	-	-	-	-	-

For notes see end of table.

Voir note à la fin du tableau.

См. примечания в конце таблицы.

ROAD TRANSPORT - TRANSPORT ROUTIER
ДОРОЖНЫЙ ТРАНСПОРТ

2 (a). Road vehicle fleet in the country at 31 December - By age group

2 (a). Parc automobile du pays au 31 décembre - Par groupe d'âge

2 (a). Парк автомобильных транспортных средств страны по состоянию на 31 декабря - по возрасту

(number - nombre - количество)

	Malta Malte Мальта			Netherlands Pays-Bas Нидерланды			Norway Norvège Норвегия		
	2013	2014	2015	2013	2014	2015	2013	2014	2015
1 Passenger cars	256 096	265 950	275 380	7 932 000	-	-	2 500 000	2 555 000	-
<i>Of which:</i>									
1.1 ≤ 2 years	17 158	16 945	18 200	914 000	-	-	299 000	303 000	-
1.2 2 – 5 years	26 200	24 570	24 576	1 388 000	-	-	413 000	459 000	-
1.3 5 – 10 years	59 550	65 886	70 831	2 243 000	-	-	686 000	664 000	-
1.4 > 10 years	-	-	-	-	-	-	-	-	-
2 Motor coaches, Buses, etc.	1 705	1 789	1 955	9 922	-	-	17 584	17 111	-
<i>Of which:</i>									
2.1 ≤ 2 years	251	91	205	1 363	-	-	2 489	2 315	-
2.2 2 – 5 years	207	333	320	2 391	-	-	3 921	3 973	-
2.3 5 – 10 years	330	369	439	3 800	-	-	4 615	4 705	-
2.4 > 10 years	-	-	-	-	-	-	-	-	-
3 Lorries	-	-	-	-	-	-	-	-	-
<i>Of which:</i>									
3.1 ≤ 2 years	-	-	-	-	-	-	-	-	-
3.2 2 – 5 years	-	-	-	-	-	-	-	-	-
3.3 5 – 10 years	-	-	-	-	-	-	-	-	-
3.4 > 10 years	-	-	-	-	-	-	-	-	-
4 Road tractors	1 096	1 125	1 125	71 063	-	-	8 475	8 787	-
<i>Of which:</i>									
4.1 ≤ 2 years	26	35	40	14 916	-	-	2 452	2 547	-
4.2 2 – 5 years	60	40	28	16 839	-	-	2 041	2 430	-
4.3 5 – 10 years	187	217	215	29 547	-	-	2 543	2 312	-
4.4 > 10 years	-	-	-	-	-	-	-	-	-

	Poland Pologne Польша			Portugal Portugal Португалия			Republic of Moldova République de Moldova Республика Молдова		
	2013	2014	2015	2013	2014	2015	2013	2014	2015
1 Passenger cars	19 389 446	20 003 863	20 723 423	4 327 478	4 699 645	-	487 418	512 561	529 810
<i>Of which:</i>									
1.1 ≤ 2 years	796 544	818 950	885 473	194 719	244 657	-	7 678	8 246	7 080
1.2 2 – 5 years	1 057 607	992 155	1 047 676	555 184	491 171	-	19 266	18 227	17 930
1.3 5 – 10 years	3 006 189	3 849 060	3 787 828	975 432	1 018 095	-	109 951	110 161	95 560
1.4 > 10 years	-	-	-	-	-	-	350 523	375 927	-
2 Motor coaches, Buses, etc.	102 927	106 387	110 186	12 111	14 941	-	21 724	21 755	21 525
<i>Of which:</i>									
2.1 ≤ 2 years	4 186	4 262	4 928	487	516	-	131	241	215
2.2 2 – 5 years	4 888	4 485	4 587	1 032	1 015	-	278	323	324
2.3 5 – 10 years	12 193	15 580	15 668	2 830	3 499	-	1 868	1 659	1 231
2.4 > 10 years	-	-	-	-	-	-	19 447	19 532	-
3 Lorries	-	-	-	-	-	-	154 163	160 199	-
<i>Of which:</i>									
3.1 ≤ 2 years	-	-	-	-	-	-	502	534	-
3.2 2 – 5 years	-	-	-	-	-	-	911	1 058	-
3.3 5 – 10 years	-	-	-	-	-	-	12 695	11 098	-
3.4 > 10 years	-	-	-	-	-	-	140 055	147 509	-
4 Road tractors	280 420	303 189	329 589	31 374	37 312	-	11 129	10 293	9 493
<i>Of which:</i>									
4.1 ≤ 2 years	38 850	39 927	45 496	3 853	4 965	-	34	-	-
4.2 2 – 5 years	31 330	29 856	43 425	4 498	5 019	-	127	114	69
4.3 5 – 10 years	57 142	81 523	104 365	12 641	13 353	-	2 500	1 963	1 430
4.4 > 10 years	-	-	-	-	-	-	8 468	8 216	-

For notes see end of table.

Voir note à la fin du tableau.

См. примечания в конце таблицы.

ROAD TRANSPORT - TRANSPORT ROUTIER
ДОРОЖНЫЙ ТРАНСПОРТ

2 (a). Road vehicle fleet in the country at 31 December - By age group

2 (a). Parc automobile du pays au 31 décembre - Par groupe d'âge

2 (a). Парк автомобильных транспортных средств страны по состоянию на 31 декабря - по возрасту

(number - nombre - количество)

	Romania Roumanie Румыния			Russian Federation ^{3,5} Fédération de Russie Российская Федерация			Serbia Serbie Сербия		
	2013	2014	2015	2013	2014	2015	2013	2014	2015
1 Passenger cars	4 696 000	4 908 000	5 155 000	41 419 531	43 417 028	44 253 000	1 770 206	1 797 427	-
<i>Of which:</i>									
1.1 ≤ 2 years	125 000	127 000	149 000	8 558 354	8 189 837	7 286 000	59 243	47 250	-
1.2 2 – 5 years	339 000	293 000	259 000	4 149 300	4 527 674	5 232 000	137 069	117 387	-
1.3 5 – 10 years	1 543 000	1 481 000	1 327 000	10 184 574	10 802 220	10 966 000	380 776	359 298	-
1.4 > 10 years	-	-	-	18 527 303	19 897 297	-	1 193 118	1 273 492	-
2 Motor coaches, Buses, etc.	42 836	44 283	47 347	890 416	883 170	872 582	9 019	9 044	-
<i>Of which:</i>									
2.1 ≤ 2 years	2 616	2 286	3 877	148 088	135 530	116 109	1 000	742	-
2.2 2 – 5 years	2 324	2 983	3 336	92 070	90 276	95 377	790	667	-
2.3 5 – 10 years	15 627	14 558	12 985	246 924	236 635	226 661	2 848	2 794	-
2.4 > 10 years	-	-	-	403 334	420 729	-	4 381	4 841	-
3 Lorries	-	-	-	6 046 934	6 237 879	-	140 854	139 220	-
<i>Of which:</i>									
3.1 ≤ 2 years	-	-	-	862 845	789 558	-	9 314	9 912	-
3.2 2 – 5 years	-	-	-	456 817	470 981	-	14 597	12 428	-
3.3 5 – 10 years	-	-	-	1 218 045	1 206 133	-	39 914	40 895	-
3.4 > 10 years	-	-	-	3 509 227	3 771 207	-	77 029	75 985	-
4 Road tractors	84 947	94 206	105 760	-	-	-	14 212	14 133	-
<i>Of which:</i>									
4.1 ≤ 2 years	6 805	8 134	10 695	-	-	-	366	356	-
4.2 2 – 5 years	6 907	10 178	13 157	-	-	-	325	332	-
4.3 5 – 10 years	33 727	33 243	34 726	-	-	-	657	652	-
4.4 > 10 years	-	-	-	-	-	-	12 864	12 793	-

	Slovakia Slovaquie Словакия			Slovenia Slovénie Словения			Spain Espagne Испания		
	2013	2014	2015	2013	2014	2015	2013	2014	2015
1 Passenger cars	1 879 800	1 949 100	2 034 574	1 063 800	1 068 360	-	22 025 000	-	-
<i>Of which:</i>									
1.1 ≤ 2 years	-	-	-	74 740	110 680	-	2 058 000	-	-
1.2 2 – 5 years	-	-	-	164 790	174 700	-	2 856 000	-	-
1.3 5 – 10 years	-	-	-	356 710	354 730	-	7 164 000	-	-
1.4 > 10 years	-	-	-	-	-	-	-	-	-
2 Motor coaches, Buses, etc.	9 071	9 159	9 270	2 465	2 559	-	59 892	-	-
<i>Of which:</i>									
2.1 ≤ 2 years	-	-	-	245	428	-	-	-	-
2.2 2 – 5 years	-	-	-	417	441	-	-	-	-
2.3 5 – 10 years	-	-	-	750	772	-	-	-	-
2.4 > 10 years	-	-	-	-	-	-	-	-	-
3 Lorries	-	-	-	-	-	-	-	-	-
<i>Of which:</i>									
3.1 ≤ 2 years	-	-	-	-	-	-	-	-	-
3.2 2 – 5 years	-	-	-	-	-	-	-	-	-
3.3 5 – 10 years	-	-	-	-	-	-	-	-	-
3.4 > 10 years	-	-	-	-	-	-	-	-	-
4 Road tractors	27 561	28 429	29 928	9 638	10 162	-	182 822	-	-
<i>Of which:</i>									
4.1 ≤ 2 years	-	-	-	1 555	1 834	-	-	-	-
4.2 2 – 5 years	-	-	-	2 090	2 784	-	-	-	-
4.3 5 – 10 years	-	-	-	4 879	4 489	-	-	-	-
4.4 > 10 years	-	-	-	-	-	-	-	-	-

For notes see end of table.

Voir note à la fin du tableau.

См. примечания в конце таблицы.

ROAD TRANSPORT - TRANSPORT ROUTIER
ДОРОЖНЫЙ ТРАНСПОРТ

2 (a). Road vehicle fleet in the country at 31 December - By age group

2 (a). Parc automobile du pays au 31 décembre - Par groupe d'âge

2 (a). Парк автомобильных транспортных средств страны по состоянию на 31 декабря - по возрасту

(number - nombre - количество)

	Sweden			Switzerland			The FYR of Macedonia ^{4,3}		
	Suède			Suisse			L'ex-République yougoslave de Macédoine		
	Швеция			Швейцария			Бывшая Югославская Республика Македония		
	2013	2014	2015	2013	2014	2015	2013	2014	2015
1 Passenger cars	4 494 661	4 584 711	4 668 262	4 321 000	4 384 000	-	346 798	371 449	383 833
<i>Of which:</i>									
1.1 ≤ 2 years	743 834	740 682	807 627	661 000	593 000	-	5 569	4 867	5 730
1.2 2 – 5 years	693 576	753 208	815 892	865 000	948 000	-	20 089	15 565	12 146
1.3 5 – 10 years	1 271 670	1 257 300	1 187 678	1 256 000	1 277 000	-	60 521	62 011	60 501
1.4 > 10 years	-	-	-	-	-	-	260 619	289 006	-
2 Motor coaches, Buses, etc.	13 981	13 987	14 109	9 400	9 600	-	3 022	3 164	3 243
<i>Of which:</i>									
2.1 ≤ 2 years	4 338	4 062	3 696	1 300	1 300	-	65	28	31
2.2 2 – 5 years	3 820	4 311	4 730	2 100	2 100	-	296	335	259
2.3 5 – 10 years	4 223	4 079	4 304	3 400	3 400	-	309	275	363
2.4 > 10 years	-	-	-	-	-	-	2 359	2 526	-
3 Lorries	-	-	-	-	-	-	30 167	32 123	-
<i>Of which:</i>									
3.1 ≤ 2 years	-	-	-	-	-	-	1 204	1 538	-
3.2 2 – 5 years	-	-	-	-	-	-	2 487	2 053	-
3.3 5 – 10 years	-	-	-	-	-	-	7 170	7 753	-
3.4 > 10 years	-	-	-	-	-	-	19 306	20 779	-
4 Road tractors	8 426	8 315	8 462	11 000	11 200	-	4 934	5 248	5 451
<i>Of which:</i>									
4.1 ≤ 2 years	2 467	2 398	2 377	2 700	2 100	-	139	275	375
4.2 2 – 5 years	2 223	1 809	1 970	3 400	2 900	-	216	240	334
4.3 5 – 10 years	2 745	3 036	2 966	3 500	4 700	-	2 228	2 254	2 213
4.4 > 10 years	-	-	-	-	-	-	2 351	2 479	-

	Turkey			United Kingdom ⁶		
	Turquie			Royaume-Uni		
	Турция			Соединенное Королевство		
	2013	2014	2015	2013	2014	2015
1 Passenger cars	9 283 923	9 857 915	10 589 337	-	-	30 250 294
<i>Of which:</i>						
1.1 ≤ 2 years	1 326 027	1 109 189	1 182 538	-	-	4 798 556
1.2 2 – 5 years	1 392 887	1 891 033	2 176 783	-	-	5 692 959
1.3 5 – 10 years	1 930 572	1 818 783	1 808 477	-	-	9 527 442
1.4 > 10 years	4 634 437	5 038 910	5 421 539	-	-	-
2 Motor coaches, Buses, etc.	641 733	638 464	666 269	-	-	162 696
<i>Of which:</i>						
2.1 ≤ 2 years	74 201	52 947	61 067	-	-	17 843
2.2 2 – 5 years	76 004	93 177	112 515	-	-	26 774
2.3 5 – 10 years	181 357	167 730	148 439	-	-	49 244
2.4 > 10 years	310 171	324 610	344 248	-	-	-
3 Lorries	575 721	576 510	589 426	-	-	-
<i>Of which:</i>						
3.1 ≤ 2 years	39 544	28 726	35 158	-	-	-
3.2 2 – 5 years	40 594	54 092	61 786	-	-	-
3.3 5 – 10 years	124 215	112 081	91 706	-	-	-
3.4 > 10 years	371 368	381 611	400 776	-	-	-
4 Road tractors	180 229	197 218	214 893	-	-	128 771
<i>Of which:</i>						
4.1 ≤ 2 years	41 589	32 398	33 525	-	-	35 082
4.2 2 – 5 years	40 785	58 081	69 380	-	-	48 629
4.3 5 – 10 years	52 643	53 596	50 637	-	-	31 474
4.4 > 10 years	45 212	53 143	61 351	-	-	-

* The former Yugoslav Republic of Macedonia

For notes see end of table.

Voir note à la fin du tableau.

См. примечания в конце таблицы.

ROAD TRANSPORT - TRANSPORT ROUTIER ДОРОЖНЫЙ ТРАНСПОРТ

NOTES TO TABLE 2 (a) - NOTES DU TABLEAU 2 (a) - ПРИМЕЧАНИЯ К ТАБЛИЦЕ 2 (a)

Country notes - Notes relatives aux pays - Примечания к данным, представляемым странами

1) "Lorries" includes road tractors.	1) «Camions» comprend les tracteurs routiers.	1) Термин «Грузовые автомобили» включает дорожные тягачи.
2) "Road tractors" includes lorries.	2) «Tracteurs routiers» comprend les camions.	2) Термин «Дорожные тяги» включает грузовые автомобили.
3) "Motor coaches, Buses, etc." excludes trolleybuses.	3) «Autocars, autobus, etc.» ne comprend pas les trolleybus.	3) Термин «Автобусы дальнего следования, городские автобусы и т.д.» не включает троллейбусы.
4) The state enterprise Regitra of the Republic of Lithuania deregistered vehicles whose compulsory technical inspection or vehicle owner's compulsory civil liability insurance expired by 1 July 2014.	4) L'entreprise d'état Regitra de la République de la Lituanie a radié les véhicules dont l'inspection technique obligatoire ou l'assurance civile obligatoire du propriétaire du véhicule a expiré avant le 1er juillet 2014.	4) Государственное предприятие Литовской Республики Regitra вычеркнуло из списка транспортные средства, для которых обязательный техосмотр или договор обязательного страхования гражданской ответственности владельцев истек до 1 июля 2014 года.
5) "Motor coaches, Buses, etc." age category ≤ 2 years refers to ≤ 3 years and "Motor coaches, Buses, etc." age category 2-5 years refers to 3-5 years.	5) La catégorie d'âge des «Autocars, autobus, etc.» ≤ 2 ans se réfère à des véhicules ≤ 3 ans. La catégorie d'âge des «Autocars, autobus, etc.» de 2 à 5 ans se réfère à des véhicules de 3 à 5 ans.	5) Термин «Автобусы дальнего следования, городские автобусы и т.д.» возрастной категории ≤ 2 лет относятся к транспортным средствам возрастом ≤ 3 лет и «Автобусы дальнего следования, городские автобусы и т.д.» возрастной категории 2-5 лет относятся к транспортным средствам от 3 до 5 лет.
6) Great Britain only.	6) La Grande-Bretagne seulement.	6) Только Великобритания.

ROAD TRANSPORT - TRANSPORT ROUTIER
ДОРОЖНЫЙ ТРАНСПОРТ

2 (b). Road vehicle fleet in the country at 31 December - By fuel type

2 (b). Parc automobile du pays au 31 décembre - Par type de combustible utilisé

2 (b). Парк автодорожных транспортных средств страны по состоянию на 31 декабря - по типу двигателя

Item	Description	Rubrique	Description
1	Passenger cars	1	Voitures particulières
	<i>Of which:</i>		<i>Dont:</i>
1.1	- Petrol	1.1	- Essence
1.2	- Diesel	1.2	- Diesel
1.3	- Electricity	1.3	- Électricité
1.4	- Other sources	1.4	- Autres sources
2	Motor coaches, Buses and Trolleybuses	2	Autocars, autobus et trolleybus
	<i>Of which:</i>		<i>Dont:</i>
2.1	- Petrol	2.1	- Essence
2.2	- Diesel	2.2	- Diesel
2.3	- Electricity	2.3	- Électricité
2.4	- Other sources	2.4	- Autres sources
3	Lorries	3	Camions
	<i>Of which:</i>		<i>Dont:</i>
3.1	- Petrol	3.1	- Essence
3.2	- Diesel	3.2	- Diesel
3.3	- Other sources	3.3	- Autres sources

Статья	Описание
1	Пассажирские автомобили
	<i>В том числе:</i>
1.1	- бензиновый
1.2	- дизельный
1.3	- электрический
1.4	- прочие
2	Автобусы дальнего следования, городские автобусы и троллейбусы
	<i>В том числе:</i>
2.1	- бензиновый
2.2	- дизельный
2.3	- электрический
2.4	- прочие
3	Грузовые автомобили
	<i>В том числе:</i>
3.1	- бензиновый
3.2	- дизельный
3.3	- прочие

ROAD TRANSPORT - TRANSPORT ROUTIER ДОРОЖНЫЙ ТРАНСПОРТ

2 (b). Road vehicle fleet in the country at 31 December - By fuel type

2 (b). Parc automobile du pays au 31 décembre - Par type de combustible utilisé

2 (b). Парк автодорожных транспортных средств страны по состоянию на 31 декабря - по типу двигателя

(number - nombre - Число)

		Andorra Andorre Андорра			Austria Autriche Австрия			Azerbaijan Azerbaïdjan Азербайджан		
		2013	2014	2015	2013	2014	2015	2013	2014	2015
1	Passenger cars	22 025	-	-	4 641 308	4 694 921	4 748 048	1 048 806	1 100 124	1 129 596
	<i>Of which:</i>									
1.1	- Petrol	-	-	-	2 013 748	2 023 336	2 033 924	943 925	990 112	1 016 636
1.2	- Diesel	-	-	-	2 621 588	2 663 654	2 703 999	104 881	110 012	112 960
1.3	- Electricity	-	-	-	2 070	3 386	5 032	-	-	-
1.4	- Other sources	-	-	-	3 902	4 545	5 093	-	-	-
2	Motor coaches, buses and trolleybuses	-	-	-	9 579	9 585	9 679	30 334	30 943	31 057
	<i>Of which:</i>									
2.1	- Petrol	-	-	-	2	3	3	9 694	8 789	8 744
2.2	- Diesel	-	-	-	8 883	8 918	9 066	20 640	22 154	22 313
2.3	- Electricity	-	-	-	139	131	138	-	-	-
2.4	- Other sources	-	-	-	555	533	472	-	-	-
3	Lorries	-	-	-	-	-	-	133 637	141 126	141 273
	<i>Of which:</i>									
3.1	- Petrol	-	-	-	-	-	-	40 091	49 394	49 445
3.2	- Diesel	-	-	-	-	-	-	93 546	91 732	91 828
3.3	- Other sources	-	-	-	-	-	-	0	0	0

		Belarus ¹ Bélarus Беларусь			Belgium ² Belgique Бельгия			Bosnia-Herzegovina ¹ Bosnie-Herzégovine Босния и Герцеговина		
		2013	2014	2015	2013	2014	2015	2013	2014	2015
1	Passenger cars	2 777 885	2 942 579	-	5 493 472	5 555 499	5 623 579	673 014	801 253	828 730
	<i>Of which:</i>									
1.1	- Petrol	-	-	-	2 008 893	2 051 462	2 120 228	271 066	281 047	270 403
1.2	- Diesel	-	-	-	3 438 968	3 460 094	3 460 776	401 755	520 004	558 187
1.3	- Electricity	-	-	-	919	1 792	2 871	123	117	52
1.4	- Other sources	-	-	-	44 692	42 151	39 704	70	85	88
2	Motor coaches, buses and trolleybuses	46 501	48 778	-	15 822	15 976	16 094	3 711	4 130	4 200
	<i>Of which:</i>									
2.1	- Petrol	-	-	-	123	120	116	3	6	14
2.2	- Diesel	-	-	-	15 602	15 751	15 731	3 683	4 097	4 148
2.3	- Electricity	-	-	-	3	7	7	-	-	-
2.4	- Other sources	-	-	-	94	98	240	-	-	-
3	Lorries	414 193	421 188	-	-	-	-	73 755	73 996	75 343
	<i>Of which:</i>									
3.1	- Petrol	-	-	-	-	-	-	2 771	2 675	2 563
3.2	- Diesel	-	-	-	-	-	-	70 949	71 300	72 775
3.3	- Other sources	-	-	-	-	-	-	35	21	5

For notes see end of table.

Voir note à la fin du tableau.

См. примечания в конце таблицы.

ROAD TRANSPORT - TRANSPORT ROUTIER ДОРОЖНЫЙ ТРАНСПОРТ

2 (b). Road vehicle fleet in the country at 31 December - By fuel type

2 (b). Parc automobile du pays au 31 décembre - Par type de combustible utilisé

2 (b). Парк автодорожных транспортных средств страны по состоянию на 31 декабря - по типу двигателя

(number - nombre - Число)

		Bulgaria Bulgarie Болгария			Canada Canada Канада			Croatia Croatie Хорватия		
		2013	2014	2015	2013	2014	2015	2013	2014	2015
1	Passenger cars	2 910 235	3 013 863	-	21 261 660	-	-	1 448 000	1 474 000	1 499 802
	<i>Of which:</i>									
1.1	- Petrol	-	-	-	-	-	-	834 000	814 000	793 531
1.2	- Diesel	-	-	-	-	-	-	563 000	607 000	650 007
1.3	- Electricity	-	-	-	-	-	-	-	-	163
1.4	- Other sources	-	-	-	-	-	-	51 000	53 000	56 101
2	Motor coaches, buses and trolleybuses	23 259	23 603	-	-	-	-	4 789	5 040	5 276
	<i>Of which:</i>									
2.1	- Petrol	-	-	-	-	-	-	16	22	21
2.2	- Diesel	-	-	-	-	-	-	4 677	4 920	5 130
2.3	- Electricity	467	563	-	-	-	-	-	-	2
2.4	- Other sources	-	-	-	-	-	-	96	98	123
3	Lorries	-	-	-	-	-	-	130 547	132 045	-
	<i>Of which:</i>									
3.1	- Petrol	-	-	-	-	-	-	4 639	4 465	-
3.2	- Diesel	-	-	-	-	-	-	125 124	126 708	-
3.3	- Other sources	-	-	-	-	-	-	784	872	-

		Cyprus ³ Chypre Кипр			Czechia ⁴ Tchéquie Чехия			Estonia Estonie Эстония		
		2013	2014	2015	2013	2014	2015	2013	2014	2015
1	Passenger cars	474 561	478 492	487 692	4 729 185	-	-	628 565	652 950	676 596
	<i>Of which:</i>									
1.1	- Petrol	424 068	423 607	427 077	3 196 233	-	-	426 366	429 002	434 041
1.2	- Diesel	50 478	54 870	60 592	1 525 690	-	-	201 372	222 646	241 054
1.3	- Electricity	6	15	23	237	-	-	708	1 067	1 116
1.4	- Other sources	9	0	0	7 025	-	-	119	235	385
2	Motor coaches, buses and trolleybuses	3 495	2 581	2 712	20 318	-	-	4 587	4 706	4 845
	<i>Of which:</i>									
2.1	- Petrol	147	6	7	1 846	-	-	231	225	217
2.2	- Diesel	3 348	2 575	2 704	17 186	-	-	4 250	4 363	4 503
2.3	- Electricity	-	-	1	559	-	-	91	88	75
2.4	- Other sources	-	-	0	727	-	-	15	30	50
3	Lorries	-	-	-	-	-	-	-	-	-
	<i>Of which:</i>									
3.1	- Petrol	-	-	-	-	-	-	-	-	-
3.2	- Diesel	-	-	-	-	-	-	-	-	-
3.3	- Other sources	-	-	-	-	-	-	-	-	-

For notes see end of table.

Voir note à la fin du tableau.

См. примечания в конце таблицы.

ROAD TRANSPORT - TRANSPORT ROUTIER ДОРОЖНЫЙ ТРАНСПОРТ

2 (b). Road vehicle fleet in the country at 31 December - By fuel type

2 (b). Parc automobile du pays au 31 décembre - Par type de combustible utilisé

2 (b). Парк автодорожных транспортных средств страны по состоянию на 31 декабря - по типу двигателя

(number - nombre - Число)

		Finland Finlande Финляндия			France France Франция			Georgia Géorgie Грузия		
		2013	2014	2015	2013	2014	2015	2013	2014	2015
1	Passenger cars	3 105 834	3 172 735	3 234 860	32 244 000	31 800 000	32 326 000	738 746	821 106	-
	<i>Of which:</i>									
1.1	- Petrol	2 396 000	2 421 176	2 445 118	-	-	9 540 000	-	-	-
1.2	- Diesel	705 045	746 323	783 760	-	19 836 000	22 548 000	-	-	-
1.3	- Electricity	0	386	657	-	-	43 000	-	-	-
1.4	- Other sources	4 789	4 850	5 325	-	-	195 000	-	-	-
	Motor coaches, buses and trolleybuses	15 485	16 202	16 812	94 896	91 963	98 746	51 949	52 786	-
	<i>Of which:</i>									
2.1	- Petrol	31	31	31	-	-	11	-	-	-
2.2	- Diesel	15 322	16 038	16 645	-	87 424	95 299	-	-	-
2.3	- Electricity	-	5	6	-	-	354	-	-	-
2.4	- Other sources	132	128	130	-	4 539	3 082	-	-	-
3	Lorries	-	-	-	-	-	-	83 918	89 987	-
	<i>Of which:</i>									
3.1	- Petrol	-	-	-	-	-	-	-	-	-
3.2	- Diesel	-	-	-	-	-	-	-	-	-
3.3	- Other sources	-	-	-	-	-	-	-	-	-

		Germany Allemagne Германия			Greece Grèce Греция			Hungary ^{4,5,6} Hongrie Венгрия		
		2013	2014	2015	2013	2014	2015	2013	2014	2015
1	Passenger cars	43 851 000	44 403 000	-	5 124 208	5 110 873	5 107 620	3 040 732	3 107 695	3 196 856
	<i>Of which:</i>									
1.1	- Petrol	29 956 000	29 838 000	-	-	-	-	2 272 281	2 266 199	2 272 447
1.2	- Diesel	13 215 000	13 861 000	-	-	-	-	740 114	809 523	888 874
1.3	- Electricity	12 000	19 000	-	-	-	-	110	175	342
1.4	- Other sources	668 000	685 000	-	-	-	-	28 227	31 798	35 193
	Motor coaches, buses and trolleybuses	76 794	77 501	-	27 149	27 047	26 942	17 569	17 923	18 135
	<i>Of which:</i>									
2.1	- Petrol	94	98	-	-	-	-	280	242	185
2.2	- Diesel	74 575	75 335	-	-	-	-	17 200	17 535	17 736
2.3	- Electricity	99	116	-	-	-	-	2	3	6
2.4	- Other sources	2 026	1 952	-	-	-	-	87	143	208
3	Lorries	-	-	-	-	-	-	-	-	-
	<i>Of which:</i>									
3.1	- Petrol	-	-	-	-	-	-	-	-	-
3.2	- Diesel	-	-	-	-	-	-	-	-	-
3.3	- Other sources	-	-	-	-	-	-	-	-	-

For notes see end of table.

Voir note à la fin du tableau.

См. примечания в конце таблицы.

ROAD TRANSPORT - TRANSPORT ROUTIER ДОРОЖНЫЙ ТРАНСПОРТ

2 (b). Road vehicle fleet in the country at 31 December - By fuel type

2 (b). Parc automobile du pays au 31 décembre - Par type de combustible utilisé

2 (b). Парк автодорожных транспортных средств страны по состоянию на 31 декабря - по типу двигателя

(number - nombre - Число)

		Ireland Irlande Ирландия			Italy ⁵ Italie Италия			Kazakhstan Kazakhstan Казахстан		
		2013	2014	2015	2013	2014	2015	2013	2014	2015
1	Passenger cars	1 984 550	2 018 310	2 060 170	36 963 000	37 080 753	-	3 678 000	-	-
	<i>Of which:</i>									
1.1	- Petrol	1 223 430	1 171 220	1 120 410	19 304 000	18 955 087	-	3 613 500	-	-
1.2	- Diesel	743 290	827 680	917 690	14 932 000	15 240 069	-	32 200	-	-
1.3	- Electricity	280	560	1 120	4 500	3 430	-	100	-	-
1.4	- Other sources	17 550	18 850	20 950	2 722 500	2 882 167	-	32 200	-	-
2	Motor coaches, buses and trolleybuses	10 155	10 407	10 878	98 551	97 914	-	-	-	-
	<i>Of which:</i>									
2.1	- Petrol	24	24	21	1 026	509	-	-	-	-
2.2	- Diesel	10 131	10 382	10 857	93 326	92 555	-	-	-	-
2.3	- Electricity	-	-	-	494	487	-	-	-	-
2.4	- Other sources	-	-	-	3 705	4 363	-	-	-	-
3	Lorries	-	-	-	-	-	-	-	-	-
	<i>Of which:</i>									
3.1	- Petrol	-	-	-	-	-	-	-	-	-
3.2	- Diesel	-	-	-	-	-	-	-	-	-
3.3	- Other sources	-	-	-	-	-	-	-	-	-

		Latvia Lettonie Латвия			Liechtenstein Liechtenstein Лихтенштейн			Lithuania ^{7,8} Lituanie Литва		
		2013	2014	2015	2013	2014	2015	2013	2014	2015
1	Passenger cars	634 600	657 799	679 048	28 100	28 470	-	1 808 982	1 205 668	1 244 063
	<i>Of which:</i>									
1.1	- Petrol	361 600	300 128	287 301	20 060	19 920	-	749 962	466 918	445 683
1.2	- Diesel	272 980	305 612	337 453	7 940	8 430	-	752 511	721 154	783 606
1.3	- Electricity	15	188	211	20	40	-	-	70	169
1.4	- Other sources	5	51 871	54 083	80	80	-	306 509	17 526	14 605
2	Motor coaches, buses and trolleybuses	5 253	5 102	5 066	101	101	-	13 063	7 371	7 286
	<i>Of which:</i>									
2.1	- Petrol	-	52	44	2	1	-	341	99	86
2.2	- Diesel	-	4 777	4 737	87	88	-	8 435	6 447	6 434
2.3	- Electricity	-	257	269	-	-	-	457	434	431
2.4	- Other sources	-	16	16	-	-	-	3 830	391	335
3	Lorries	-	-	-	-	-	-	-	-	-
	<i>Of which:</i>									
3.1	- Petrol	-	-	-	-	-	-	-	-	-
3.2	- Diesel	-	-	-	-	-	-	-	-	-
3.3	- Other sources	-	-	-	-	-	-	-	-	-

For notes see end of table.

Voir note à la fin du tableau.

См. примечания в конце таблицы.

ROAD TRANSPORT - TRANSPORT ROUTIER ДОРОЖНЫЙ ТРАНСПОРТ

2 (b). Road vehicle fleet in the country at 31 December - By fuel type

2 (b). Parc automobile du pays au 31 décembre - Par type de combustible utilisé

2 (b). Парк автодорожных транспортных средств страны по состоянию на 31 декабря - по типу двигателя

(number - nombre - Число)

		Malta Malte Мальта			Netherlands Pays-Bas Нидерланды			Norway Norvège Норвегия		
		2013	2014	2015	2013	2014	2015	2013	2014	2015
1	Passenger cars	256 096	265 950	275 380	7 932 000	-	-	2 500 000	2 555 000	-
	<i>Of which:</i>									
1.1	- Petrol	178 459	183 794	189 345	-	-	-	1 369 000	1 329 000	-
1.2	- Diesel	77 380	81 620	85 178	-	-	-	1 111 000	1 187 000	-
1.3	- Electricity	59	87	136	-	-	-	18 000	39 000	-
1.4	- Other sources	198	449	721	-	-	-	2 000	0	-
2	Motor coaches, buses and trolleybuses	1 705	1 789	1 955	9 922	-	-	17 584	17 111	-
	<i>Of which:</i>									
2.1	- Petrol	14	14	14	-	-	-	491	421	-
2.2	- Diesel	1 691	1 775	1 941	-	-	-	16 484	16 063	-
2.3	- Electricity	-	-	-	-	-	-	10	9	-
2.4	- Other sources	-	-	-	-	-	-	599	618	-
3	Lorries	-	-	-	-	-	-	-	-	-
	<i>Of which:</i>									
3.1	- Petrol	-	-	-	-	-	-	-	-	-
3.2	- Diesel	-	-	-	-	-	-	-	-	-
3.3	- Other sources	-	-	-	-	-	-	-	-	-

		Poland Pologne Польша			Portugal Portugal Португалия			Republic of Moldova République de Moldova Республика Молдова		
		2013	2014	2015	2013	2014	2015	2013	2014	2015
1	Passenger cars	19 389 446	20 003 863	20 723 423	4 327 478	4 699 645	-	487 418	512 561	529 810
	<i>Of which:</i>									
1.1	- Petrol	10 937 607	11 085 536	11 315 095	2 165 168	2 283 942	-	351 645	323 462	326 980
1.2	- Diesel	5 259 881	5 675 734	6 090 488	2 121 295	2 367 935	-	90 454	103 449	112 320
1.3	- Electricity	2 270	4 218	7 765	456	672	-	25	24	40
1.4	- Other sources	3 189 688	3 238 375	3 310 075	40 559	47 096	-	45 294	85 626	90 470
2	Motor coaches, buses and trolleybuses	102 927	106 387	110 186	12 111	14 941	-	21 724	21 755	21 525
	<i>Of which:</i>									
2.1	- Petrol	4 189	4 168	4 143	7	7	-	4 302	3 849	3 783
2.2	- Diesel	93 949	97 417	101 085	11 759	14 569	-	14 879	15 009	14 867
2.3	- Electricity	325	458	504	8	12	-	380	396	391
2.4	- Other sources	4 464	4 344	4 454	337	353	-	2 163	2 501	2 484
3	Lorries	-	-	-	-	-	-	154 163	160 199	-
	<i>Of which:</i>									
3.1	- Petrol	-	-	-	-	-	-	31 236	26 370	-
3.2	- Diesel	-	-	-	-	-	-	113 608	119 663	-
3.3	- Other sources	-	-	-	-	-	-	9 319	14 166	-

For notes see end of table.

Voir note à la fin du tableau.

См. примечания в конце таблицы.

ROAD TRANSPORT - TRANSPORT ROUTIER ДОРОЖНЫЙ ТРАНСПОРТ

2 (b). Road vehicle fleet in the country at 31 December - By fuel type

2 (b). Parc automobile du pays au 31 décembre - Par type de combustible utilisé

2 (b). Парк автодорожных транспортных средств страны по состоянию на 31 декабря - по типу двигателя

(number - nombre - Число)

		Romania Roumanie Румыния			Russian Federation ^{4,9} Fédération de Russie Российская Федерация			Serbia Serbie Сербия		
		2013	2014	2015	2013	2014	2015	2013	2014	2015
1	Passenger cars	4 696 000	4 908 000	5 155 000	41 419 531	43 417 028	44 253 000	1 770 206	1 797 427	-
	<i>Of which:</i>									
1.1	- Petrol	3 086 000	3 161 000	3 242 000	-	-	-	1 122 218	1 098 359	-
1.2	- Diesel	1 607 000	1 742 000	1 906 000	-	-	-	647 521	698 700	-
1.3	- Electricity	2 000	3 000	4 000	-	14 642	-	38	31	-
1.4	- Other sources	1 000	2 000	3 000	-	-	-	429	337	-
2	Motor coaches, buses and trolleybuses	42 836	44 283	47 347	890 416	883 170	872 582	9 019	9 044	-
	<i>Of which:</i>									
2.1	- Petrol	135	132	132	-	-	-	88	88	-
2.2	- Diesel	42 607	44 052	47 097	-	-	-	8 799	8 828	-
2.3	- Electricity	1	2	4	-	121	-	131	126	-
2.4	- Other sources	93	97	114	-	-	-	1	2	-
3	Lorries	-	-	-	6 046 934	6 237 879	-	140 854	139 220	-
	<i>Of which:</i>									
3.1	- Petrol	-	-	-	-	-	-	23 156	22 194	-
3.2	- Diesel	-	-	-	-	-	-	117 687	117 009	-
3.3	- Other sources	-	-	-	-	-	-	11	17	-

		Slovakia Slovaquie Словакия			Slovenia Slovénie Словения			Spain Espagne Испания		
		2013	2014	2015	2013	2014	2015	2013	2014	2015
1	Passenger cars	1 879 800	1 949 100	2 034 574	1 063 800	1 068 360	-	22 025 000	-	-
	<i>Of which:</i>									
1.1	- Petrol	-	-	-	633 650	609 180	-	-	-	-
1.2	- Diesel	-	-	-	429 300	450 390	-	-	-	-
1.3	- Electricity	-	-	-	-	130	-	-	-	-
1.4	- Other sources	-	-	-	-	8 660	-	-	-	-
2	Motor coaches, buses and trolleybuses	9 071	9 159	9 270	2 465	2 559	-	59 892	-	-
	<i>Of which:</i>									
2.1	- Petrol	-	-	-	2	2	-	710	-	-
2.2	- Diesel	-	-	-	2 443	2 507	-	58 006	-	-
2.3	- Electricity	250	-	-	-	2	-	-	-	-
2.4	- Other sources	-	-	-	-	48	-	1 176	-	-
3	Lorries	-	-	-	-	-	-	-	-	-
	<i>Of which:</i>									
3.1	- Petrol	-	-	-	-	-	-	-	-	-
3.2	- Diesel	-	-	-	-	-	-	-	-	-
3.3	- Other sources	-	-	-	-	-	-	-	-	-

For notes see end of table.

Voir note à la fin du tableau.

См. примечания в конце таблицы.

ROAD TRANSPORT - TRANSPORT ROUTIER ДОРОЖНЫЙ ТРАНСПОРТ

2 (b). Road vehicle fleet in the country at 31 December - By fuel type

2 (b). Parc automobile du pays au 31 décembre - Par type de combustible utilisé

2 (b). Парк автодорожных транспортных средств страны по состоянию на 31 декабря - по типу двигателя

(number - nombre - Число)

		Sweden			Switzerland			The FYR of Macedonia** ⁴		
		Suède			Suisse			L'ex-République yougoslave de		
		Швеция			Швейцария			Македоине		
		2013	2014	2015	2013	2014	2015	2013	2014	2015
1	Passenger cars	4 494 661	4 584 711	4 668 262	4 321 000	4 384 000	-	346 798	371 449	383 833
	<i>Of which:</i>									
1.1	- Petrol	3 158 462	3 086 543	3 008 460	3 235 000	3 241 000	-	213 808	215 175	209 122
1.2	- Diesel	1 068 962	1 226 068	1 383 982	1 038 000	1 126 000	-	122 443	145 065	163 038
1.3	- Electricity	1 010	2 172	4 765	3 000	4 000	-	34	32	33
1.4	- Other sources	266 227	269 928	271 055	45 000	13 000	-	10 513	11 177	11 640
2	Motor coaches, buses and trolleybuses	13 981	13 987	14 109	9 400	9 600	-	3 022	3 164	3 243
	<i>Of which:</i>									
2.1	- Petrol	48	43	34	300	200	-	287	246	221
2.2	- Diesel	10 903	10 659	10 320	8 900	9 100	-	2 671	2 853	2 962
2.3	- Electricity	8	11	20	-	-	-	3	2	1
2.4	- Other sources	3 022	3 274	3 735	-	-	-	61	63	59
3	Lorries	-	-	-	-	-	-	30 167	32 123	-
	<i>Of which:</i>									
3.1	- Petrol	-	-	-	-	-	-	7 661	7 335	-
3.2	- Diesel	-	-	-	-	-	-	21 818	24 104	-
3.3	- Other sources	-	-	-	-	-	-	688	684	-

		Turkey ²			United Kingdom ¹⁰		
		Turquie			Royaume-Uni		
		Турция			Соединенное Королевство		
		2013	2014	2015	2013	2014	2015
1	Passenger cars	9 283 923	9 857 915	10 589 337	-	-	30 250 294
	<i>Of which:</i>						
1.1	- Petrol	2 888 610	2 855 078	2 927 720	-	-	18 747 234
1.2	- Diesel	2 497 209	2 882 885	3 345 951	-	-	1 438 382
1.3	- Electricity	436	525	889	-	-	24 683
1.4	- Other sources	3 897 668	4 119 427	4 314 777	-	-	10 039 995
2	Motor coaches, buses and trolleybuses	641 733	638 464	666 269	-	-	162 696
	<i>Of which:</i>						
2.1	- Petrol	14 276	12 737	12 165	-	-	4 531
2.2	- Diesel	619 656	617 933	646 061	-	-	157 659
2.3	- Electricity	1	1	12	-	-	194
2.4	- Other sources	7 800	7 793	8 031	-	-	312
3	Lorries	575 721	576 510	589 426	-	-	-
	<i>Of which:</i>						
3.1	- Petrol	7 863	7 197	6 888	-	-	-
3.2	- Diesel	561 896	563 781	577 246	-	-	-
3.3	- Other sources	5 962	5 532	5 292	-	-	-

* The former Yugoslav Republic of Macedonia

For notes see end of table.

Voir note à la fin du tableau.

См. примечания в конце таблицы.

ROAD TRANSPORT - TRANSPORT ROUTIER ДОРОЖНЫЙ ТРАНСПОРТ

NOTES TO TABLE 2 (b) - NOTES DU TABLEAU 2 (b) - ПРИМЕЧАНИЯ К ТАБЛИЦЕ 2 (b)

Country notes - Notes relatives aux pays - Примечания к данным, представляемым странами

1) "Lorries" includes road tractors.	1) «Camions» comprend les tracteurs routiers.	1) Термин «Грузовые автомобили» включает дорожные тягачи.
2) "Other sources" includes unknown fuel types.	2) «Autres sources» comprend les types de combustibles inconnus.	2) Термин «Другие источники» включает неизвестные типы двигателя.
3) "Petrol" includes both diesel and petrol hybrid vehicles.	3) «Essence» comprend les véhicules hybrides à essence et à diesel.	3) Термин «Бензиновый» включает гибридные транспортные средства с дизельным и бензиновым двигателем.
4) "Motor coaches, Buses and Trolleybuses" excludes trolleybuses.	4) «Autocars, autobus et trolleybus» ne comprend pas les trolleybus.	4) Термин «Автобусы дальнего следования, городские автобусы и троллейбусы» не включает троллейбусы.
5) "Petrol" and "diesel" vehicles exclude hybrid vehicles.	5) Les véhicules «Essence» et «Diesel» ne comprennent pas les véhicules hybrides.	5) Транспортные средства с бензиновым и дизельным двигателем не включают гибридные транспортные средства.
6) "Other sources" includes hybrid vehicles.	6) «Autres sources» comprend les véhicules hybrides.	7) Термин «Другие источники» включает гибридные транспортные средства.
7) "Electric motor coaches, buses and trolleybuses" refers to trolleybuses only.	7) «Autocars, autobus et trolleybus électriques» désigne seulement les trolleybus.	7) Термин «Электрические автобусы дальнего следования, городские автобусы и троллейбусы» относится только к троллейбусам.
8) The state enterprise Regitra of the Republic of Lithuania deregistered vehicles whose compulsory technical inspection or vehicle owner's compulsory civil liability insurance expired by 1 July 2014.	8) L'entreprise d'état Regitra de la République de Lituanie a radié les véhicules dont l'inspection technique obligatoire ou l'assurance civile obligatoire du propriétaire du véhicule a expiré avant le 1er juillet 2014.	8) Государственное предприятие Литовской Республики Regitra вычеркнуло из списка транспортные средства, для которых обязательный техосмотр или договор обязательного страхования гражданской ответственности владельцев истек до 1 июля 2014 года.
9) "Electric passenger vehicles" refers to vehicles with the ability to use electric motors .	9) «Voiture particulières électriques» désigne les véhicules capables d'utiliser les moteurs électriques.	9) Термин «Электрические пассажирские транспортные средства» относится к транспортным средствам с электродвигателем.
10) Great Britain only. "Other sources" for "Passenger cars" includes unknown sources.	10) La Grande-Bretagne seulement. «Autres sources» pour «Voiture particulières» comprend les sources inconnues.	10) Только Великобритания. Термин «Другие источники» для «Пассажирских автомобилей» включает неизвестные источники.

ROAD TRANSPORT - TRANSPORT ROUTIER
ДОРОЖНЫЙ ТРАНСПОРТ

2 (c). Goods road transport equipment at 31 December - By load capacity

2 (c). Vehicules routiers pour le transport des marchandises au 31 décembre - Par classe de charge utile

2 (c). Транспортное оборудование на 31 декабря - по грузоподъемности

Item Rubrique Статья	Description	Description	Описание
	Goods road vehicles registered in the country (number)	Véhicules routiers immatriculés dans le pays (nombre)	Автомобильные транспортные средства, зарегистрированные в стране (количество)
1	Lorries	Camions	Грузовые автомобили
1.1	- Up to 999 kg	- Jusqu'à 999 kg	- До 999 кг
1.2	- 1 000 kg - 1 499 kg	- 1 000 kg - 1 499 kg	- 1 000 кг - 1 499 кг
1.3	- 1 500 kg - 2 999 kg	- 1 500 kg - 2 999 kg	- 1 500 кг - 2 999 кг
1.4	- 3 000 kg - 4 999 kg	- 3 000 kg - 4 999 kg	- 3 000 кг - 4 999 кг
1.5	- 5 000 kg - 6 999 kg	- 5 000 kg - 6 999 kg	- 5 000 кг - 6 999 кг
1.6	- 7 000 kg - 9 999 kg	- 7 000 kg - 9 999 kg	- 7 000 кг - 9 999 кг
1.7	- 10 000 kg - 14 999 kg	- 10 000 kg - 14 999 kg	- 10 000 кг - 14 999 кг
1.8	- 15 000 kg and more	- 15 000 kg et plus	- 15 000 кг и более
3	Semi-trailers	Semi-remorques	Полуприцепы
3.1	- Up to 4 999 kg	- Jusqu'à 4 999 kg	- До 4 999 кг
3.2	- 5 000 kg - 9 999 kg	- 5 000 kg - 9 999 kg	- 5 000 кг - 9 999 кг
3.0	- 10 000 kg - 14 999 kg	- 10 000 kg - 14 999 kg	- 10 000 кг - 14 999 кг
3.3	- 15 000 kg - 19 999 kg	- 15 000 kg - 19 999 kg	- 15 000 кг - 19 999 кг
3.4	- 20 000 kg and more	- 20 000 kg et plus	- 20 000 кг и более
4	Trailers	Remorques	Прицепы
4.1	- Up to 4 999 kg	- Jusqu'à 4 999 kg	- До 4 999 кг
4.2	- 5 000 kg - 9 999 kg	- 5 000 kg - 9 999 kg	- 5 000 кг - 9 999 кг
4.3	- 10 000 kg - 14 999 kg	- 10 000 kg - 14 999 kg	- 10 000 кг - 14 999 кг
4.4	- 15 000 kg and more	- 15 000 kg et plus	- 15 000 кг и более
	Load capacity of goods road vehicles registered in the country (1 000 tonnes)	Charge utile des véhicules routiers immatriculés dans le pays (1 000 tonnes)	Грузоподъемность автотранспортных средств, зарегистрированных в стране (1 000 тонн)
6	Lorries	Camions	Грузовые автомобили
6.1	- Up to 999 kg	- Jusqu'à 999 kg	- До 999 кг
6.2	- 1 000 kg - 1 499 kg	- 1 000 kg - 1 499 kg	- 1 000 кг - 1 499 кг
6.3	- 1 500 kg - 2 999 kg	- 1 500 kg - 2 999 kg	- 1 500 кг - 2 999 кг
6.4	- 3 000 kg - 4 999 kg	- 3 000 kg - 4 999 kg	- 3 000 кг - 4 999 кг
6.5	- 5 000 kg - 6 999 kg	- 5 000 kg - 6 999 kg	- 5 000 кг - 6 999 кг
6.6	- 7 000 kg - 9 999 kg	- 7 000 kg - 9 999 kg	- 7 000 кг - 9 999 кг
6.7	- 10 000 kg - 14 999 kg	- 10 000 kg - 14 999 kg	- 10 000 кг - 14 999 кг
6.8	- 15 000 kg and more	- 15 000 kg et plus	- 15 000 кг и более
7	Semi-trailers	Semi-remorques	Полуприцепы
7.1	- Up to 4 999 kg	- Jusqu'à 4 999 kg	- До 4 999 кг
7.2	- 5 000 kg - 9 999 kg	- 5 000 kg - 9 999 kg	- 5 000 кг - 9 999 кг
7.3	- 10 000 kg - 14 999 kg	- 10 000 kg - 14 999 kg	- 10 000 кг - 14 999 кг
7.4	- 15 000 kg - 19 999 kg	- 15 000 kg - 19 999 kg	- 15 000 кг - 19 999 кг
7.5	- 20 000 kg and more	- 20 000 kg et plus	- 20 000 кг и более
8	Trailers	Remorques	Прицепы
8.1	- Up to 4 999 kg	- Jusqu'à 4 999 kg	- До 4 999 кг
8.2	- 5 000 kg - 9 999 kg	- 5 000 kg - 9 999 kg	- 5 000 кг - 9 999 кг
8.3	- 10 000 kg - 14 999 kg	- 10 000 kg - 14 999 kg	- 10 000 кг - 14 999 кг
8.4	- 15 000 kg and more	- 15 000 kg et plus	- 15 000 кг и более

ROAD TRANSPORT - TRANSPORT ROUTIER
ДОРОЖНЫЙ ТРАНСПОРТ

2 (c). Goods road transport equipment at 31 December - By load capacity

2 (c). Vehicules routiers pour le transport des marchandises au 31 décembre - Par classe de charge utile

2 (c). Транспортное оборудование на 31 декабря - по грузоподъемности

		Austria Autriche Австрия			Azerbaijan Azerbaïdjan Азербайджан			Belarus ^{1,2} Bélarus Беларусь		
		2013	2014	2015	2013	2014	2015	2013	2014	2015
Number - Nombre - Число										
1	Lorries	-	-	-	133 637	141 126	141 273	414 193	421 188	-
1.1	Up to 999 kg	-	-	-	53	8 310	8 310	-	-	-
1.2	1 000 kg - 1 499 kg	-	-	-	104	9 831	9 831	-	-	-
1.3	1 500 kg - 2 999 kg	-	-	-	129 906	62 465	64 512	-	-	-
1.4	3 000 kg - 4 999 kg	-	-	-	103	9 850	9 850	-	-	-
1.5	5 000 kg - 6 999 kg	-	-	-	135	5 212	5 212	-	-	-
1.6	7 000 kg - 9 999 kg	-	-	-	12	2 937	2 937	-	-	-
1.7	10 000 kg - 14 999 kg	-	-	-	208	22 860	22 860	-	-	-
1.8	15 000 kg and more	-	-	-	53	21 812	21 812	-	-	-
3	Semi-trailers	29 360	30 659	32 441	-	-	-	233 886	244 710	-
3.1	Up to 4 999 kg	-	-	-	-	-	-	-	-	-
3.2	5 000 - 9 999 kg	-	-	-	-	-	-	-	-	-
3.3	10 000 - 14 999 kg	-	-	-	-	-	-	-	-	-
3.4	15 000 - 19 999 kg	-	-	-	-	-	-	-	-	-
3.5	20 000 kg and more	-	-	-	-	-	-	-	-	-
4	Trailers	662 236	680 052	698 712	-	-	-	-	-	-
4.1	Up to 4 999 kg	-	-	-	-	-	-	-	-	-
4.2	5 000 - 9 999 kg	-	-	-	-	-	-	-	-	-
4.3	10 000 - 14 999 kg	-	-	-	-	-	-	-	-	-
4.4	15 000 kg and more	-	-	-	-	-	-	-	-	-
1 000 tonnes - 1 000 тонн										
5	Lorries	813	824	831	-	-	-	-	-	-
5.1	Up to 999 kg	-	-	-	-	-	-	-	-	-
5.2	1 000 kg - 1 499 kg	-	-	-	-	-	-	-	-	-
5.3	1 500 kg - 2 999 kg	-	-	-	-	-	-	-	-	-
5.4	3 000 kg - 4 999 kg	-	-	-	-	-	-	-	-	-
5.5	5 000 kg - 6 999 kg	-	-	-	-	-	-	-	-	-
5.6	7 000 kg - 9 999 kg	-	-	-	-	-	-	-	-	-
5.7	10 000 kg - 14 999 kg	-	-	-	-	-	-	-	-	-
5.8	15 000 kg and more	-	-	-	-	-	-	-	-	-
6	Semi-trailers	974	805	857	-	-	-	-	-	-
6.1	Up to 4 999 kg	-	-	-	-	-	-	-	-	-
6.2	5 000 - 9 999 kg	-	-	-	-	-	-	-	-	-
6.3	10 000 - 14 999 kg	-	-	-	-	-	-	-	-	-
6.4	15 000 - 19 999 kg	-	-	-	-	-	-	-	-	-
6.5	20 000 kg and more	-	-	-	-	-	-	-	-	-
7	Trailers	2 332	1 827	1 909	-	-	-	-	-	-
7.1	Up to 4 999 kg	-	-	-	-	-	-	-	-	-
7.2	5 000 - 9 999 kg	-	-	-	-	-	-	-	-	-
7.3	10 000 - 14 999 kg	-	-	-	-	-	-	-	-	-
7.4	15 000 kg and more	-	-	-	-	-	-	-	-	-

For notes see end of table.

Voir note à la fin du tableau.

См. примечания в конце таблицы.

ROAD TRANSPORT - TRANSPORT ROUTIER
ДОРОЖНЫЙ ТРАНСПОРТ

2 (c). Goods road transport equipment at 31 December - By load capacity

2 (c). Vehicules routiers pour le transport des marchandises au 31 décembre - Par classe de charge utile

2 (c). Транспортное оборудование на 31 декабря - по грузоподъемности

		Belgium Belgique Бельгия			Bosnia-Herzegovina ^{1,3} Bosnie-Herzégovine Босния и Герцеговина			Bulgaria Bulgarie Болгария		
		2013	2014	2015	2013	2014	2015	2013	2014	2015
Number - Nombre - Число										
1	Lorries	-	-	-	73 755	73 996	75 343	-	-	-
1.1	Up to 999 kg	-	-	-	26 301	26 455	26 868	-	-	-
1.2	1 000 kg - 1 499 kg	-	-	-	11 482	11 843	12 354	-	-	-
1.3	1 500 kg - 2 999 kg	-	-	-	8 354	8 157	8 168	-	-	-
1.4	3 000 kg - 4 999 kg	-	-	-	5 997	5 586	5 588	-	-	-
1.5	5 000 kg - 6 999 kg	-	-	-	1 951	1 970	1 983	-	-	-
1.6	7 000 kg - 9 999 kg	-	-	-	4 135	4 158	4 419	-	-	-
1.7	10 000 kg - 14 999 kg	-	-	-	7 357	7 567	7 927	-	-	-
1.8	15 000 kg and more	-	-	-	1 745	1 838	1 945	-	-	-
3	Semi-trailers	-	-	-	-	-	-	38 202	41 099	-
3.1	Up to 4 999 kg	-	-	-	-	-	-	-	-	-
3.2	5 000 - 9 999 kg	-	-	-	-	-	-	-	-	-
3.3	10 000 - 14 999 kg	-	-	-	-	-	-	-	-	-
3.4	15 000 - 19 999 kg	-	-	-	-	-	-	-	-	-
3.5	20 000 kg and more	-	-	-	-	-	-	-	-	-
4	Trailers	-	-	315 424	21 225	22 339	23 618	19 833	20 014	-
4.1	Up to 4 999 kg	-	-	-	11 098	11 840	12 680	-	-	-
4.2	5 000 - 9 999 kg	-	-	-	513	531	564	-	-	-
4.3	10 000 - 14 999 kg	-	-	-	1 684	1 690	1 717	-	-	-
4.4	15 000 kg and more	-	-	-	7 416	7 762	8 185	-	-	-
1 000 tonnes - 1 000 тонн										
5	Lorries	739	752	771	-	-	-	-	-	-
5.1	Up to 999 kg	-	-	-	-	-	-	-	-	-
5.2	1 000 kg - 1 499 kg	-	-	-	-	-	-	-	-	-
5.3	1 500 kg - 2 999 kg	-	-	-	-	-	-	-	-	-
5.4	3 000 kg - 4 999 kg	-	-	-	-	-	-	-	-	-
5.5	5 000 kg - 6 999 kg	-	-	-	-	-	-	-	-	-
5.6	7 000 kg - 9 999 kg	-	-	-	-	-	-	-	-	-
5.7	10 000 kg - 14 999 kg	-	-	-	-	-	-	-	-	-
5.8	15 000 kg and more	-	-	-	-	-	-	-	-	-
6	Semi-trailers	-	-	-	-	-	-	-	-	-
6.1	Up to 4 999 kg	-	-	-	-	-	-	-	-	-
6.2	5 000 - 9 999 kg	-	-	-	-	-	-	-	-	-
6.3	10 000 - 14 999 kg	-	-	-	-	-	-	-	-	-
6.4	15 000 - 19 999 kg	-	-	-	-	-	-	-	-	-
6.5	20 000 kg and more	-	-	-	-	-	-	-	-	-
7	Trailers	-	-	-	-	-	-	-	-	-
7.1	Up to 4 999 kg	-	-	-	-	-	-	-	-	-
7.2	5 000 - 9 999 kg	-	-	-	-	-	-	-	-	-
7.3	10 000 - 14 999 kg	-	-	-	-	-	-	-	-	-
7.4	15 000 kg and more	-	-	-	-	-	-	-	-	-

For notes see end of table.

Voir note à la fin du tableau.

См. примечания в конце таблицы.

ROAD TRANSPORT - TRANSPORT ROUTIER
ДОРОЖНЫЙ ТРАНСПОРТ

2 (c). Goods road transport equipment at 31 December - By load capacity

2 (c). Vehicules routiers pour le transport des marchandises au 31 décembre - Par classe de charge utile

2 (c). Транспортное оборудование на 31 декабря - по грузоподъемности

		Croatia Croatic Хорватия			Cyprus Chypre Кипр			Czechia Tchéquie Чехия		
		2013	2014	2015	2013	2014	2015	2013	2014	2015
Number - Nombre - Число										
1	Lorries	130 547	132 045	-	-	-	-	-	-	-
1.1	Up to 999 kg	55 886	57 829	-	-	-	-	-	-	-
1.2	1 000 kg - 1 499 kg	35 674	36 132	-	-	-	-	-	-	-
1.3	1 500 kg - 2 999 kg	16 013	15 470	-	-	-	-	-	-	-
1.4	3 000 kg - 4 999 kg	6 439	6 245	-	-	-	-	-	-	-
1.5	5 000 kg - 6 999 kg	3 562	3 609	-	-	-	-	-	-	-
1.6	7 000 kg - 9 999 kg	4 938	4 880	-	-	-	-	-	-	-
1.7	10 000 kg - 14 999 kg	5 116	5 123	-	-	-	-	-	-	-
1.8	15 000 kg and more	2 919	2 757	-	-	-	-	-	-	-
3	Semi-trailers	9 940	10 258	10 842	7 420	7 475	7 522	49 752	-	-
3.1	Up to 4 999 kg	844	794	-	-	-	-	-	-	-
3.2	5 000 - 9 999 kg	119	127	-	-	-	-	-	-	-
3.3	10 000 - 14 999 kg	87	100	-	-	-	-	-	-	-
3.4	15 000 - 19 999 kg	71	76	-	-	-	-	-	-	-
3.5	20 000 kg and more	8 819	9 161	-	-	-	-	-	-	-
4	Trailers	23 320	25 015	26 115	7 514	7 919	8 299	345 742	-	-
4.1	Up to 4 999 kg	12 386	13 331	-	-	-	-	-	-	-
4.2	5 000 - 9 999 kg	5 304	5 600	-	-	-	-	-	-	-
4.3	10 000 - 14 999 kg	4 129	4 327	-	-	-	-	-	-	-
4.4	15 000 kg and more	1 501	1 757	-	-	-	-	-	-	-
1 000 tonnes - 1 000 тонн										
5	Lorries	325	321	334	158	149	149	1 168	-	-
5.1	Up to 999 kg	41	42	-	-	-	-	-	-	-
5.2	1 000 kg - 1 499 kg	44	45	-	-	-	-	-	-	-
5.3	1 500 kg - 2 999 kg	31	30	-	-	-	-	-	-	-
5.4	3 000 kg - 4 999 kg	24	23	-	-	-	-	-	-	-
5.5	5 000 kg - 6 999 kg	21	21	-	-	-	-	-	-	-
5.6	7 000 kg - 9 999 kg	42	41	-	-	-	-	-	-	-
5.7	10 000 kg - 14 999 kg	66	66	-	-	-	-	-	-	-
5.8	15 000 kg and more	56	53	-	-	-	-	-	-	-
6	Semi-trailers	252	264	290	-	-	-	1 071	-	-
6.1	Up to 4 999 kg	2	2	-	-	-	-	-	-	-
6.2	5 000 - 9 999 kg	1	1	-	-	-	-	-	-	-
6.3	10 000 - 14 999 kg	1	1	-	-	-	-	-	-	-
6.4	15 000 - 19 999 kg	1	1	-	-	-	-	-	-	-
6.5	20 000 kg and more	247	259	-	-	-	-	-	-	-
7	Trailers	149	158	176	-	-	-	421	-	-
7.1	Up to 4 999 kg	29	32	-	-	-	-	-	-	-
7.2	5 000 - 9 999 kg	37	38	-	-	-	-	-	-	-
7.3	10 000 - 14 999 kg	51	53	-	-	-	-	-	-	-
7.4	15 000 kg and more	32	35	-	-	-	-	-	-	-

For notes see end of table.

Voir note à la fin du tableau.

См. примечания в конце таблицы.

ROAD TRANSPORT - TRANSPORT ROUTIER
ДОРОЖНЫЙ ТРАНСПОРТ

2 (c). Goods road transport equipment at 31 December - By load capacity

2 (c). Vehicules routiers pour le transport des marchandises au 31 décembre - Par classe de charge utile

2 (c). Транспортное оборудование на 31 декабря - по грузоподъемности

		Estonia ³ Estonie Эстония			Finland Finlande Финляндия			France France Франция		
		2013	2014	2015	2013	2014	2015	2013	2014	2015
Number - Nombre - Число										
1	Lorries	-	-	-	-	-	-	-	-	-
1.1	Up to 999 kg	-	-	-	-	-	-	-	-	-
1.2	1 000 kg - 1 499 kg	-	-	-	-	-	-	-	-	-
1.3	1 500 kg - 2 999 kg	-	-	-	-	-	-	-	-	-
1.4	3 000 kg - 4 999 kg	-	-	-	-	-	-	-	-	-
1.5	5 000 kg - 6 999 kg	-	-	-	-	-	-	-	-	-
1.6	7 000 kg - 9 999 kg	-	-	-	-	-	-	-	-	-
1.7	10 000 kg - 14 999 kg	-	-	-	-	-	-	-	-	-
1.8	15 000 kg and more	-	-	-	-	-	-	-	-	-
3	Semi-trailers	-	-	-	28 601	30 799	31 974	313 972	313 972	331 077
3.1	Up to 4 999 kg	-	-	-	-	-	-	-	-	-
3.2	5 000 - 9 999 kg	-	-	-	-	-	-	-	-	-
3.3	10 000 - 14 999 kg	-	-	-	-	-	-	-	-	-
3.4	15 000 - 19 999 kg	-	-	-	-	-	-	-	-	-
3.5	20 000 kg and more	-	-	-	-	-	-	-	-	-
4	Trailers	80 083	85 427	90 684	894 501	929 805	957 058	50 067	50 067	1 130 802
4.1	Up to 4 999 kg	-	-	-	-	-	-	-	-	-
4.2	5 000 - 9 999 kg	-	-	-	-	-	-	-	-	-
4.3	10 000 - 14 999 kg	-	-	-	-	-	-	-	-	-
4.4	15 000 kg and more	-	-	-	-	-	-	-	-	-
1 000 tonnes - 1 000 тонн										
5	Lorries	220	544	562	-	1 494	1 552	-	-	7 944
5.1	Up to 999 kg	-	-	-	-	-	-	-	-	-
5.2	1 000 kg - 1 499 kg	-	-	-	-	-	-	-	-	-
5.3	1 500 kg - 2 999 kg	-	-	-	-	-	-	-	-	-
5.4	3 000 kg - 4 999 kg	-	-	-	-	-	-	-	-	-
5.5	5 000 kg - 6 999 kg	-	-	-	-	-	-	-	-	-
5.6	7 000 kg - 9 999 kg	-	-	-	-	-	-	-	-	-
5.7	10 000 kg - 14 999 kg	-	-	-	-	-	-	-	-	-
5.8	15 000 kg and more	-	-	-	-	-	-	-	-	-
6	Semi-trailers	-	-	-	523	557	573	-	-	9 295
6.1	Up to 4 999 kg	-	-	-	-	-	-	-	-	-
6.2	5 000 - 9 999 kg	-	-	-	-	-	-	-	-	-
6.3	10 000 - 14 999 kg	-	-	-	-	-	-	-	-	-
6.4	15 000 - 19 999 kg	-	-	-	-	-	-	-	-	-
6.5	20 000 kg and more	-	-	-	-	-	-	-	-	-
7	Trailers	420	619	658	1 154	1 232	1 276	-	-	1 635
7.1	Up to 4 999 kg	-	-	-	-	-	-	-	-	-
7.2	5 000 - 9 999 kg	-	-	-	-	-	-	-	-	-
7.3	10 000 - 14 999 kg	-	-	-	-	-	-	-	-	-
7.4	15 000 kg and more	-	-	-	-	-	-	-	-	-

For notes see end of table.

Voir note à la fin du tableau.

См. примечания в конце таблицы.

ROAD TRANSPORT - TRANSPORT ROUTIER
ДОРОЖНЫЙ ТРАНСПОРТ

2 (c). Goods road transport equipment at 31 December - By load capacity

2 (c). Vehicules routiers pour le transport des marchandises au 31 décembre - Par classe de charge utile

2 (c). Транспортное оборудование на 31 декабря - по грузоподъемности

		Georgia Géorgie Грузия			Germany Allemagne Германия			Hungary ^{3,4} Hongrie Венгрия		
		2013	2014	2015	2013	2014	2015	2013	2014	2015
Number - Nombre - Число										
1	Lorries	83 918	89 987	-	-	-	-	-	-	-
1.1	Up to 999 kg	-	-	-	-	-	-	-	-	-
1.2	1 000 kg - 1 499 kg	-	-	-	-	-	-	-	-	-
1.3	1 500 kg - 2 999 kg	-	-	-	-	-	-	-	-	-
1.4	3 000 kg - 4 999 kg	-	-	-	-	-	-	-	-	-
1.5	5 000 kg - 6 999 kg	-	-	-	-	-	-	-	-	-
1.6	7 000 kg - 9 999 kg	-	-	-	-	-	-	-	-	-
1.7	10 000 kg - 14 999 kg	-	-	-	-	-	-	-	-	-
1.8	15 000 kg and more	-	-	-	-	-	-	-	-	-
3	Semi-trailers	-	-	-	292 116	300 875	-	-	-	-
3.1	Up to 4 999 kg	-	-	-	-	-	-	-	-	-
3.2	5 000 - 9 999 kg	-	-	-	-	-	-	-	-	-
3.3	10 000 - 14 999 kg	-	-	-	-	-	-	-	-	-
3.4	15 000 - 19 999 kg	-	-	-	-	-	-	-	-	-
3.5	20 000 kg and more	-	-	-	-	-	-	-	-	-
4	Trailers	-	-	-	4 941 949	4 996 571	-	403 662	409 473	412 533
4.1	Up to 4 999 kg	-	-	-	-	-	-	-	-	-
4.2	5 000 - 9 999 kg	-	-	-	-	-	-	-	-	-
4.3	10 000 - 14 999 kg	-	-	-	-	-	-	-	-	-
4.4	15 000 kg and more	-	-	-	-	-	-	-	-	-
1 000 tonnes - 1 000 тонн										
5	Lorries	-	-	-	-	-	-	1 608	1 647	1 688
5.1	Up to 999 kg	-	-	-	-	-	-	-	-	-
5.2	1 000 kg - 1 499 kg	-	-	-	-	-	-	-	-	-
5.3	1 500 kg - 2 999 kg	-	-	-	-	-	-	-	-	-
5.4	3 000 kg - 4 999 kg	-	-	-	-	-	-	-	-	-
5.5	5 000 kg - 6 999 kg	-	-	-	-	-	-	-	-	-
5.6	7 000 kg - 9 999 kg	-	-	-	-	-	-	-	-	-
5.7	10 000 kg - 14 999 kg	-	-	-	-	-	-	-	-	-
5.8	15 000 kg and more	-	-	-	-	-	-	-	-	-
6	Semi-trailers	-	-	-	-	-	-	-	-	-
6.1	Up to 4 999 kg	-	-	-	-	-	-	-	-	-
6.2	5 000 - 9 999 kg	-	-	-	-	-	-	-	-	-
6.3	10 000 - 14 999 kg	-	-	-	-	-	-	-	-	-
6.4	15 000 - 19 999 kg	-	-	-	-	-	-	-	-	-
6.5	20 000 kg and more	-	-	-	-	-	-	-	-	-
7	Trailers	-	-	-	-	-	-	2 091	2 215	2 290
7.1	Up to 4 999 kg	-	-	-	-	-	-	-	-	-
7.2	5 000 - 9 999 kg	-	-	-	-	-	-	-	-	-
7.3	10 000 - 14 999 kg	-	-	-	-	-	-	-	-	-
7.4	15 000 kg and more	-	-	-	-	-	-	-	-	-

For notes see end of table.

Voir note à la fin du tableau.

См. примечания в конце таблицы.

ROAD TRANSPORT - TRANSPORT ROUTIER
ДОРОЖНЫЙ ТРАНСПОРТ

2 (c). Goods road transport equipment at 31 December - By load capacity

2 (c). Vehicules routiers pour le transport des marchandises au 31 décembre - Par classe de charge utile

2 (c). Транспортное оборудование на 31 декабря - по грузоподъемности

		Ireland Irlande Ирландия			Italy Italie Италия			Latvia Lettonie Латвия		
		2013	2014	2015	2013	2014	2015	2013	2014	2015
Number - Nombre - Число										
1	Lorries	-	-	-	-	-	-	-	-	-
1.1	Up to 999 kg	-	-	-	-	-	-	-	-	-
1.2	1 000 kg - 1 499 kg	-	-	-	-	-	-	-	-	-
1.3	1 500 kg - 2 999 kg	-	-	-	-	-	-	-	-	-
1.4	3 000 kg - 4 999 kg	-	-	-	-	-	-	-	-	-
1.5	5 000 kg - 6 999 kg	-	-	-	-	-	-	-	-	-
1.6	7 000 kg - 9 999 kg	-	-	-	-	-	-	-	-	-
1.7	10 000 kg - 14 999 kg	-	-	-	-	-	-	-	-	-
1.8	15 000 kg and more	-	-	-	-	-	-	-	-	-
3	Semi-trailers	-	-	-	98 043	-	-	15 234	14 960	15 394
3.1	Up to 4 999 kg	-	-	-	-	-	-	-	-	-
3.2	5 000 - 9 999 kg	-	-	-	-	-	-	-	-	-
3.3	10 000 - 14 999 kg	-	-	-	-	-	-	-	-	-
3.4	15 000 - 19 999 kg	-	-	-	-	-	-	-	-	-
3.5	20 000 kg and more	-	-	-	-	-	-	-	-	-
4	Trailers	-	-	-	249 065	-	-	47 110	49 635	52 244
4.1	Up to 4 999 kg	-	-	-	-	-	-	-	-	-
4.2	5 000 - 9 999 kg	-	-	-	-	-	-	-	-	-
4.3	10 000 - 14 999 kg	-	-	-	-	-	-	-	-	-
4.4	15 000 kg and more	-	-	-	-	-	-	-	-	-
1 000 tonnes - 1 000 тонн										
5	Lorries	310	308	319	3 938	-	-	199	200	225
5.1	Up to 999 kg	-	-	-	-	-	-	-	-	-
5.2	1 000 kg - 1 499 kg	-	-	-	-	-	-	-	-	-
5.3	1 500 kg - 2 999 kg	-	-	-	-	-	-	-	-	-
5.4	3 000 kg - 4 999 kg	-	-	-	-	-	-	-	-	-
5.5	5 000 kg - 6 999 kg	-	-	-	-	-	-	-	-	-
5.6	7 000 kg - 9 999 kg	-	-	-	-	-	-	-	-	-
5.7	10 000 kg - 14 999 kg	-	-	-	-	-	-	-	-	-
5.8	15 000 kg and more	-	-	-	-	-	-	-	-	-
6	Semi-trailers	-	-	-	-	-	-	441	434	447
6.1	Up to 4 999 kg	-	-	-	-	-	-	-	-	-
6.2	5 000 - 9 999 kg	-	-	-	-	-	-	-	-	-
6.3	10 000 - 14 999 kg	-	-	-	-	-	-	-	-	-
6.4	15 000 - 19 999 kg	-	-	-	-	-	-	-	-	-
6.5	20 000 kg and more	-	-	-	-	-	-	-	-	-
7	Trailers	-	-	-	-	-	-	82	83	84
7.1	Up to 4 999 kg	-	-	-	-	-	-	-	-	-
7.2	5 000 - 9 999 kg	-	-	-	-	-	-	-	-	-
7.3	10 000 - 14 999 kg	-	-	-	-	-	-	-	-	-
7.4	15 000 kg and more	-	-	-	-	-	-	-	-	-

For notes see end of table.

Voir note à la fin du tableau.

См. примечания в конце таблицы.

ROAD TRANSPORT - TRANSPORT ROUTIER
ДОРОЖНЫЙ ТРАНСПОРТ

2 (c). Goods road transport equipment at 31 December - By load capacity

2 (c). Vehicules routiers pour le transport des marchandises au 31 décembre - Par classe de charge utile

2 (c). Транспортное оборудование на 31 декабря - по грузоподъемности

		Liechtenstein Liechtenstein Лихтенштейн			Lithuania ⁵ Lituanie Литва			Malta Malte Мальта		
		2013	2014	2015	2013	2014	2015	2013	2014	2015
Number - Nombre - Число										
1	Lorries	-	-	-	-	-	-	-	-	-
1.1	Up to 999 kg	-	-	-	-	-	-	-	-	-
1.2	1 000 kg - 1 499 kg	-	-	-	-	-	-	-	-	-
1.3	1 500 kg - 2 999 kg	-	-	-	-	-	-	-	-	-
1.4	3 000 kg - 4 999 kg	-	-	-	-	-	-	-	-	-
1.5	5 000 kg - 6 999 kg	-	-	-	-	-	-	-	-	-
1.6	7 000 kg - 9 999 kg	-	-	-	-	-	-	-	-	-
1.7	10 000 kg - 14 999 kg	-	-	-	-	-	-	-	-	-
1.8	15 000 kg and more	-	-	-	-	-	-	-	-	-
3	Semi-trailers	328	329	-	31 168	25 256	25 565	-	-	-
3.1	Up to 4 999 kg	-	-	-	-	-	-	-	-	-
3.2	5 000 - 9 999 kg	-	-	-	-	-	-	-	-	-
3.3	10 000 - 14 999 kg	-	-	-	-	-	-	-	-	-
3.4	15 000 - 19 999 kg	-	-	-	-	-	-	-	-	-
3.5	20 000 kg and more	-	-	-	-	-	-	-	-	-
4	Trailers	2 887	2 770	-	22 401	14 709	14 962	1 425	1 538	1 677
4.1	Up to 4 999 kg	-	-	-	-	-	-	-	-	-
4.2	5 000 - 9 999 kg	-	-	-	-	-	-	-	-	-
4.3	10 000 - 14 999 kg	-	-	-	-	-	-	-	-	-
4.4	15 000 kg and more	-	-	-	-	-	-	-	-	-
1 000 tonnes - 1 000 тонн										
5	Lorries	6	6	-	399	264	270	158	160	160
5.1	Up to 999 kg	-	-	-	-	-	-	-	-	-
5.2	1 000 kg - 1 499 kg	-	-	-	-	-	-	-	-	-
5.3	1 500 kg - 2 999 kg	-	-	-	-	-	-	-	-	-
5.4	3 000 kg - 4 999 kg	-	-	-	-	-	-	-	-	-
5.5	5 000 kg - 6 999 kg	-	-	-	-	-	-	-	-	-
5.6	7 000 kg - 9 999 kg	-	-	-	-	-	-	-	-	-
5.7	10 000 kg - 14 999 kg	-	-	-	-	-	-	-	-	-
5.8	15 000 kg and more	-	-	-	-	-	-	-	-	-
6	Semi-trailers	9	9	-	619	476	536	-	-	-
6.1	Up to 4 999 kg	-	-	-	-	-	-	-	-	-
6.2	5 000 - 9 999 kg	-	-	-	-	-	-	-	-	-
6.3	10 000 - 14 999 kg	-	-	-	-	-	-	-	-	-
6.4	15 000 - 19 999 kg	-	-	-	-	-	-	-	-	-
6.5	20 000 kg and more	-	-	-	-	-	-	-	-	-
7	Trailers	4	5	-	166	98	94	46	50	55
7.1	Up to 4 999 kg	-	-	-	-	-	-	-	-	-
7.2	5 000 - 9 999 kg	-	-	-	-	-	-	-	-	-
7.3	10 000 - 14 999 kg	-	-	-	-	-	-	-	-	-
7.4	15 000 kg and more	-	-	-	-	-	-	-	-	-

For notes see end of table.

Voir note à la fin du tableau.

См. примечания в конце таблицы.

ROAD TRANSPORT - TRANSPORT ROUTIER
ДОРОЖНЫЙ ТРАНСПОРТ

2 (c). Goods road transport equipment at 31 December - By load capacity

2 (c). Vehicules routiers pour le transport des marchandises au 31 décembre - Par classe de charge utile

2 (c). Транспортное оборудование на 31 декабря - по грузоподъемности

		Norway Norvège Норвегия			Poland Pologne Польша			Republic of Moldova République de Moldova Республика Молдова		
		2013	2014	2015	2013	2014	2015	2013	2014	2015
Number - Nombre - Число										
1	Lorries	-	-	-	-	-	-	154 163	160 199	-
1.1	Up to 999 kg	-	-	-	-	-	-	10 675	10 404	-
1.2	1 000 kg - 1 499 kg	-	-	-	-	-	-	2 220	2 222	-
1.3	1 500 kg - 2 999 kg	-	-	-	-	-	-	77 753	80 571	-
1.4	3 000 kg - 4 999 kg	-	-	-	-	-	-	22 646	24 216	-
1.5	5 000 kg - 6 999 kg	-	-	-	-	-	-	7 623	7 682	-
1.6	7 000 kg - 9 999 kg	-	-	-	-	-	-	14 499	14 740	-
1.7	10 000 kg - 14 999 kg	-	-	-	-	-	-	8 689	8 853	-
1.8	15 000 kg and more	-	-	-	-	-	-	10 058	11 511	-
3	Semi-trailers	14 291	15 021	-	298 380	321 289	342 161	14 568	15 211	15 656
3.1	Up to 4 999 kg	-	-	-	-	-	-	1 969	1 962	-
3.2	5 000 - 9 999 kg	-	-	-	-	-	-	231	232	-
3.3	10 000 - 14 999 kg	-	-	-	-	-	-	591	593	-
3.4	15 000 - 19 999 kg	-	-	-	-	-	-	1 917	1 902	-
3.5	20 000 kg and more	-	-	-	-	-	-	9 860	10 522	-
4	Trailers	977 773	1 012 673	-	632 443	634 340	636 051	46 229	47 865	49 297
4.1	Up to 4 999 kg	-	-	-	-	-	-	31 803	32 820	-
4.2	5 000 - 9 999 kg	-	-	-	-	-	-	10 355	10 870	-
4.3	10 000 - 14 999 kg	-	-	-	-	-	-	1 926	1 936	-
4.4	15 000 kg and more	-	-	-	-	-	-	2 145	2 239	-
1 000 tonnes - 1 000 тонн										
5	Lorries	1 015	1 031	-	5 688	5 829	5 974	720	765	799
5.1	Up to 999 kg	-	-	-	-	-	-	0	0	-
5.2	1 000 kg - 1 499 kg	-	-	-	-	-	-	3	3	-
5.3	1 500 kg - 2 999 kg	-	-	-	-	-	-	184	191	-
5.4	3 000 kg - 4 999 kg	-	-	-	-	-	-	80	85	-
5.5	5 000 kg - 6 999 kg	-	-	-	-	-	-	43	44	-
5.6	7 000 kg - 9 999 kg	-	-	-	-	-	-	113	114	-
5.7	10 000 kg - 14 999 kg	-	-	-	-	-	-	98	100	-
5.8	15 000 kg and more	-	-	-	-	-	-	199	228	-
6	Semi-trailers	472	499	-	8 277	7 089	9 786	381	405	423
6.1	Up to 4 999 kg	-	-	-	-	-	-	1	1	-
6.2	5 000 - 9 999 kg	-	-	-	-	-	-	2	2	-
6.3	10 000 - 14 999 kg	-	-	-	-	-	-	7	7	-
6.4	15 000 - 19 999 kg	-	-	-	-	-	-	35	35	-
6.5	20 000 kg and more	-	-	-	-	-	-	336	360	-
7	Trailers	1 065	1 114	-	3 177	6 362	3 251	163	169	174
7.1	Up to 4 999 kg	-	-	-	-	-	-	31	32	-
7.2	5 000 - 9 999 kg	-	-	-	-	-	-	65	68	-
7.3	10 000 - 14 999 kg	-	-	-	-	-	-	24	24	-
7.4	15 000 kg and more	-	-	-	-	-	-	43	45	-

For notes see end of table.

Voir note à la fin du tableau.

См. примечания в конце таблицы.

**ROAD TRANSPORT - TRANSPORT ROUTIER
ДОРОЖНЫЙ ТРАНСПОРТ**

2 (c). Goods road transport equipment at 31 December - By load capacity

2 (c). Vehicules routiers pour le transport des marchandises au 31 décembre - Par classe de charge utile

2 (c). Транспортное оборудование на 31 декабря - по грузоподъемности

		Romania Roumanie Румыния			Russian Federation ⁶ Fédération de Russie Российская Федерация			Serbia Serbie Сербия		
		2013	2014	2015	2013	2014	2015	2013	2014	2015
Number - Nombre - Число										
1	Lorries	-	-	-	6 046 934	6 237 879	-	140 854	139 220	-
1.1	Up to 999 kg	-	-	-	-	-	-	1 282	1 654	-
1.2	1 000 kg - 1 499 kg	-	-	-	-	3 003 730	-	11 088	11 543	-
1.3	1 500 kg - 2 999 kg	-	-	-	-	-	-	45 721	44 830	-
1.4	3 000 kg - 4 999 kg	-	-	-	-	-	-	33 787	33 674	-
1.5	5 000 kg - 6 999 kg	-	-	-	-	1 599 975	-	7 787	7 819	-
1.6	7 000 kg - 9 999 kg	-	-	-	-	-	-	9 672	9 638	-
1.7	10 000 kg - 14 999 kg	-	-	-	-	-	-	7 493	7 331	-
1.8	15 000 kg and more	-	-	-	-	1 631 285	-	24 024	22 731	-
3	Semi-trailers	82 276	-	96 645	633 184	662 689	675 567	-	-	-
3.1	Up to 4 999 kg	-	-	-	-	-	-	-	-	-
3.2	5 000 - 9 999 kg	-	-	-	-	-	-	-	-	-
3.3	10 000 - 14 999 kg	-	-	-	-	-	-	-	-	-
3.4	15 000 - 19 999 kg	-	-	-	-	-	-	-	-	-
3.5	20 000 kg and more	-	-	-	-	-	-	-	-	-
4	Trailers	221 832	-	251 445	2 076 088	2 212 180	2 328 537	-	-	-
4.1	Up to 4 999 kg	-	-	-	-	-	-	-	-	-
4.2	5 000 - 9 999 kg	-	-	-	-	-	-	-	-	-
4.3	10 000 - 14 999 kg	-	-	-	-	-	-	-	-	-
4.4	15 000 kg and more	-	-	-	-	-	-	-	-	-
1 000 tonnes - 1 000 тонн										
5	Lorries	1 719	-	-	-	-	-	-	-	-
5.1	Up to 999 kg	-	-	-	-	-	-	-	-	-
5.2	1 000 kg - 1 499 kg	-	-	-	-	-	-	-	-	-
5.3	1 500 kg - 2 999 kg	-	-	-	-	-	-	-	-	-
5.4	3 000 kg - 4 999 kg	-	-	-	-	-	-	-	-	-
5.5	5 000 kg - 6 999 kg	-	-	-	-	-	-	-	-	-
5.6	7 000 kg - 9 999 kg	-	-	-	-	-	-	-	-	-
5.7	10 000 kg - 14 999 kg	-	-	-	-	-	-	-	-	-
5.8	15 000 kg and more	-	-	-	-	-	-	-	-	-
6	Semi-trailers	-	-	-	-	-	-	-	-	-
6.1	Up to 4 999 kg	-	-	-	-	-	-	-	-	-
6.2	5 000 - 9 999 kg	-	-	-	-	-	-	-	-	-
6.3	10 000 - 14 999 kg	-	-	-	-	-	-	-	-	-
6.4	15 000 - 19 999 kg	-	-	-	-	-	-	-	-	-
6.5	20 000 kg and more	-	-	-	-	-	-	-	-	-
7	Trailers	-	-	-	-	-	-	-	-	-
7.1	Up to 4 999 kg	-	-	-	-	-	-	-	-	-
7.2	5 000 - 9 999 kg	-	-	-	-	-	-	-	-	-
7.3	10 000 - 14 999 kg	-	-	-	-	-	-	-	-	-
7.4	15 000 kg and more	-	-	-	-	-	-	-	-	-

For notes see end of table.

Voir note à la fin du tableau.

См. примечания в конце таблицы.

ROAD TRANSPORT - TRANSPORT ROUTIER
ДОРОЖНЫЙ ТРАНСПОРТ

2 (c). Goods road transport equipment at 31 December - By load capacity

2 (c). Vehicules routiers pour le transport des marchandises au 31 décembre - Par classe de charge utile

2 (c). Транспортное оборудование на 31 декабря - по грузоподъемности

		Slovakia Slovaquie Словакия			Slovenia Slovénie Словения			Spain Espagne Испания		
		2013 ²	2014 ²	2015	2013	2014	2015	2013	2014	2015
Number - Nombre - Число										
1	Lorries	-	-	-	-	-	-	-	-	-
1.1	Up to 999 kg	-	-	-	-	-	-	-	-	-
1.2	1 000 kg - 1 499 kg	-	-	-	-	-	-	-	-	-
1.3	1 500 kg - 2 999 kg	-	-	-	-	-	-	-	-	-
1.4	3 000 kg - 4 999 kg	-	-	-	-	-	-	-	-	-
1.5	5 000 kg - 6 999 kg	-	-	-	-	-	-	-	-	-
1.6	7 000 kg - 9 999 kg	-	-	-	-	-	-	-	-	-
1.7	10 000 kg - 14 999 kg	-	-	-	-	-	-	-	-	-
1.8	15 000 kg and more	-	-	-	-	-	-	-	-	-
3	Semi-trailers	251 217	262 781	22 217	7 615	8 095	-	246 400	-	-
3.1	Up to 4 999 kg	-	-	-	-	-	-	-	-	-
3.2	5 000 - 9 999 kg	-	-	-	-	-	-	-	-	-
3.3	10 000 - 14 999 kg	-	-	-	-	-	-	-	-	-
3.4	15 000 - 19 999 kg	-	-	-	-	-	-	-	-	-
3.5	20 000 kg and more	-	-	-	-	-	-	-	-	-
4	Trailers	-	-	250 675	17 635	18 612	-	161 447	-	-
4.1	Up to 4 999 kg	-	-	-	-	-	-	-	-	-
4.2	5 000 - 9 999 kg	-	-	-	-	-	-	-	-	-
4.3	10 000 - 14 999 kg	-	-	-	-	-	-	-	-	-
4.4	15 000 kg and more	-	-	-	-	-	-	-	-	-
1 000 tonnes - 1 000 тонн										
5	Lorries	-	-	-	199	204	-	6 033	-	-
5.1	Up to 999 kg	-	-	-	-	-	-	-	-	-
5.2	1 000 kg - 1 499 kg	-	-	-	-	-	-	-	-	-
5.3	1 500 kg - 2 999 kg	-	-	-	-	-	-	-	-	-
5.4	3 000 kg - 4 999 kg	-	-	-	-	-	-	-	-	-
5.5	5 000 kg - 6 999 kg	-	-	-	-	-	-	-	-	-
5.6	7 000 kg - 9 999 kg	-	-	-	-	-	-	-	-	-
5.7	10 000 kg - 14 999 kg	-	-	-	-	-	-	-	-	-
5.8	15 000 kg and more	-	-	-	-	-	-	-	-	-
6	Semi-trailers	-	-	-	234	250	-	6 451	-	-
6.1	Up to 4 999 kg	-	-	-	-	-	-	-	-	-
6.2	5 000 - 9 999 kg	-	-	-	-	-	-	-	-	-
6.3	10 000 - 14 999 kg	-	-	-	-	-	-	-	-	-
6.4	15 000 - 19 999 kg	-	-	-	-	-	-	-	-	-
6.5	20 000 kg and more	-	-	-	-	-	-	-	-	-
7	Trailers	-	-	-	160	173	-	757	-	-
7.1	Up to 4 999 kg	-	-	-	-	-	-	-	-	-
7.2	5 000 - 9 999 kg	-	-	-	-	-	-	-	-	-
7.3	10 000 - 14 999 kg	-	-	-	-	-	-	-	-	-
7.4	15 000 kg and more	-	-	-	-	-	-	-	-	-

For notes see end of table.

Voir note à la fin du tableau.

См. примечания в конце таблицы.

**ROAD TRANSPORT - TRANSPORT ROUTIER
ДОРОЖНЫЙ ТРАНСПОРТ**

2 (c). Goods road transport equipment at 31 December - By load capacity

2 (c). Vehicules routiers pour le transport des marchandises au 31 décembre - Par classe de charge utile

2 (c). Транспортное оборудование на 31 декабря - по грузоподъемности

		Sweden			Switzerland			The FYR of Macedonia*		
		Suède			Suisse			L'ex-République yougoslave de Macédoine		
		Швеция			Швейцария			Бывшая Югославская Республика Македония		
		2013	2014	2015	2013	2014	2015	2013	2014	2015
Number - Nombre - Число										
1	Lorries	-	-	-	-	-	-	30 167	32 123	-
1.1	Up to 999 kg	-	-	-	-	-	-	-	-	-
1.2	1 000 kg - 1 499 kg	-	-	-	-	-	-	-	-	-
1.3	1 500 kg - 2 999 kg	-	-	-	-	-	-	-	-	-
1.4	3 000 kg - 4 999 kg	-	-	-	-	-	-	-	-	-
1.5	5 000 kg - 6 999 kg	-	-	-	-	-	-	-	-	-
1.6	7 000 kg - 9 999 kg	-	-	-	-	-	-	-	-	-
1.7	10 000 kg - 14 999 kg	-	-	-	-	-	-	-	-	-
1.8	15 000 kg and more	-	-	-	-	-	-	-	-	-
3	Semi-trailers	26 036	26 096	26 573	16 200	16 200	-	-	-	-
3.1	Up to 4 999 kg	-	-	-	-	-	-	-	-	-
3.2	5 000 - 9 999 kg	-	-	-	-	-	-	-	-	-
3.3	10 000 - 14 999 kg	-	-	-	-	-	-	-	-	-
3.4	15 000 - 19 999 kg	-	-	-	-	-	-	-	-	-
3.5	20 000 kg and more	-	-	-	-	-	-	-	-	-
4	Trailers	817 257	845 609	877 081	247 200	255 200	-	8 298	8 424	6 536
4.1	Up to 4 999 kg	-	-	-	-	-	-	-	-	-
4.2	5 000 - 9 999 kg	-	-	-	-	-	-	-	-	-
4.3	10 000 - 14 999 kg	-	-	-	-	-	-	-	-	-
4.4	15 000 kg and more	-	-	-	-	-	-	-	-	-
1 000 tonnes - 1 000 тонн										
5	Lorries	1 080	1 107	1 132	733	746	-	-	-	-
5.1	Up to 999 kg	-	-	-	-	-	-	-	-	-
5.2	1 000 kg - 1 499 kg	-	-	-	-	-	-	-	-	-
5.3	1 500 kg - 2 999 kg	-	-	-	-	-	-	-	-	-
5.4	3 000 kg - 4 999 kg	-	-	-	-	-	-	-	-	-
5.5	5 000 kg - 6 999 kg	-	-	-	-	-	-	-	-	-
5.6	7 000 kg - 9 999 kg	-	-	-	-	-	-	-	-	-
5.7	10 000 kg - 14 999 kg	-	-	-	-	-	-	-	-	-
5.8	15 000 kg and more	-	-	-	-	-	-	-	-	-
6	Semi-trailers	835	838	855	356	365	-	-	-	-
6.1	Up to 4 999 kg	-	-	-	-	-	-	-	-	-
6.2	5 000 - 9 999 kg	-	-	-	-	-	-	-	-	-
6.3	10 000 - 14 999 kg	-	-	-	-	-	-	-	-	-
6.4	15 000 - 19 999 kg	-	-	-	-	-	-	-	-	-
6.5	20 000 kg and more	-	-	-	-	-	-	-	-	-
7	Trailers	1 139	1 171	1 211	431	446	-	-	-	-
7.1	Up to 4 999 kg	-	-	-	-	-	-	-	-	-
7.2	5 000 - 9 999 kg	-	-	-	-	-	-	-	-	-
7.3	10 000 - 14 999 kg	-	-	-	-	-	-	-	-	-
7.4	15 000 kg and more	-	-	-	-	-	-	-	-	-

* The former Yugoslav Republic of Macedonia

For notes see end of table.

Voir note à la fin du tableau.

См. примечания в конце таблицы.

ROAD TRANSPORT - TRANSPORT ROUTIER
ДОРОЖНЫЙ ТРАНСПОРТ

2 (c). Goods road transport equipment at 31 December - By load capacity

2 (c). Vehicules routiers pour le transport des marchandises au 31 décembre - Par classe de charge utile

2 (c). Транспортное оборудование на 31 декабря - по грузоподъемности

		Turkey Turquie Турция			United Kingdom ⁷ Royaume-Uni Соединенное Королевство		
		2013	2014	2015	2013	2014	2015
Number - Nombre - Число							
1	Lorries	575 721	576 510	589 426	-	-	-
1.1	Up to 999 kg	6 121	6 255	6 633	-	-	-
1.2	1 000 kg - 1 499 kg	3 690	3 628	3 705	-	-	-
1.3	1 500 kg - 2 999 kg	29 476	29 557	30 306	-	-	-
1.4	3 000 kg - 4 999 kg	135 561	136 390	138 167	-	-	-
1.5	5 000 kg - 6 999 kg	30 330	31 315	33 126	-	-	-
1.6	7 000 kg - 9 999 kg	29 378	31 074	33 548	-	-	-
1.7	10 000 kg - 14 999 kg	117 369	119 062	123 971	-	-	-
1.8	15 000 kg and more	181 882	182 357	185 881	-	-	-
3	Semi-trailers	231 352	256 996	280 081	-	-	-
3.1	Up to 4 999 kg	757	795	792	-	-	-
3.2	5 000 - 9 999 kg	567	560	555	-	-	-
3.3	10 000 - 14 999 kg	1 205	1 170	1 155	-	-	-
3.4	15 000 - 19 999 kg	219 609	245 750	269 057	-	-	-
3.5	20 000 kg and more	-	-	-	-	-	-
4	Trailers	11 277	11 418	11 778	-	-	-
4.1	Up to 4 999 kg	1 770	1 898	2 188	-	-	-
4.2	5 000 - 9 999 kg	1 322	1 575	1 656	-	-	-
4.3	10 000 - 14 999 kg	3 760	3 882	4 067	-	-	-
4.4	15 000 kg and more	2 500	2 252	2 124	-	-	-
1 000 tonnes - 1 000 тонн							
5	Lorries	-	-	-	-	-	3 988
5.1	Up to 999 kg	-	-	-	-	-	-
5.2	1 000 kg - 1 499 kg	-	-	-	-	-	-
5.3	1 500 kg - 2 999 kg	-	-	-	-	-	-
5.4	3 000 kg - 4 999 kg	-	-	-	-	-	-
5.5	5 000 kg - 6 999 kg	-	-	-	-	-	-
5.6	7 000 kg - 9 999 kg	-	-	-	-	-	-
5.7	10 000 kg - 14 999 kg	-	-	-	-	-	-
5.8	15 000 kg and more	-	-	-	-	-	-
6	Semi-trailers	-	-	-	-	-	-
6.1	Up to 4 999 kg	-	-	-	-	-	-
6.2	5 000 - 9 999 kg	-	-	-	-	-	-
6.3	10 000 - 14 999 kg	-	-	-	-	-	-
6.4	15 000 - 19 999 kg	-	-	-	-	-	-
6.5	20 000 kg and more	-	-	-	-	-	-
7	Trailers	-	-	-	-	-	-
7.1	Up to 4 999 kg	-	-	-	-	-	-
7.2	5 000 - 9 999 kg	-	-	-	-	-	-
7.3	10 000 - 14 999 kg	-	-	-	-	-	-
7.4	15 000 kg and more	-	-	-	-	-	-

For notes see end of table.

Voir note à la fin du tableau.

См. примечания в конце таблицы.

ROAD TRANSPORT - TRANSPORT ROUTIER ДОРОЖНЫЙ ТРАНСПОРТ

NOTES TO TABLE 2 (c) - NOTES DU TABLEAU 2 (c) - ПРИМЕЧАНИЯ К ТАБЛИЦЕ 2 (c)

Country notes - Notes relatives aux pays - Примечания к данным, представляемым странами

1) "Lorries" includes road tractors.	1) «Camions» comprend les tracteurs routiers.	1) Статья «Грузовые автомобили» включает дорожные тягачи.
2) "Semi-trailers" include trailers.	2) «Semi-remorques» comprend les remorques.	2) «Полуприцепы» включает прицепы.
3) "Trailers" include semi-trailers.	3) «Remorques» comprend les semi-remorques.	3) Статья «Прицепы» включает полуприцепы.
4) Load capacity of "lorries" excludes lorries for special purpose.	4) La capacité de charge des «Camions» ne comprend pas les camions à usage spécial.	4) Грузоподъемность «Грузовых автомобилей» исключает грузовые автомобили специального назначения.
5) The state enterprise Regitra of the Republic of Lithuania deregistered vehicles whose compulsory technical inspection or vehicle owner's compulsory civil liability insurance expired by 1 July 2014.	5) L'entreprise d'état Regitra de la République de Lituanie a radié les véhicules dont l'inspection technique obligatoire ou l'assurance civile obligatoire du propriétaire du véhicule a expiré avant le 1er juillet 2014.	5) Государственное предприятие Литовской Республики Regitra вычеркнуло из списка транспортные средства, для которых обязательный техосмотр или договор обязательного страхования гражданской ответственности владельцев истек до 1 июля 2014 года.
6) "Lorries" 1000 kg-1499 kg refer to N1 vehicles (maximum mass of not more than 3.5 tonnes), 5000 kg-6999 kg refer to N2 vehicles (maximum mass between 3.5 and 12 tonnes), and 15000 kg or more refer to N3 vehicles (maximum mass exceeding 12 tonnes).	6) «Camions» de 1,000 kg-1,499 kg désigne les véhicules N1 (masse maximale jusqu'à 3.5 tonnes), 5,000 kg-6,999 kg désigne les véhicules N2 (masse maximale entre 3.5 tonnes et 12 tonnes) et 15,000 kg ou plus désigne les véhicules N3 (masse maximale plus de 12 tonnes).	6) Термин «Грузовые автомобили» массой 1.000 -1.499 кг относится к категории N1 (максимальная масса не более 3,5 т); массой 5.000-6.999 кг. относится к категории N2 (максимальная масса 3,5-12 т); массой 15.000 кг и более относится к категории N3 (максимальная масса более 12 т).
7) Great Britain only.	7) La Grande-Bretagne seulement.	7) Только Великобритания.

ROAD TRANSPORT - TRANSPORT ROUTIER
ДОРОЖНЫЙ ТРАНСПОРТ

3. New road vehicle registrations during the year - By vehicle category

3. Nouvelles immatriculations de véhicules routiers durant l'année - Par catégories de véhicules

3. Парк новых дорожно-транспортных средств, зарегистрированных на конец года - по категориям транспортных средств

Item	Description	Rubrique	Description
1	Passenger vehicles (Number)	1	Véhicules routiers pour le transport des voyageurs (Nombre)
1.1	Mopeds	1.1	Cyclomoteurs
1.2	Motorcycles	1.2	Motocycles
1.3	Passenger cars	1.3	Voitures particulières
1.4	Motor coaches, Buses and Trolleybuses	1.4	Autocars, autobus et trolleybus
2	Goods road vehicles (Number)	2	Véhicules routiers pour le transport des marchandises (Nombre)
2.1	Lorries	2.1	Camions
2.2	Road tractors	2.2	Tracteurs routiers
2.3	Semi-trailers	2.3	Semi-remorques
2.4	Trailers	2.4	Remorques
3	Load capacity of goods road vehicles (1 000 tonnes)	3	Charge utile des véhicules routiers pour le transport des marchandises (1 000 tonnes)
3.1	Lorries	3.1	Camions
3.2	Semi-trailers	3.2	Semi-remorques
3.3	Trailers	3.3	Remorques

Статья	Описание
1	Пассажирские автодорожные транспортные средства (количество)
1.1	Мопеды
1.2	Мотоциклы
1.3	Пассажирские автомобили
1.4	Автобусы дальнего следования, городские автобусы и троллейбусы
2	Грузовые автодорожные транспортные средства (количество)
2.1	Грузовые автомобили
2.2	Дорожные тягачи
2.3	Полуприцепы
2.4	Прицепы
3	Грузоподъемность грузовых автодорожных транспортных средств (1 000 тонн)
3.1	Грузовые автомобили
3.2	Полуприцепы
3.3	Прицепы

**ROAD TRANSPORT - TRANSPORT ROUTIER
ДОРОЖНЫЙ ТРАНСПОРТ**

3. New road vehicle registrations during the year - By vehicle category

3. Nouvelles immatriculations de véhicules routiers durant l'année - Par catégories de véhicules

3. Парк новых дорожно-транспортных средств, зарегистрированных на конец года - по категории транспортного средства

	Austria Autriche Австрия			Azerbaijan Azerbaïdjan Азербайджан			Belgium Belgique Бельгия		
	2013	2014	2015	2013	2014	2015	2013	2014	2015
1 Passenger vehicles (Number)									
1.1 Mopeds	-	-	-	-	-	-	-	-	-
1.2 Motorcycles	46 085	43 365	24 912	355	399	254	21 926	21 872	22 829
1.3 Passenger cars	319 035	303 318	308 555	87 655	41 533	22 270	490 369	487 711	506 284
1.4 Motor coaches, Buses, etc.	713	900	899	451	435	103	765	1 142	925
2 Goods road vehicles (Number)									
2.1 Lorries	-	-	-	6 786	3 324	1 513	-	-	-
2.2 Road tractors	3 973	3 228	3 770	-	-	-	4 261	4 177	4 781
2.3 Semi-trailers	2 791	3 225	3 658	-	-	-	-	-	-
2.4 Trailers	26 812	28 183	29 444	-	-	-	-	-	15 113
3 Load capacity of goods road vehicles (1000 t)									
3.1 Lorries	63	65	67	-	-	-	57	57	65
3.2 Semi-trailers	77	90	101	-	-	-	-	-	-
3.3 Trailers	131	146	156	-	-	-	-	-	-

	Bosnia-Herzegovina ^{1,2} Bosnie-Herzégovine Босния и Герцеговина			Bulgaria Bulgarie Болгария			Canada Canada Канада		
	2013	2014	2015	2013	2014	2015	2013	2014	2015
1 Passenger vehicles (Number)									
1.1 Mopeds	1 315	988	948	-	-	-	-	-	-
1.2 Motorcycles	931	896	947	5 614	6 477	-	-	-	-
1.3 Passenger cars	62 022	64 247	64 839	199 963	211 033	-	760 924	-	-
1.4 Motor coaches, Buses, etc.	304	312	328	1 035	1 490	-	3 009	-	-
2 Goods road vehicles (Number)									
2.1 Lorries	5 054	5 503	6 067	-	-	-	-	-	-
2.2 Road tractors	-	-	-	5 521	6 055	-	-	-	-
2.3 Semi-trailers	-	-	-	3 676	4 146	-	-	-	-
2.4 Trailers	2 588	2 619	2 618	730	793	-	-	-	-
3 Load capacity of goods road vehicles (1000 t)									
3.1 Lorries	-	-	-	-	-	-	-	-	-
3.2 Semi-trailers	-	-	-	-	-	-	-	-	-
3.3 Trailers	-	-	-	-	-	-	-	-	-

For notes see end of table.

Voir note à la fin du tableau.

См. примечания в конце таблицы.

**ROAD TRANSPORT - TRANSPORT ROUTIER
ДОРОЖНЫЙ ТРАНСПОРТ**

3. New road vehicle registrations during the year - By vehicle category

3. Nouvelles immatriculations de véhicules routiers durant l'année - Par catégories de véhicules

3. Парк новых дорожно-транспортных средств, зарегистрированных на конец года - по категории транспортного средства

	Croatia Croatie Хорватия			Cyprus Chypre Кипр			Czechia ³ Tchéquie Чехия		
	2013	2014	2015	2013	2014	2015	2013	2014	2015
1 Passenger vehicles (Number)									
1.1 Mopeds	3 158	3 428	-	-	-	-	-	-	-
1.2 Motorcycles	2 245	2 762	2 953	1 675	1 901	1 673	16 158	-	-
1.3 Passenger cars	46 563	68 522	74 181	14 771	17 933	21 462	164 627	-	-
1.4 Motor coaches, Buses, etc.	353	474	482	64	47	82	1 207	-	-
2 Goods road vehicles (Number)									
2.1 Lorries	6 288	7 068	-	-	-	-	-	-	-
2.2 Road tractors	893	1 256	1 386	60	88	74	16	-	-
2.3 Semi-trailers	756	975	1 278	66	96	113	-	-	-
2.4 Trailers	2 063	2 033	1 978	450	407	380	-	-	-
3 Load capacity of goods road vehicles (1000 t)									
3.1 Lorries	12	15	19	3	3	3	-	-	-
3.2 Semi-trailers	20	27	36	-	-	-	-	-	-
3.3 Trailers	11	11	12	-	-	-	-	-	-

	Estonia ² Estonie Эстония			Finland Finlande Финляндия			France France Франция		
	2013	2014	2015	2013	2014	2015	2013	2014	2015
1 Passenger vehicles (Number)									
1.1 Mopeds	-	-	-	-	-	-	-	-	-
1.2 Motorcycles	836	970	936	3 959	3 504	3 192	172 382	175 894	173 432
1.3 Passenger cars	19 690	21 128	21 064	103 450	106 235	108 819	1 756 953	1 765 855	1 886 229
1.4 Motor coaches, Buses, etc.	232	187	232	388	691	526	6 952	5 896	7 344
2 Goods road vehicles (Number)									
2.1 Lorries	-	-	-	-	-	-	-	-	-
2.2 Road tractors	641	529	551	-	333	323	24 848	20 785	24 946
2.3 Semi-trailers	-	-	-	1 237	1 738	1 145	14 945	17 401	19 107
2.4 Trailers	4 580	5 063	5 206	25 477	27 674	24 317	60 888	62 003	62 186
3 Load capacity of goods road vehicles (1000 t)									
3.1 Lorries	4	15	16	52	42	45	394	393	370
3.2 Semi-trailers	-	-	-	22	29	20	445	520	568
3.3 Trailers	31	36	42	-	44	41	79	81	85

For notes see end of table.

Voir note à la fin du tableau.

См. примечания в конце таблицы.

ROAD TRANSPORT - TRANSPORT ROUTIER
ДОРОЖНЫЙ ТРАНСПОРТ

3. New road vehicle registrations during the year - By vehicle category

3. Nouvelles immatriculations de véhicules routiers durant l'année - Par catégories de véhicules

3. Парк новых дорожно-транспортных средств, зарегистрированных на конец года - по категории транспортного средства

	Germany Allemagne Германия			Greece ⁴ Grèce Греция			Hungary ^{2, 3, 4} Hongrie Венгрия		
	2013	2014	2015	2013	2014	2015	2013	2014	2015
1 Passenger vehicles (Number)									
1.1 Mopeds	-	-	-	-	-	-	-	-	-
1.2 Motorcycles	138 632	148 849	-	30 742	33 578	36 607	7 691	8 192	8 613
1.3 Passenger cars	2 952 431	3 036 773	-	64 932	84 445	96 151	126 937	164 420	199 906
1.4 Motor coaches, Buses, etc.	5 824	5 651	-	386	817	669	1 053	1 313	1 623
2 Goods road vehicles (Number)									
2.1 Lorries	-	-	-	-	-	-	-	-	-
2.2 Road tractors	30 069	34 330	-	-	-	-	8 164	9 551	8 842
2.3 Semi-trailers	26 983	30 467	-	-	-	-	-	-	-
2.4 Trailers	247 905	271 340	-	-	-	-	11 488	15 148	15 755
3 Load capacity of goods road vehicles (1000 t)									
3.1 Lorries	-	265	-	-	-	-	86	119	145
3.2 Semi-trailers	-	-	-	-	-	-	-	-	-
3.3 Trailers	-	-	-	-	-	-	161	232	219

	Ireland Irlande Ирландия			Italy Italie Италия			Latvia Lettonie Латвия		
	2013	2014	2015	2013	2014	2015	2013	2014 ⁵	2015 ⁵
1 Passenger vehicles (Number)									
1.1 Mopeds	-	-	-	-	-	-	-	-	-
1.2 Motorcycles	637	717	1 042	154 461	-	-	1 677	600	610
1.3 Passenger cars	74 960	84 136	129 959	1 311 334	-	-	55 808	13 173	14 291
1.4 Motor coaches, Buses, etc.	238	286	417	2 414	-	-	481	212	281
2 Goods road vehicles (Number)									
2.1 Lorries	-	-	-	-	-	-	-	-	-
2.2 Road tractors	898	849	1 001	5 959	-	-	2 016	728	1 257
2.3 Semi-trailers	-	-	-	2 369	-	-	2 245	746	887
2.4 Trailers	-	-	-	3 787	-	-	3 862	2 913	3 136
3 Load capacity of goods road vehicles (1000 t)									
3.1 Lorries	11	16	25	93	-	-	18	6	4
3.2 Semi-trailers	-	-	-	-	-	-	64	22	25
3.3 Trailers	-	-	-	-	-	-	7	4	3

For notes see end of table.

Voir note à la fin du tableau.

См. примечания в конце таблицы.

ROAD TRANSPORT - TRANSPORT ROUTIER
ДОРОЖНЫЙ ТРАНСПОРТ

3. New road vehicle registrations during the year - By vehicle category

3. Nouvelles immatriculations de véhicules routiers durant l'année - Par catégories de véhicules

3. Парк новых дорожно-транспортных средств, зарегистрированных на конец года - по категории транспортного средства

	Liechtenstein Liechtenstein Лихтенштейн			Lithuania ⁶ Lituanie Литва			Malta Malte Мальта		
	2013	2014	2015	2013	2014	2015	2013	2014	2015
1 Passenger vehicles (Number)									
1.1 Mopeds	-	-	-	-	-	-	-	-	-
1.2 Motorcycles	250	241	-	3 639	3 432	3 878	1 422	1 774	2 138
1.3 Passenger cars	1 920	1 800	-	155 855	136 098	131 606	13 094	15 439	16 803
1.4 Motor coaches, Buses, etc.	3	4	-	663	700	586	58	122	267
2 Goods road vehicles (Number)									
2.1 Lorries	-	-	-	-	-	-	-	-	-
2.2 Road tractors	18	15	-	4 872	2 979	3 857	58	67	51
2.3 Semi-trailers	18	14	-	7 758	3 058	3 107	-	-	-
2.4 Trailers	133	129	-	3 068	1 286	1 222	-	-	139
3 Load capacity of goods road vehicles (1000 t)									
3.1 Lorries	0	0	-	30	26	28	6	6	7
3.2 Semi-trailers	0	0	-	144	68	98	-	-	-
3.3 Trailers	1	0	-	26	10	6	-	-	5

	Netherlands Pays-Bas Нидерланды			Norway Norvège Норвегия			Poland Pologne Польша		
	2013	2014	2015	2013	2014	2015	2013	2014	2015
1 Passenger vehicles (Number)									
1.1 Mopeds	-	-	-	-	-	-	-	-	-
1.2 Motorcycles	9 244	-	-	6 527	6 777	-	45 236	55 263	81 831
1.3 Passenger cars	416 717	-	-	176 019	172 042	-	987 809	1 047 598	1 145 506
1.4 Motor coaches, Buses, etc.	596	-	-	1 316	1 094	-	4 937	5 319	5 886
2 Goods road vehicles (Number)									
2.1 Lorries	-	-	-	-	-	-	-	-	-
2.2 Road tractors	8 862	-	-	1 282	1 367	-	26 588	26 122	30 943
2.3 Semi-trailers	-	-	-	1 201	1 092	-	23 557	25 403	27 584
2.4 Trailers	-	-	-	38 341	37 184	-	12 353	11 784	13 894
3 Load capacity of goods road vehicles (1000 t)									
3.1 Lorries	54	-	-	-	-	-	107	2 414	2 462
3.2 Semi-trailers	-	-	-	41	38	-	653	719	791
3.3 Trailers	-	-	-	57	57	-	62	64	71

For notes see end of table.

Voir note à la fin du tableau.

См. примечания в конце таблицы.

ROAD TRANSPORT - TRANSPORT ROUTIER
ДОРОЖНЫЙ ТРАНСПОРТ

3. New road vehicle registrations during the year - By vehicle category

3. Nouvelles immatriculations de véhicules routiers durant l'année - Par catégories de véhicules

3. Парк новых дорожно-транспортных средств, зарегистрированных на конец года - по категории транспортного средства

	Portugal ⁷ Portugal Португалия			Republic of Moldova République de Moldova Республика Молдова			Romania ⁸ Roumanie Румыния		
	2013	2014	2015	2013	2014	2015	2013	2014	2015
1 Passenger vehicles (Number)									
1.1 Mopeds	-	-	-	-	-	-	-	-	-
1.2 Motorcycles	-	17 265	-	2 054	2 119	1 270	6 613	-	6 058
1.3 Passenger cars	-	199 288	-	29 698	24 843	17 031	279 740	-	332 223
1.4 Motor coaches, Buses, etc.	-	630	-	136	332	99	1 809	-	3 777
2 Goods road vehicles (Number)									
2.1 Lorries	-	-	-	7 094	5 534	-	-	-	-
2.2 Road tractors	-	4 283	-	9	11	5	9 326	-	14 139
2.3 Semi-trailers	5 041	5 873	-	638	772	563	6 354	-	8 982
2.4 Trailers	-	-	-	986	1 024	1 193	13 791	-	16 301
3 Load capacity of goods road vehicles (1000 t)									
3.1 Lorries	-	-	-	39	34	-	47	-	-
3.2 Semi-trailers	-	-	-	23	28	20	-	-	-
3.3 Trailers	-	-	-	3	4	4	-	-	-

	Russian Federation ^{3,9} Fédération de Russie Российская Федерация			Serbia Serbie Сербия			Slovakia Slovaquie Словакия		
	2013	2014	2015	2013	2014	2015	2013	2014	2015
1 Passenger vehicles (Number)									
1.1 Mopeds	-	-	-	676	976	-	-	-	-
1.2 Motorcycles	54 985	54 845	45 866	392	482	-	7 090	7 982	8 814
1.3 Passenger cars	3 079 101	2 351 033	1 948 840	11 694	12 722	-	113 876	125 813	137 751
1.4 Motor coaches, Buses, etc.	49 593	33 179	27 052	161	72	-	505	687	662
2 Goods road vehicles (Number)									
2.1 Lorries	267 432	195 164	-	1 817	3 360	-	-	-	-
2.2 Road tractors	-	-	-	352	502	-	4 643	4 380	5 186
2.3 Semi-trailers	27 107	22 047	19 904	-	-	-	11 720	13 666	11 338
2.4 Trailers	122 987	127 210	116 046	-	-	-	2 714	2 817	3 105
3 Load capacity of goods road vehicles (1000 t)									
3.1 Lorries	-	-	-	-	-	-	-	-	16
3.2 Semi-trailers	-	-	-	-	-	-	-	-	-
3.3 Trailers	-	-	-	-	-	-	-	-	-

For notes see end of table.

Voir note à la fin du tableau.

См. примечания в конце таблицы.

**ROAD TRANSPORT - TRANSPORT ROUTIER
ДОРОЖНЫЙ ТРАНСПОРТ**

3. New road vehicle registrations during the year - By vehicle category

3. Nouvelles immatriculations de véhicules routiers durant l'année - Par catégories de véhicules

3. Парк новых дорожно-транспортных средств, зарегистрированных на конец года - по категории транспортного средства

	Slovenia Slovénie Словения			Spain Espagne Испания			Sweden Suède Швеция		
	2013	2014	2015	2013	2014	2015	2013	2014	2015
1 Passenger vehicles (Number)									
1.1 Mopeds	-	-	-	-	-	-	-	-	-
1.2 Motorcycles	1 943	2 208	-	95 845	-	-	12 990	12 876	14 392
1.3 Passenger cars	51 968	54 086	-	742 305	-	-	292 162	324 030	361 908
1.4 Motor coaches, Buses, etc.	154	178	-	1 742	-	-	1 323	1 414	1 423
2 Goods road vehicles (Number)									
2.1 Lorries	-	-	-	-	-	-	-	-	-
2.2 Road tractors	779	1 008	-	10 524	-	-	878	1 065	1 057
2.3 Semi-trailers	530	784	-	5 930	-	-	2 204	2 872	2 423
2.4 Trailers	837	1 123	-	5 014	-	-	31 376	37 633	41 621
3 Load capacity of goods road vehicles (1000 t)									
3.1 Lorries	10	11	-	118	-	-	87	95	100
3.2 Semi-trailers	17	25	-	162	-	-	73	95	78
3.3 Trailers	8	12	-	42	-	-	56	62	75

	Switzerland Suisse Швейцария			The FYR of Macedonia* L'ex-République yougoslave de Macédoine Бывшая Югославская Республика Македония			Turkey Turquie Турция		
	2013	2014	2015	2013	2014	2015	2013	2014	2015
1 Passenger vehicles (Number)									
1.1 Mopeds	-	-	-	-	-	-	644	1 811	2 332
1.2 Motorcycles	47 300	47 500	-	-	-	2 391	184 863	178 199	162 795
1.3 Passenger cars	310 200	304 100	-	31 927	29 766	29 308	654 905	585 814	746 395
1.4 Motor coaches, Buses, etc.	700	700	-	279	239	229	34 456	28 121	36 605
2 Goods road vehicles (Number)									
2.1 Lorries	-	-	-	2 225	2 162	-	17 542	17 163	23 540
2.2 Road tractors	900	1 200	-	-	-	568	17 576	18 357	18 470
2.3 Semi-trailers	810	1 060	-	-	-	-	25 093	26 811	24 062
2.4 Trailers	14 150	14 090	-	-	-	2 117	433	408	583
3 Load capacity of goods road vehicles (1000 t)									
3.1 Lorries	56	64	-	-	-	3	-	-	-
3.2 Semi-trailers	19	25	-	-	-	-	-	-	-
3.3 Trailers	30	30	-	-	-	-	-	-	-

* The former Yugoslav Republic of Macedonia

For notes see end of table.

Voir note à la fin du tableau.

См. примечания в конце таблицы.

ROAD TRANSPORT - TRANSPORT ROUTIER
ДОРОЖНЫЙ ТРАНСПОРТ

3. New road vehicle registrations during the year - By vehicle category

3. Nouvelles immatriculations de véhicules routiers durant l'année - Par catégories de véhicules

3. Парк новых дорожно-транспортных средств, зарегистрированных на конец года - по категории транспортного средства

		United Kingdom ¹⁰ Royaume-Uni Соединенное Королевство		
		2013	2014	2015
1	Passenger vehicles (Number)			
1.1	Mopeds	-	-	-
1.2	Motorcycles	-	-	115 384
1.3	Passenger cars	-	-	2 602 146
1.4	Motor coaches, Buses, etc.	-	-	9 565
2	Goods road vehicles (Number)			
2.1	Lorries	-	-	-
2.2	Road tractors	-	-	20 784
2.3	Semi-trailers	-	-	-
2.4	Trailers	-	-	-
3	Load capacity of goods road vehicles (1000 t)			
3.1	Lorries	-	-	403
3.2	Semi-trailers	-	-	-
3.3	Trailers	-	-	-

For notes see end of table.

Voir note à la fin du tableau.

См. примечания в конце таблицы.

ROAD TRANSPORT - TRANSPORT ROUTIER ДОРОЖНЫЙ ТРАНСПОРТ

NOTES TO TABLE 3 - NOTES DU TABLEAU 3 - ПРИМЕЧАНИЯ К ТАБЛИЦЕ 3

Country notes - Notes relatives aux pays - Примечания к данным, представляемым странами

1) "Lorries" include road tractors.	1) «Camions» comprend les tracteurs routiers.	1) Статья «Грузовые автомобили» включает дорожные тягачи.
2) "Trailers" include semi-trailers.	2) «Remorques» comprend les semi-remorques.	2) Статья «Прицепы» включает полуприцепы.
3) "Motor coaches, Buses, etc." excludes trolleybuses.	3) «Autocars, autobus et trolleybus» ne comprend pas les trolleybus.	3) Статья «Автобусы дальнего следования, городские автобусы и троллейбусы» не включает троллейбусы.
4) Includes both new vehicles and used vehicles from abroad.	4) Comprend les nouveaux véhicules et les véhicule d'occasion de l'étranger.	4) Включает новые и подержанные транспортные средства из-за границы.
5) Includes vehicles that have been manufactured in the indicated or previous year only.	5) Comprend les véhicules fabriqués seulement dans l'année indiquée ou l'année précédente.	5) Включает транспортные средства, которые были произведены в указанном году или предыдущем только.
6) Includes new and re-registered vehicles.	6) Comprend les nouveaux véhicules et ceux ré-immatriculés.	6) Включает новые и повторно зарегистрированные транспортные средства.
7) "Semi-trailers" include trailers.	7) «Semi-remorques» comprend les remorques.	7) Статья «Полуприцепы» включает прицепы.
8) "Motorcycles" include mopeds.	8) «Motocycles» comprend les cyclomoteurs.	8) Статья «Мотоциклы» включает мопеды.
9) "Motorcycles" include 3-wheelers and quadricycles.	9) «Motocycles» comprend les motos à trois roues et les quadricycles.	9) Статья «Мотоциклы» включает трициклы, квадрициклы.
10) Great Britain only.	10) La Grande-Bretagne seulement.	10) Только Великобритания.

ROAD TRANSPORT - TRANSPORT ROUTIER
ДОРОЖНЫЙ ТРАНСПОРТ

3 (a). New road vehicle registrations during the year - By fuel type

3 (a). Nouvelles immatriculations de véhicules routiers durant l'année - Par type de combustible utilisé

3 (a). Парк новых дорожно-транспортных средств, зарегистрированных на конец года - по типу двигателя

Item	Description	Rubrique	Description
1	Passenger cars	1	Voitures particulières
	<i>Of which:</i>		<i>Dont:</i>
1.1	- Petrol	1.1	- Essence
1.2	- Diesel	1.2	- Diesel
1.3	- Electricity	1.3	- Électricité
1.4	- Other sources	1.4	- Autres sources
2	Motor coaches, Buses and Trolleybuses	2	Autocars, autobus et trolleybus
	<i>Of which:</i>		<i>Dont:</i>
2.1	- Petrol	2.1	- Essence
2.2	- Diesel	2.2	- Diesel
2.3	- Electricity	2.3	- Électricité
2.4	- Other sources	2.4	- Autres sources
3	Lorries	3	Camions
	<i>Of which:</i>		<i>Dont:</i>
3.1	- Petrol	3.1	- Essence
3.2	- Diesel	3.2	- Diesel
3.3	- Other sources	3.3	- Autres sources

Статья	Описание
1	Пассажирские автомобили
	<i>В том числе:</i>
1.1	- бензиновый
1.2	- дизельный
1.3	- электрический
1.4	- прочие
2	Автобусы дальнего следования, городские автобусы и троллейбусы
	<i>В том числе:</i>
2.1	- бензиновый
2.2	- дизельный
2.3	-электрический
2.4	- прочие
3	Грузовые автомобили
	<i>В том числе:</i>
3.1	- бензиновый
3.2	- дизельный
3.3	- прочие

ROAD TRANSPORT - TRANSPORT ROUTIER ДОРОЖНЫЙ ТРАНСПОРТ

3 (a). New road vehicle registrations during the year - By fuel type

3 (a). Nouvelles immatriculations de véhicules routiers durant l'année - Par type de combustible utilisé

3 (a). Парк новых дорожно-транспортных средств, зарегистрированных на конец года - по типу двигателя

(number - nombre - Число)

		Austria Autriche Австрия			Azerbaijan Azerbaïdjan Азербайджан			Belgium Belgique Бельгия		
		2013	2014	2015	2013	2014	2015	2013	2014	2015
1	Passenger cars	319 035	303 318	308 555	87 655	41 533	22 270	490 369	487 711	506 284
	<i>Of which:</i>									
1.1	- Petrol	136 689	128 670	125 656	-	-	-	169 665	181 524	198 299
1.2	- Diesel	181 061	172 574	180 510	-	-	-	319 863	303 953	305 838
1.3	- Electricity	654	1 281	1 677	-	-	-	501	1 167	1 360
1.4	- Other sources	631	793	712	-	-	-	340	1 067	787
2	Motor coaches, buses and trolleybuses	713	900	899	451	435	103	765	1 142	925
	<i>Of which:</i>									
2.1	- Petrol	-	-	-	-	-	-	-	-	-
2.2	- Diesel	687	899	876	-	-	-	765	1 142	925
2.3	- Electricity	15	1	12	-	-	-	-	3	-
2.4	- Other sources	-	-	-	-	-	-	-	-	-
3	Lorries	-	-	-	6 786	3 324	1 513	-	-	-
	<i>Of which:</i>									
3.1	- Petrol	-	-	-	-	-	-	-	-	-
3.2	- Diesel	-	-	-	-	-	-	-	-	-
3.3	- Other sources	-	-	-	-	-	-	-	-	-

		Bosnia-Herzegovina ¹ Bosnie-Herzégovine Босния и Герцеговина			Bulgaria Bulgarie Болгария			Canada Canada Канада		
		2013	2014	2015	2013	2014	2015	2013	2014	2015
1	Passenger cars	62 022	64 247	64 839	199 963	211 033	-	760 924	-	-
	<i>Of which:</i>									
1.1	- Petrol	10 261	9 423	8 969	-	-	-	-	-	-
1.2	- Diesel	51 759	54 810	55 369	-	-	-	-	-	-
1.3	- Electricity	-	-	-	-	-	-	-	-	-
1.4	- Other sources	-	-	-	-	-	-	-	-	-
2	Motor coaches, buses and trolleybuses	304	312	328	1 035	1 490	-	3 009	-	-
	<i>Of which:</i>									
2.1	- Petrol	1	3	10	-	-	-	-	-	-
2.2	- Diesel	303	309	310	-	-	-	-	-	-
2.3	- Electricity	-	-	-	20	150	-	-	-	-
2.4	- Other sources	-	-	-	-	-	-	-	-	-
3	Lorries	5 054	5 503	6 067	-	-	-	-	-	-
	<i>Of which:</i>									
3.1	- Petrol	388	276	245	-	-	-	-	-	-
3.2	- Diesel	4 666	5 226	5 822	-	-	-	-	-	-
3.3	- Other sources	-	1	-	-	-	-	-	-	-

For notes see end of table.

Voir note en fin de tableau.

См. примечания в конце таблицы.

ROAD TRANSPORT - TRANSPORT ROUTIER ДОРОЖНЫЙ ТРАНСПОРТ

3 (a). New road vehicle registrations during the year - By fuel type

3 (a). Nouvelles immatriculations de véhicules routiers durant l'année - Par type de combustible utilisé

3 (a). Парк новых дорожно-транспортных средств, зарегистрированных на конец года - по типу двигателя

(number - nombre - Число)

		Croatia Croatie Хорватия			Cyprus ² Сүпрү Кипр			Czechia ³ Tchéquie Чехия		
		2013	2014	2015	2013	2014	2015	2013	2014	2015
1	Passenger cars	46 563	68 522	74 181	14 771	17 933	21 462	164 627	-	-
	<i>Of which:</i>									
1.1	- Petrol	15 245	16 690	16 311	11 758	12 142	14 786	-	-	-
1.2	- Diesel	31 046	50 861	56 807	2 998	5 782	6 667	-	-	-
1.3	- Electricity	3	47	80	15	9	9	-	-	-
1.4	- Other sources	269	924	983	0	0	0	-	-	-
2	Motor coaches, buses and trolleybuses	353	474	482	64	47	82	1 207	-	-
	<i>Of which:</i>									
2.1	- Petrol	9	-	-	-	-	-	-	-	-
2.2	- Diesel	323	474	455	64	47	82	-	-	-
2.3	- Electricity	-	-	2	-	-	1	-	-	-
2.4	- Other sources	-	-	-	-	-	-	-	-	-
3	Lorries	6 288	7 068	-	-	-	-	-	-	-
	<i>Of which:</i>									
3.1	- Petrol	218	160	-	-	-	-	-	-	-
3.2	- Diesel	6 056	6 848	-	-	-	-	-	-	-
3.3	- Other sources	14	60	-	-	-	-	-	-	-

		Estonia Estonie Эстония			Finland Finlande Финляндия			France France Франция		
		2013	2014	2015	2013	2014	2015	2013	2014	2015
1	Passenger cars	19 690	21 128	21 064	103 450	106 235	108 819	1 756 953	1 765 855	1 886 229
	<i>Of which:</i>									
1.1	- Petrol	12 208	13 054	14 069	64 194	64 181	69 469	562 849	623 201	777 645
1.2	- Diesel	7 345	7 726	6 949	38 697	41 404	38 844	1 182 129	1 129 453	1 089 403
1.3	- Electricity	130	331	30	50	183	243	8 781	10 567	17 269
1.4	- Other sources	7	17	16	509	467	263	3 194	2 634	1 912
2	Motor coaches, buses and trolleybuses	232	187	232	388	691	526	6 952	5 896	7 344
	<i>Of which:</i>									
2.1	- Petrol	-	-	-	-	-	-	-	-	-
2.2	- Diesel	225	172	214	380	691	525	6 837	5 833	7 100
2.3	- Electricity	-	-	-	-	-	-	26	43	51
2.4	- Other sources	-	-	-	-	-	-	-	-	-
3	Lorries	-	-	-	-	-	-	-	-	-
	<i>Of which:</i>									
3.1	- Petrol	-	-	-	-	-	-	-	-	-
3.2	- Diesel	-	-	-	-	-	-	-	-	-
3.3	- Other sources	-	-	-	-	-	-	-	-	-

For notes see end of table.

Voir note en fin de tableau.

См. примечания в конце таблицы.

ROAD TRANSPORT - TRANSPORT ROUTIER ДОРОЖНЫЙ ТРАНСПОРТ

3 (a). New road vehicle registrations during the year - By fuel type

3 (a). Nouvelles immatriculations de véhicules routiers durant l'année - Par type de combustible utilisé

3 (a). Парк новых дорожно-транспортных средств, зарегистрированных на конец года - по типу двигателя

(number - nombre - Число)

		Germany Allemagne Германия			Greece ⁴ Grèce Греция			Hungary ^{3, 4, 5} Hongrie Венгрия		
		2013	2014	2015	2013	2014	2015	2013	2014	2015
1	Passenger cars	2 952 431	3 036 773	-	64 932	84 445	96 151	126 937	164 420	199 906
	<i>Of which:</i>									
1.1	- Petrol	1 502 784	1 533 726	-	-	-	-	52 677	70 185	92 477
1.2	- Diesel	1 403 113	1 452 565	-	-	-	-	72 343	91 757	103 928
1.3	- Electricity	6 051	8 522	-	-	-	-	19	71	181
1.4	- Other sources	40 483	41 960	-	-	-	-	1 898	2 407	3 320
2	Motor coaches, buses and trolleybuses	5 824	5 651	-	386	817	669	1 053	1 313	1 623
	<i>Of which:</i>									
2.1	- Petrol	-	8	-	-	-	-	3	-	2
2.2	- Diesel	5 696	5 523	-	-	-	-	1 037	1 246	1 524
2.3	- Electricity	5	26	-	-	-	-	1	1	20
2.4	- Other sources	-	94	-	-	-	-	12	-	77
3	Lorries	-	-	-	-	-	-	-	-	-
	<i>Of which:</i>									
3.1	- Petrol	-	-	-	-	-	-	-	-	-
3.2	- Diesel	-	-	-	-	-	-	-	-	-
3.3	- Other sources	-	-	-	-	-	-	-	-	-

		Ireland Irlande Ирландия			Italy Italie Италия			Latvia Lettonie Латвия		
		2013	2014	2015	2013	2014	2015	2013	2014 ⁶	2015 ⁶
1	Passenger cars	74 960	84 136	129 959	1 311 334	-	-	55 808	13 173	14 291
	<i>Of which:</i>									
1.1	- Petrol	19 892	21 067	35 311	419 045	-	-	14 293	5 759	7 211
1.2	- Diesel	54 428	61 917	92 436	707 641	-	-	41 502	7 029	6 923
1.3	- Electricity	49	194	494	-	-	-	-	174	17
1.4	- Other sources	591	958	1 718	184 648	-	-	13	211	140
2	Motor coaches, buses and trolleybuses	238	286	417	2 414	-	-	481	212	281
	<i>Of which:</i>									
2.1	- Petrol	-	-	-	9	-	-	4	-	-
2.2	- Diesel	238	285	417	2 283	-	-	477	212	256
2.3	- Electricity	-	-	-	-	-	-	-	-	25
2.4	- Other sources	-	-	-	122	-	-	-	-	-
3	Lorries	-	-	-	-	-	-	-	-	-
	<i>Of which:</i>									
3.1	- Petrol	-	-	-	-	-	-	-	-	-
3.2	- Diesel	-	-	-	-	-	-	-	-	-
3.3	- Other sources	-	-	-	-	-	-	-	-	-

For notes see end of table.

Voir note en fin de tableau.

См. примечания в конце таблицы.

ROAD TRANSPORT - TRANSPORT ROUTIER
ДОРОЖНЫЙ ТРАНСПОРТ

3 (a). New road vehicle registrations during the year - By fuel type

3 (a). Nouvelles immatriculations de véhicules routiers durant l'année - Par type de combustible utilisé

3 (a). Парк новых дорожно-транспортных средств, зарегистрированных на конец года - по типу двигателя

(number - nombre - Число)

		Liechtenstein Liechtenstein Лихтенштейн			Lithuania ⁷ Lituanie Литва			Malta Malte Мальта		
		2013	2014	2015	2013	2014	2015	2013	2014	2015
1	Passenger cars	1 920	1 800	-	155 855	136 098	131 606	13 094	15 439	16 803
	<i>Of which:</i>									
1.1	- Petrol	1 041	979	-	44 919	35 029	33 550	7 800	9 614	11 395
1.2	- Diesel	858	800	-	110 402	100 310	97 813	5 267	5 768	5 312
1.3	- Electricity	14	18	-	4	46	106	18	30	30
1.4	- Other sources	7	3	-	530	713	137	9	27	66
2	Motor coaches, buses and trolleybuses	3	4	-	663	700	586	58	122	267
	<i>Of which:</i>									
2.1	- Petrol	-	-	-	1	18	-	-	1	2
2.2	- Diesel	3	4	-	632	593	585	58	121	265
2.3	- Electricity	-	-	-	-	1	-	-	-	-
2.4	- Other sources	-	-	-	30	88	-	-	-	-
3	Lorries	-	-	-	-	-	-	-	-	-
	<i>Of which:</i>									
3.1	- Petrol	-	-	-	-	-	-	-	-	-
3.2	- Diesel	-	-	-	-	-	-	-	-	-
3.3	- Other sources	-	-	-	-	-	-	-	-	-

		Netherlands Pays-Bas Нидерланды			Norway Norvège Норвегия			Poland Pologne Польша		
		2013	2014	2015	2013	2014	2015	2013	2014	2015
1	Passenger cars	416 717	-	-	176 019	172 042	-	987 809	1 047 598	1 145 506
	<i>Of which:</i>									
1.1	- Petrol	307 912	-	-	67 701	62 997	-	449 741	502 339	571 541
1.2	- Diesel	103 557	-	-	97 464	87 738	-	468 097	470 967	481 006
1.3	- Electricity	-	-	-	9 970	21 153	-	793	1 909	3 496
1.4	- Other sources	5 248	-	-	884	154	-	69 178	72 383	89 463
2	Motor coaches, buses and trolleybuses	596	-	-	1 316	1 094	-	4 937	5 319	5 886
	<i>Of which:</i>									
2.1	- Petrol	-	-	-	-	-	-	9	7	10
2.2	- Diesel	562	-	-	1 211	1 067	-	4 824	5 243	5 684
2.3	- Electricity	-	-	-	-	-	-	46	32	57
2.4	- Other sources	34	-	-	105	27	-	58	37	135
3	Lorries	-	-	-	-	-	-	-	-	-
	<i>Of which:</i>									
3.1	- Petrol	-	-	-	-	-	-	-	-	-
3.2	- Diesel	-	-	-	-	-	-	-	-	-
3.3	- Other sources	-	-	-	-	-	-	-	-	-

For notes see end of table.

Voir note en fin de tableau.

См. примечания в конце таблицы.

ROAD TRANSPORT - TRANSPORT ROUTIER ДОРОЖНЫЙ ТРАНСПОРТ

3 (a). New road vehicle registrations during the year - By fuel type

3 (a). Nouvelles immatriculations de véhicules routiers durant l'année - Par type de combustible utilisé

3 (a). Парк новых дорожно-транспортных средств, зарегистрированных на конец года - по типу двигателя

(number - nombre - Число)

	Portugal Portugal Португалия			Republic of Moldova République de Moldova Республика Молдова			Romania Roumanie Румыния		
	2013	2014	2015	2013	2014	2015	2013	2014	2015
1 Passenger cars	-	199 288	-	29 698	24 843	17 031	279 740	-	332 223
<i>Of which:</i>									
1.1 - Petrol	-	-	-	12 456	9 874	6 530	141 921	-	148 062
1.2 - Diesel	-	-	-	12 453	12 611	8 407	136 673	-	181 809
1.3 - Electricity	-	-	-	-	1	13	579	-	-
1.4 - Other sources	-	-	-	4 789	2 357	2 081	567	-	2 352
2 Motor coaches, buses and trolleybuses	-	630	-	136	332	99	1 809	-	3 777
<i>Of which:</i>									
2.1 - Petrol	-	-	-	1	1	1	-	-	-
2.2 - Diesel	-	-	-	107	285	75	1 805	-	3 755
2.3 - Electricity	-	-	-	24	44	20	-	-	-
2.4 - Other sources	-	-	-	4	2	3	4	-	22
3 Lorries	-	-	-	7 094	5 534	-	-	-	-
<i>Of which:</i>									
3.1 - Petrol	-	-	-	72	72	-	-	-	-
3.2 - Diesel	-	-	-	6 978	5 413	-	-	-	-
3.3 - Other sources	-	-	-	44	49	-	-	-	-

	Russian Federation ³ Fédération de Russie Российская Федерация			Serbia ⁸ Serbie Сербия			Slovakia Slovaquie Словакия		
	2013	2014	2015	2013	2014	2015	2013	2014	2015
1 Passenger cars	3 079 101	2 351 033	1 948 840	11 694	12 722	-	113 876	125 813	137 751
<i>Of which:</i>									
1.1 - Petrol	-	-	-	8 273	6 344	-	-	-	-
1.2 - Diesel	-	-	-	6 678	5 831	-	-	-	-
1.3 - Electricity	-	-	-	-	-	-	-	-	-
1.4 - Other sources	-	-	-	-	-	-	-	-	-
2 Motor coaches, buses and trolleybuses	49 593	33 179	27 052	161	72	-	505	687	662
<i>Of which:</i>									
2.1 - Petrol	-	-	-	-	-	-	-	-	-
2.2 - Diesel	-	-	-	-	-	-	-	-	-
2.3 - Electricity	-	-	-	-	-	-	-	-	-
2.4 - Other sources	-	-	-	-	-	-	-	-	-
3 Lorries	267 432	195 164	-	1 817	3 360	-	-	-	-
<i>Of which:</i>									
3.1 - Petrol	-	-	-	168	166	-	-	-	-
3.2 - Diesel	-	-	-	1 858	2 451	-	-	-	-
3.3 - Other sources	-	-	-	338	318	-	-	-	-

For notes see end of table.

Voir note en fin de tableau.

См. примечания в конце таблицы.

ROAD TRANSPORT - TRANSPORT ROUTIER ДОРОЖНЫЙ ТРАНСПОРТ

3 (a). New road vehicle registrations during the year - By fuel type

3 (a). Nouvelles immatriculations de véhicules routiers durant l'année - Par type de combustible utilisé

3 (a). Парк новых дорожно-транспортных средств, зарегистрированных на конец года - по типу двигателя

(number - nombre - Число)

		Slovenia Slovénie Словения			Spain Espagne Испания			Sweden Suède Швеция		
		2013	2014	2015	2013	2014	2015	2013	2014	2015
1	Passenger cars	51 968	54 086	-	742 305	-	-	292 162	324 030	361 908
	<i>Of which:</i>									
1.1	- Petrol	23 942	23 916	-	-	-	-	108 067	126 019	145 383
1.2	- Diesel	28 016	29 763	-	-	-	-	176 485	188 998	207 091
1.3	- Electricity	-	13	-	-	-	-	452	1 266	2 916
1.4	- Other sources	-	394	-	-	-	-	7 158	7 747	6 518
2	Motor coaches, buses and trolleybuses	154	178	-	1 742	-	-	1 323	1 414	1 423
	<i>Of which:</i>									
2.1	- Petrol	1	-	-	9	-	-	4	2	-
2.2	- Diesel	153	157	-	1 653	-	-	863	1 004	876
2.3	- Electricity	-	-	-	-	-	-	2	4	10
2.4	- Other sources	-	-	-	-	-	-	454	404	537
3	Lorries	-	-	-	-	-	-	-	-	-
	<i>Of which:</i>									
3.1	- Petrol	-	-	-	-	-	-	-	-	-
3.2	- Diesel	-	-	-	-	-	-	-	-	-
3.3	- Other sources	-	-	-	-	-	-	-	-	-

		Switzerland Suisse Швейцария			The FYR of Macedonia* L'ex-République yougoslave de Macédoine Бывшая Югославская Республика Македония			Turkey Turquie Турция		
		2013	2014	2015	2013	2014	2015	2013	2014	2015
1	Passenger cars	310 200	304 100	-	31 927	29 766	29 308	654 905	585 814	746 395
	<i>Of which:</i>									
1.1	- Petrol	191 300	187 000	-	-	-	-	256 481	210 141	270 634
1.2	- Diesel	116 600	113 300	-	-	-	-	383 904	364 241	462 119
1.3	- Electricity	1 400	1 900	-	-	-	-	207	91	354
1.4	- Other sources	900	1 900	-	-	-	-	14 313	11 341	13 288
2	Motor coaches, buses and trolleybuses	700	700	-	279	239	229	34 456	28 121	36 605
	<i>Of which:</i>									
2.1	- Petrol	-	-	-	-	-	-	-	-	-
2.2	- Diesel	700	700	-	-	-	-	33 978	27 870	36 160
2.3	- Electricity	-	-	-	-	-	-	-	-	11
2.4	- Other sources	-	-	-	-	-	-	478	251	434
3	Lorries	-	-	-	2 225	2 162	-	17 542	17 163	23 540
	<i>Of which:</i>									
3.1	- Petrol	-	-	-	-	-	-	-	-	-
3.2	- Diesel	-	-	-	-	-	-	17 541	17 163	23 540
3.3	- Other sources	-	-	-	-	-	-	1	-	-

* The former Yugoslav Republic of Macedonia

For notes see end of table.

Voir note en fin de tableau.

См. примечания в конце таблицы.

ROAD TRANSPORT - TRANSPORT ROUTIER
ДОРОЖНЫЙ ТРАНСПОРТ

3 (a). New road vehicle registrations during the year - By fuel type

3 (a). Nouvelles immatriculations de véhicules routiers durant l'année - Par type de combustible utilisé

3 (a). Парк новых дорожно-транспортных средств, зарегистрированных на конец года - по типу двигателя

(number - nombre - Число)

		United Kingdom ⁹ Royaume-Uni Соединенное Королевство		
		2013	2014	2015
1	Passenger cars	-	-	2 602 146
	<i>Of which:</i>			
1.1	- Petrol	-	-	1 334 875
1.2	- Diesel	-	-	1 257 152
1.3	- Electricity	-	-	10 063
1.4	- Other sources	-	-	56
2	Motor coaches, buses and trolleybuses	-	-	9 565
	<i>Of which:</i>			
2.1	- Petrol	-	-	90
2.2	- Diesel	-	-	9 450
2.3	- Electricity	-	-	25
2.4	- Other sources	-	-	0
3	Lorries	-	-	-
	<i>Of which:</i>			
3.1	- Petrol	-	-	-
3.2	- Diesel	-	-	-
3.3	- Other sources	-	-	-

For notes see end of table.

Voir note en fin de tableau.

См. примечания в конце таблицы.

ROAD TRANSPORT - TRANSPORT ROUTIER ДОРОЖНЫЙ ТРАНСПОРТ

NOTES TO TABLE 3 (a) - NOTES DU TABLEAU 3 (a) - ПРИМЕЧАНИЯ К ТАБЛИЦЕ 3 (a)

Country notes - Notes relatives aux pays - Примечания к данным, представляемым странами

1) "Lorries" include road tractors.	1) «Camions» comprend les tracteurs routiers.	1) Статья «Грузовые автомобили» включает дорожные тягачи.
2) "Petrol" passenger cars include all hybrid passenger cars.	2) Les voitures particulières «Essence» comprennent toutes les véhicules hybrides.	2) «Бензиновые» пассажирские автомобили включают все гибридные автомобили.
3) "Motor coaches, Buses and Trolleybuses" exclude trolleybuses.	3) «Autocars, autobus et trolleybus» ne comprend pas les trolleybus.	3) Статья «Автобусы дальнего следования, городские автобусы и троллейбусы» не включает троллейбусы
4) Includes both new vehicles and used vehicles from abroad.	4) Comprend les nouveaux véhicules et les véhicules d'occasion de l'étranger.	4) Включает новые и подержанные транспортные средства из-за границы.
5) "Petrol" and "diesel" vehicles exclude hybrid vehicles.	5) Les véhicules «Essence» et «Diesel» ne comprennent pas les véhicules hybrides.	5) «Бензиновые» и «дизельные» транспортные средства исключают гибридные автомобили.
6) Includes vehicles that have been manufactured in the indicated or previous year only.	6) Comprend les véhicules fabriqués seulement dans l'année indiquée ou l'année précédente.	5) Включает транспортные средства, которые были произведены в указанном или предыдущем году.
7) Includes new and re-registered vehicles.	7) Comprend à la fois les véhicules neufs et ceux ré-immatriculés.	7) Включает новые и повторно зарегистрированные транспортные средства.
8) Refers to number of first time registered vehicles in the previous 2 years.	8) Désigne le nombre de véhicules immatriculés pour la première fois au cours des 2 dernières années.	8) Относится к числу впервые зарегистрированных транспортных средств за последние 2 года.
9) Great Britain only.	9) La Grande-Bretagne seulement.	9) Только Великобритания.

ROAD TRANSPORT - TRANSPORT ROUTIER ДОРОЖНЫЙ ТРАНСПОРТ

3 (b). New goods road vehicles registered during the year - By load capacity

3 (b). Nouveaux véhicules routiers pour le transport de marchandises immatriculés durant l'année - Par classe de charge utile

3 (b). Новые грузовые автодорожные транспортные средства, зарегистрированные на конец года по грузоподъемности

Item Rubrique Статья	Description	Description	Описание
	New goods road vehicles registered during the year (number)	Nouveaux véhicules routiers immatriculés durant l'année (nombre)	Автодорожные транспортные средства, зарегистрированные в стране (количество)
1	Lorries	Camions	Грузовые автомобили
1.1	- Up to 999 kg	- Jusqu'à 999 kg	- До 999 кг
1.2	- 1 000 kg - 1 499 kg	- 1 000 kg - 1 499 kg	- 1 000 кг - 1 499 кг
1.3	- 1 500 kg - 2 999 kg	- 1 500 kg - 2 999 kg	- 1 500 кг - 2 999 кг
1.4	- 3 000 kg - 4 999 kg	- 3 000 kg - 4 999 kg	- 3 000 кг - 4 999 кг
1.5	- 5 000 kg - 6 999 kg	- 5 000 kg - 6 999 kg	- 5 000 кг - 6 999 кг
1.6	- 7 000 kg - 9 999 kg	- 7 000 kg - 9 999 kg	- 7 000 кг - 9 999 кг
1.7	- 10 000 kg - 14 999 kg	- 10 000 kg - 14 999 kg	- 10 000 кг - 14 999 кг
1.8	- 15 000 kg and more	- 15 000 kg et plus	- 15 000 кг и более
3	Semi-trailers	Semi-remorques	Полуприцепы
3.1	- Up to 4 999 kg	- Jusqu'à 4 999 kg	- До 4 999 кг
3.2	- 5 000 kg - 9 999 kg	- 5 000 kg - 9 999 kg	- 5 000 кг - 9 999 кг
3.0	- 10 000 kg - 14 999 kg	- 10 000 kg - 14 999 kg	- 10 000 кг - 14 999 кг
3.3	- 15 000 kg - 19 999 kg	- 15 000 kg - 19 999 kg	- 15 000 кг - 19 999 кг
3.4	- 20 000 kg and more	- 20 000 kg et plus	- 20 000 кг и более
4	Trailers	Remorques	Прицепы
4.1	- Up to 4 999 kg	- Jusqu'à 4 999 kg	- До 4 999 кг
4.2	- 5 000 kg - 9 999 kg	- 5 000 kg - 9 999 kg	- 5 000 кг - 9 999 кг
4.3	- 10 000 kg - 14 999 kg	- 10 000 kg - 14 999 kg	- 10 000 кг - 14 999 кг
4.4	- 15 000 kg and more	- 15 000 kg et plus	- 15 000 кг и более
	Load capacity of new goods road vehicles registered during the year (1 000 tonnes)	Charge utile des nouveaux véhicules routiers immatriculés durant l'année (1 000 tonnes)	Грузоподъемность автотранспортных средств, зарегистрированных в стране (1 000 тонн)
5	Lorries	Camions	Грузовые автомобили
5.1	- Up to 999 kg	- Jusqu'à 999 kg	- До 999 кг
5.2	- 1 000 kg - 1 499 kg	- 1 000 kg - 1 499 kg	- 1 000 кг - 1 499 кг
5.3	- 1 500 kg - 2 999 kg	- 1 500 kg - 2 999 kg	- 1 500 кг - 2 999 кг
5.4	- 3 000 kg - 4 999 kg	- 3 000 kg - 4 999 kg	- 3 000 кг - 4 999 кг
5.5	- 5 000 kg - 6 999 kg	- 5 000 kg - 6 999 kg	- 5 000 кг - 6 999 кг
5.6	- 7 000 kg - 9 999 kg	- 7 000 kg - 9 999 kg	- 7 000 кг - 9 999 кг
5.7	- 10 000 kg - 14 999 kg	- 10 000 kg - 14 999 kg	- 10 000 кг - 14 999 кг
5.8	- 15 000 kg and more	- 15 000 kg et plus	- 15 000 кг и более
6	Semi-trailers	Semi-remorques	Полуприцепы
6.1	- Up to 4 999 kg	- Jusqu'à 4 999 kg	- До 4 999 кг
6.2	- 5 000 kg - 9 999 kg	- 5 000 kg - 9 999 kg	- 5 000 кг - 9 999 кг
6.3	- 10 000 kg - 14 999 kg	- 10 000 kg - 14 999 kg	- 10 000 кг - 14 999 кг
6.4	- 15 000 kg - 19 999 kg	- 15 000 kg - 19 999 kg	- 15 000 кг - 19 999 кг
6.5	- 20 000 kg and more	- 20 000 kg et plus	- 20 000 кг и более
7	Trailers	Remorques	Прицепы
7.1	- Up to 4 999 kg	- Jusqu'à 4 999 kg	- До 4 999 кг
7.2	- 5 000 kg - 9 999 kg	- 5 000 kg - 9 999 kg	- 5 000 кг - 9 999 кг
7.3	- 10 000 kg - 14 999 kg	- 10 000 kg - 14 999 kg	- 10 000 кг - 14 999 кг
7.4	- 15 000 kg and more	- 15 000 kg et plus	- 15 000 кг и более

ROAD TRANSPORT - TRANSPORT ROUTIER
ДОРОЖНЫЙ ТРАНСПОРТ

3 (b). New goods road vehicles registered during the year - By load capacity

3 (b). Nouveaux véhicules routiers pour le transport de marchandises immatriculés durant l'année -

Par classe de charge utile

3 (b). Новые грузовые автодорожные транспортные средства, зарегистрированные на конец года по грузоподъемности

		Austria Autriche Австрия			Azerbaijan Azerbaïdjan Азербайджан			Belgium Belgique Бельгия		
		2013	2014	2015	2013	2014	2015	2013	2014	2015
Number - Nombre - Число										
1	Lorries	-	-	-	6 786	3 324	1 513	-	-	-
1.1	Up to 999 kg	-	-	-	-	-	-	-	-	-
1.2	1 000 - 1 499 kg	-	-	-	-	-	-	-	-	-
1.3	1 500 - 2 999 kg	-	-	-	-	-	-	-	-	-
1.4	3 000 - 4 999 kg	-	-	-	-	-	-	-	-	-
1.5	5 000 - 6 999 kg	-	-	-	-	-	-	-	-	-
1.6	7 000 - 9 999 kg	-	-	-	-	-	-	-	-	-
1.7	10 000 - 14 999 kg	-	-	-	-	-	-	-	-	-
1.8	15 000 kg and more	-	-	-	-	-	-	-	-	-
3	Semi-trailers	2 791	3 225	3 658	-	-	-	-	-	-
3.1	Up to 4 999 kg	-	-	-	-	-	-	-	-	-
3.2	5 000 - 9 999 kg	-	-	-	-	-	-	-	-	-
3.3	10 000 - 14 999 kg	-	-	-	-	-	-	-	-	-
3.4	15 000 - 19 999 kg	-	-	-	-	-	-	-	-	-
3.5	20 000 kg and more	-	-	-	-	-	-	-	-	-
4	Trailers	26 812	28 183	29 444	-	-	-	-	-	15 113
4.1	Up to 4 999 kg	-	-	-	-	-	-	-	-	-
4.2	5 000 - 9 999 kg	-	-	-	-	-	-	-	-	-
4.3	10 000 - 14 999 kg	-	-	-	-	-	-	-	-	-
4.4	15 000 kg and more	-	-	-	-	-	-	-	-	-
1 000 tonnes - 1 000 тонн										
5	Lorries	63	65	67	-	-	-	57	57	65
5.1	Up to 999 kg	-	-	-	-	-	-	-	-	-
5.2	1 000 - 1 499 kg	-	-	-	-	-	-	-	-	-
5.3	1 500 - 2 999 kg	-	-	-	-	-	-	-	-	-
5.4	3 000 - 4 999 kg	-	-	-	-	-	-	-	-	-
5.5	5 000 - 6 999 kg	-	-	-	-	-	-	-	-	-
5.6	7 000 - 9 999 kg	-	-	-	-	-	-	-	-	-
5.7	10 000 - 14 999 kg	-	-	-	-	-	-	-	-	-
5.8	15 000 kg and more	-	-	-	-	-	-	-	-	-
6	Semi-trailers	77	90	101	-	-	-	-	-	-
6.1	Up to 4 999 kg	-	-	-	-	-	-	-	-	-
6.2	5 000 - 9 999 kg	-	-	-	-	-	-	-	-	-
6.3	10 000 - 14 999 kg	-	-	-	-	-	-	-	-	-
6.4	15 000 - 19 999 kg	-	-	-	-	-	-	-	-	-
6.5	20 000 kg and more	-	-	-	-	-	-	-	-	-
7	Trailers	131	146	156	-	-	-	-	-	-
7.1	Up to 4 999 kg	-	-	-	-	-	-	-	-	-
7.2	5 000 - 9 999 kg	-	-	-	-	-	-	-	-	-
7.3	10 000 - 14 999 kg	-	-	-	-	-	-	-	-	-
7.4	15 000 kg and more	-	-	-	-	-	-	-	-	-

For notes see end of table.

Voir note à la fin du tableau.

См. примечания в конце таблицы.

ROAD TRANSPORT - TRANSPORT ROUTIER
ДОРОЖНЫЙ ТРАНСПОРТ

3 (b). New goods road vehicles registered during the year - By load capacity

3 (b). Nouveaux véhicules routiers pour le transport de marchandises immatriculés durant l'année -

Par classe de charge utile

3 (b). Новые грузовые автодорожные транспортные средства, зарегистрированные на конец года по грузоподъемности

		Bosnia-Herzegovina ^{1,2} Bosnie-Herzégovine Босния и Герцеговина			Bulgaria Bulgarie Болгария			Croatia Croatie Хорватия		
		2013	2014	2015	2013	2014	2015	2013	2014	2015
Number - Nombre - Число										
1	Lorries	5 054	5 503	6 067	-	-	-	6 288	7 068	-
1.1	Up to 999 kg	1 894	2 127	2 402	-	-	-	4 021	4 043	-
1.2	1 000 - 1 499 kg	839	1 082	1 212	-	-	-	1 265	1 634	-
1.3	1 500 - 2 999 kg	366	439	461	-	-	-	211	360	-
1.4	3 000 - 4 999 kg	199	219	206	-	-	-	148	195	-
1.5	5 000 - 6 999 kg	117	128	129	-	-	-	138	224	-
1.6	7 000 - 9 999 kg	320	324	454	-	-	-	200	193	-
1.7	10 000 - 14 999 kg	721	714	712	-	-	-	229	334	-
1.8	15 000 kg and more	283	211	207	-	-	-	76	85	-
3	Semi-trailers	-	-	-	3 676	4 146	-	756	975	1 278
3.1	Up to 4 999 kg	-	-	-	-	-	-	34	40	-
3.2	5 000 - 9 999 kg	-	-	-	-	-	-	5	7	-
3.3	10 000 - 14 999 kg	-	-	-	-	-	-	5	4	-
3.4	15 000 - 19 999 kg	-	-	-	-	-	-	11	7	-
3.5	20 000 kg and more	-	-	-	-	-	-	701	917	-
4	Trailers	2 588	2 619	2 618	730	793	-	2 063	2 033	1 978
4.1	Up to 4 999 kg	1 554	1 560	1 485	-	-	-	1 221	1 253	-
4.2	5 000 - 9 999 kg	47	48	62	-	-	-	519	384	-
4.3	10 000 - 14 999 kg	131	126	139	-	-	-	251	304	-
4.4	15 000 kg and more	811	850	902	-	-	-	72	92	-
1 000 tonnes - 1 000 тонн										
5	Lorries	-	-	-	-	-	-	12	15	19
5.1	Up to 999 kg	-	-	-	-	-	-	3	3	-
5.2	1 000 - 1 499 kg	-	-	-	-	-	-	2	2	-
5.3	1 500 - 2 999 kg	-	-	-	-	-	-	-	1	-
5.4	3 000 - 4 999 kg	-	-	-	-	-	-	-	1	-
5.5	5 000 - 6 999 kg	-	-	-	-	-	-	1	1	-
5.6	7 000 - 9 999 kg	-	-	-	-	-	-	2	2	-
5.7	10 000 - 14 999 kg	-	-	-	-	-	-	3	4	-
5.8	15 000 kg and more	-	-	-	-	-	-	1	1	-
6	Semi-trailers	-	-	-	-	-	-	20	27	36
6.1	Up to 4 999 kg	-	-	-	-	-	-	-	-	-
6.2	5 000 - 9 999 kg	-	-	-	-	-	-	-	-	-
6.3	10 000 - 14 999 kg	-	-	-	-	-	-	-	-	-
6.4	15 000 - 19 999 kg	-	-	-	-	-	-	-	-	-
6.5	20 000 kg and more	-	-	-	-	-	-	20	27	-
7	Trailers	-	-	-	-	-	-	11	11	12
7.1	Up to 4 999 kg	-	-	-	-	-	-	3	3	-
7.2	5 000 - 9 999 kg	-	-	-	-	-	-	4	2	-
7.3	10 000 - 14 999 kg	-	-	-	-	-	-	3	4	-
7.4	15 000 kg and more	-	-	-	-	-	-	1	2	-

For notes see end of table.

Voir note à la fin du tableau.

См. примечания в конце таблицы.

ROAD TRANSPORT - TRANSPORT ROUTIER
ДОРОЖНЫЙ ТРАНСПОРТ

3 (b). New goods road vehicles registered during the year - By load capacity

3 (b). Nouveaux véhicules routiers pour le transport de marchandises immatriculés durant l'année -

Par classe de charge utile

3 (b). Новые грузовые автодорожные транспортные средства, зарегистрированные на конец года по грузоподъемности

		Cyprus Chypre Кипр			Estonia ² Estonie Эстония			Finland Finlande Финляндия		
		2013	2014	2015	2013	2014	2015	2013	2014	2015
Number - Nombre - Число										
1	Lorries	-	-	-	-	-	-	-	-	-
1.1	Up to 999 kg	-	-	-	-	-	-	-	-	-
1.2	1 000 - 1 499 kg	-	-	-	-	-	-	-	-	-
1.3	1 500 - 2 999 kg	-	-	-	-	-	-	-	-	-
1.4	3 000 - 4 999 kg	-	-	-	-	-	-	-	-	-
1.5	5 000 - 6 999 kg	-	-	-	-	-	-	-	-	-
1.6	7 000 - 9 999 kg	-	-	-	-	-	-	-	-	-
1.7	10 000 - 14 999 kg	-	-	-	-	-	-	-	-	-
1.8	15 000 kg and more	-	-	-	-	-	-	-	-	-
3	Semi-trailers	66	96	113	-	-	-	1 237	1 738	1 145
3.1	Up to 4 999 kg	-	-	-	-	-	-	-	-	-
3.2	5 000 - 9 999 kg	-	-	-	-	-	-	-	-	-
3.3	10 000 - 14 999 kg	-	-	-	-	-	-	-	-	-
3.4	15 000 - 19 999 kg	-	-	-	-	-	-	-	-	-
3.5	20 000 kg and more	-	-	-	-	-	-	-	-	-
4	Trailers	450	407	380	4 580	5 063	5 206	25 477	27 674	24 317
4.1	Up to 4 999 kg	-	-	-	-	-	-	-	-	-
4.2	5 000 - 9 999 kg	-	-	-	-	-	-	-	-	-
4.3	10 000 - 14 999 kg	-	-	-	-	-	-	-	-	-
4.4	15 000 kg and more	-	-	-	-	-	-	-	-	-
1 000 tonnes - 1 000 тонн										
5	Lorries	3	3	3	4	15	16	52	42	45
5.1	Up to 999 kg	-	-	-	-	-	-	-	-	-
5.2	1 000 - 1 499 kg	-	-	-	-	-	-	-	-	-
5.3	1 500 - 2 999 kg	-	-	-	-	-	-	-	-	-
5.4	3 000 - 4 999 kg	-	-	-	-	-	-	-	-	-
5.5	5 000 - 6 999 kg	-	-	-	-	-	-	-	-	-
5.6	7 000 - 9 999 kg	-	-	-	-	-	-	-	-	-
5.7	10 000 - 14 999 kg	-	-	-	-	-	-	-	-	-
5.8	15 000 kg and more	-	-	-	-	-	-	-	-	-
6	Semi-trailers	-	-	-	-	-	-	22	29	20
6.1	Up to 4 999 kg	-	-	-	-	-	-	-	-	-
6.2	5 000 - 9 999 kg	-	-	-	-	-	-	-	-	-
6.3	10 000 - 14 999 kg	-	-	-	-	-	-	-	-	-
6.4	15 000 - 19 999 kg	-	-	-	-	-	-	-	-	-
6.5	20 000 kg and more	-	-	-	-	-	-	-	-	-
7	Trailers	-	-	-	31	36	42	-	44	41
7.1	Up to 4 999 kg	-	-	-	-	-	-	-	-	-
7.2	5 000 - 9 999 kg	-	-	-	-	-	-	-	-	-
7.3	10 000 - 14 999 kg	-	-	-	-	-	-	-	-	-
7.4	15 000 kg and more	-	-	-	-	-	-	-	-	-

For notes see end of table.

Voir note à la fin du tableau.

См. примечания в конце таблицы.

ROAD TRANSPORT - TRANSPORT ROUTIER
ДОРОЖНЫЙ ТРАНСПОРТ

3 (b). New goods road vehicles registered during the year - By load capacity

3 (b). Nouveaux véhicules routiers pour le transport de marchandises immatriculés durant l'année -

Par classe de charge utile

3 (b). Новые грузовые автодорожные транспортные средства, зарегистрированные на конец года по грузоподъемности

		France France Франция			Germany Allemagne Германия			Hungary ^{2,3} Hongrie Венгрия		
		2013	2014	2015	2013	2014	2015	2013	2014	2015
Number - Nombre - Число										
1	Lorries	-	-	-	-	-	-	-	-	-
1.1	Up to 999 kg	-	-	-	-	-	-	-	-	-
1.2	1 000 - 1 499 kg	-	-	-	-	-	-	-	-	-
1.3	1 500 - 2 999 kg	-	-	-	-	-	-	-	-	-
1.4	3 000 - 4 999 kg	-	-	-	-	-	-	-	-	-
1.5	5 000 - 6 999 kg	-	-	-	-	-	-	-	-	-
1.6	7 000 - 9 999 kg	-	-	-	-	-	-	-	-	-
1.7	10 000 - 14 999 kg	-	-	-	-	-	-	-	-	-
1.8	15 000 kg and more	-	-	-	-	-	-	-	-	-
3	Semi-trailers	14 945	17 401	19 107	26 983	30 467	-	-	-	-
3.1	Up to 4 999 kg	-	-	-	-	-	-	-	-	-
3.2	5 000 - 9 999 kg	-	-	-	-	-	-	-	-	-
3.3	10 000 - 14 999 kg	-	-	-	-	-	-	-	-	-
3.4	15 000 - 19 999 kg	-	-	-	-	-	-	-	-	-
3.5	20 000 kg and more	-	-	-	-	-	-	-	-	-
4	Trailers	60 888	62 003	62 186	247 905	271 340	-	11 488	15 148	15 755
4.1	Up to 4 999 kg	-	-	-	-	-	-	-	-	-
4.2	5 000 - 9 999 kg	-	-	-	-	-	-	-	-	-
4.3	10 000 - 14 999 kg	-	-	-	-	-	-	-	-	-
4.4	15 000 kg and more	-	-	-	-	-	-	-	-	-
1 000 tonnes - 1 000 тонн										
5	Lorries	394	393	370	-	265	-	86	119	145
5.1	Up to 999 kg	-	-	-	-	-	-	-	-	-
5.2	1 000 - 1 499 kg	-	-	-	-	-	-	-	-	-
5.3	1 500 - 2 999 kg	-	-	-	-	-	-	-	-	-
5.4	3 000 - 4 999 kg	-	-	-	-	-	-	-	-	-
5.5	5 000 - 6 999 kg	-	-	-	-	-	-	-	-	-
5.6	7 000 - 9 999 kg	-	-	-	-	-	-	-	-	-
5.7	10 000 - 14 999 kg	-	-	-	-	-	-	-	-	-
5.8	15 000 kg and more	-	-	-	-	-	-	-	-	-
6	Semi-trailers	445	520	568	-	-	-	-	-	-
6.1	Up to 4 999 kg	-	-	-	-	-	-	-	-	-
6.2	5 000 - 9 999 kg	-	-	-	-	-	-	-	-	-
6.3	10 000 - 14 999 kg	-	-	-	-	-	-	-	-	-
6.4	15 000 - 19 999 kg	-	-	-	-	-	-	-	-	-
6.5	20 000 kg and more	-	-	-	-	-	-	-	-	-
7	Trailers	79	81	85	-	-	-	161	232	219
7.1	Up to 4 999 kg	-	-	-	-	-	-	-	-	-
7.2	5 000 - 9 999 kg	-	-	-	-	-	-	-	-	-
7.3	10 000 - 14 999 kg	-	-	-	-	-	-	-	-	-
7.4	15 000 kg and more	-	-	-	-	-	-	-	-	-

For notes see end of table.

Voir note à la fin du tableau.

См. примечания в конце таблицы.

ROAD TRANSPORT - TRANSPORT ROUTIER
ДОРОЖНЫЙ ТРАНСПОРТ

3 (b). New goods road vehicles registered during the year - By load capacity

3 (b). Nouveaux véhicules routiers pour le transport de marchandises immatriculés durant l'année -

Par classe de charge utile

3 (b). Новые грузовые автодорожные транспортные средства, зарегистрированные на конец года по грузоподъемности

		Ireland Irlande Ирландия			Italy Italie Италия			Latvia Lettonie Латвия		
		2013	2014	2015	2013	2014	2015	2013	2014 ⁴	2015 ⁴
Number - Nombre - Число										
1	Lorries	-	-	-	-	-	-	-	-	-
1.1	Up to 999 kg	-	-	-	-	-	-	-	-	-
1.2	1 000 - 1 499 kg	-	-	-	-	-	-	-	-	-
1.3	1 500 - 2 999 kg	-	-	-	-	-	-	-	-	-
1.4	3 000 - 4 999 kg	-	-	-	-	-	-	-	-	-
1.5	5 000 - 6 999 kg	-	-	-	-	-	-	-	-	-
1.6	7 000 - 9 999 kg	-	-	-	-	-	-	-	-	-
1.7	10 000 - 14 999 kg	-	-	-	-	-	-	-	-	-
1.8	15 000 kg and more	-	-	-	-	-	-	-	-	-
3	Semi-trailers	-	-	-	2 369	-	-	2 245	746	887
3.1	Up to 4 999 kg	-	-	-	-	-	-	-	-	-
3.2	5 000 - 9 999 kg	-	-	-	-	-	-	-	-	-
3.3	10 000 - 14 999 kg	-	-	-	-	-	-	-	-	-
3.4	15 000 - 19 999 kg	-	-	-	-	-	-	-	-	-
3.5	20 000 kg and more	-	-	-	-	-	-	-	-	-
4	Trailers	-	-	-	3 787	-	-	3 862	2 913	3 136
4.1	Up to 4 999 kg	-	-	-	-	-	-	-	-	-
4.2	5 000 - 9 999 kg	-	-	-	-	-	-	-	-	-
4.3	10 000 - 14 999 kg	-	-	-	-	-	-	-	-	-
4.4	15 000 kg and more	-	-	-	-	-	-	-	-	-
1 000 tonnes - 1 000 тонн										
5	Lorries	11	16	25	93	-	-	18	6	4
5.1	Up to 999 kg	-	-	-	-	-	-	-	-	-
5.2	1 000 - 1 499 kg	-	-	-	-	-	-	-	-	-
5.3	1 500 - 2 999 kg	-	-	-	-	-	-	-	-	-
5.4	3 000 - 4 999 kg	-	-	-	-	-	-	-	-	-
5.5	5 000 - 6 999 kg	-	-	-	-	-	-	-	-	-
5.6	7 000 - 9 999 kg	-	-	-	-	-	-	-	-	-
5.7	10 000 - 14 999 kg	-	-	-	-	-	-	-	-	-
5.8	15 000 kg and more	-	-	-	-	-	-	-	-	-
6	Semi-trailers	-	-	-	-	-	-	64	22	25
6.1	Up to 4 999 kg	-	-	-	-	-	-	-	-	-
6.2	5 000 - 9 999 kg	-	-	-	-	-	-	-	-	-
6.3	10 000 - 14 999 kg	-	-	-	-	-	-	-	-	-
6.4	15 000 - 19 999 kg	-	-	-	-	-	-	-	-	-
6.5	20 000 kg and more	-	-	-	-	-	-	-	-	-
7	Trailers	-	-	-	-	-	-	7	4	3
7.1	Up to 4 999 kg	-	-	-	-	-	-	-	-	-
7.2	5 000 - 9 999 kg	-	-	-	-	-	-	-	-	-
7.3	10 000 - 14 999 kg	-	-	-	-	-	-	-	-	-
7.4	15 000 kg and more	-	-	-	-	-	-	-	-	-

For notes see end of table.

Voir note à la fin du tableau.

См. примечания в конце таблицы.

ROAD TRANSPORT - TRANSPORT ROUTIER
ДОРОЖНЫЙ ТРАНСПОРТ

3 (b). New goods road vehicles registered during the year - By load capacity

3 (b). Nouveaux véhicules routiers pour le transport de marchandises immatriculés durant l'année -

Par classe de charge utile

3 (b). Новые грузовые автодорожные транспортные средства, зарегистрированные на конец года по грузоподъемности

	Liechtenstein Liechtenstein Лихтенштейн			Lithuania ⁵ Lituanie Литва			Malta Malte Мальта		
	2013	2014	2015	2013	2014	2015	2013	2014	2015
Number - Nombre - Число									
1 Lorries	-	-	-	-	-	-	-	-	-
1.1 Up to 999 kg	-	-	-	-	-	-	-	-	-
1.2 1 000 - 1 499 kg	-	-	-	-	-	-	-	-	-
1.3 1 500 - 2 999 kg	-	-	-	-	-	-	-	-	-
1.4 3 000 - 4 999 kg	-	-	-	-	-	-	-	-	-
1.5 5 000 - 6 999 kg	-	-	-	-	-	-	-	-	-
1.6 7 000 - 9 999 kg	-	-	-	-	-	-	-	-	-
1.7 10 000 - 14 999 kg	-	-	-	-	-	-	-	-	-
1.8 15 000 kg and more	-	-	-	-	-	-	-	-	-
3 Semi-trailers	18	14	-	7 758	3 058	3 107	-	-	-
3.1 Up to 4 999 kg	-	-	-	-	-	-	-	-	-
3.2 5 000 - 9 999 kg	-	-	-	-	-	-	-	-	-
3.3 10 000 - 14 999 kg	-	-	-	-	-	-	-	-	-
3.4 15 000 - 19 999 kg	-	-	-	-	-	-	-	-	-
3.5 20 000 kg and more	-	-	-	-	-	-	-	-	-
4 Trailers	133	129	-	3 068	1 286	1 222	-	-	139
4.1 Up to 4 999 kg	-	-	-	-	-	-	-	-	-
4.2 5 000 - 9 999 kg	-	-	-	-	-	-	-	-	-
4.3 10 000 - 14 999 kg	-	-	-	-	-	-	-	-	-
4.4 15 000 kg and more	-	-	-	-	-	-	-	-	-
1 000 tonnes - 1 000 тонн									
5 Lorries	0	0	-	30	26	28	6	6	7
5.1 Up to 999 kg	-	-	-	-	-	-	-	-	-
5.2 1 000 - 1 499 kg	-	-	-	-	-	-	-	-	-
5.3 1 500 - 2 999 kg	-	-	-	-	-	-	-	-	-
5.4 3 000 - 4 999 kg	-	-	-	-	-	-	-	-	-
5.5 5 000 - 6 999 kg	-	-	-	-	-	-	-	-	-
5.6 7 000 - 9 999 kg	-	-	-	-	-	-	-	-	-
5.7 10 000 - 14 999 kg	-	-	-	-	-	-	-	-	-
5.8 15 000 kg and more	-	-	-	-	-	-	-	-	-
6 Semi-trailers	0	0	-	144	68	98	-	-	-
6.1 Up to 4 999 kg	-	-	-	-	-	-	-	-	-
6.2 5 000 - 9 999 kg	-	-	-	-	-	-	-	-	-
6.3 10 000 - 14 999 kg	-	-	-	-	-	-	-	-	-
6.4 15 000 - 19 999 kg	-	-	-	-	-	-	-	-	-
6.5 20 000 kg and more	-	-	-	-	-	-	-	-	-
7 Trailers	1	0	-	26	10	6	-	-	5
7.1 Up to 4 999 kg	-	-	-	-	-	-	-	-	-
7.2 5 000 - 9 999 kg	-	-	-	-	-	-	-	-	-
7.3 10 000 - 14 999 kg	-	-	-	-	-	-	-	-	-
7.4 15 000 kg and more	-	-	-	-	-	-	-	-	-

For notes see end of table.

Voir note à la fin du tableau.

См. примечания в конце таблицы.

ROAD TRANSPORT - TRANSPORT ROUTIER
ДОРОЖНЫЙ ТРАНСПОРТ

3 (b). New goods road vehicles registered during the year - By load capacity

3 (b). Nouveaux véhicules routiers pour le transport de marchandises immatriculés durant l'année -

Par classe de charge utile

3 (b). Новые грузовые автодорожные транспортные средства, зарегистрированные на конец года по грузоподъемности

		Netherlands Pays-Bas Нидерланды			Norway Norvège Норвегия			Poland Pologne Польша		
		2013	2014	2015	2013	2014	2015	2013	2014	2015
Number - Nombre - Число										
1	Lorries	-	-	-	-	-	-	-	-	-
1.1	Up to 999 kg	-	-	-	-	-	-	-	-	-
1.2	1 000 - 1 499 kg	-	-	-	-	-	-	-	-	-
1.3	1 500 - 2 999 kg	-	-	-	-	-	-	-	-	-
1.4	3 000 - 4 999 kg	-	-	-	-	-	-	-	-	-
1.5	5 000 - 6 999 kg	-	-	-	-	-	-	-	-	-
1.6	7 000 - 9 999 kg	-	-	-	-	-	-	-	-	-
1.7	10 000 - 14 999 kg	-	-	-	-	-	-	-	-	-
1.8	15 000 kg and more	-	-	-	-	-	-	-	-	-
3	Semi-trailers	-	-	-	1 201	1 092	-	23 557	25 403	27 584
3.1	Up to 4 999 kg	-	-	-	-	-	-	-	-	-
3.2	5 000 - 9 999 kg	-	-	-	-	-	-	-	-	-
3.3	10 000 - 14 999 kg	-	-	-	-	-	-	-	-	-
3.4	15 000 - 19 999 kg	-	-	-	-	-	-	-	-	-
3.5	20 000 kg and more	-	-	-	-	-	-	-	-	-
4	Trailers	-	-	-	38 341	37 184	-	12 353	11 784	13 894
4.1	Up to 4 999 kg	-	-	-	-	-	-	-	-	-
4.2	5 000 - 9 999 kg	-	-	-	-	-	-	-	-	-
4.3	10 000 - 14 999 kg	-	-	-	-	-	-	-	-	-
4.4	15 000 kg and more	-	-	-	-	-	-	-	-	-
1 000 tonnes - 1 000 тонн										
5	Lorries	54	-	-	-	-	-	107	2 414	2 462
5.1	Up to 999 kg	-	-	-	-	-	-	-	-	-
5.2	1 000 - 1 499 kg	-	-	-	-	-	-	-	-	-
5.3	1 500 - 2 999 kg	-	-	-	-	-	-	-	-	-
5.4	3 000 - 4 999 kg	-	-	-	-	-	-	-	-	-
5.5	5 000 - 6 999 kg	-	-	-	-	-	-	-	-	-
5.6	7 000 - 9 999 kg	-	-	-	-	-	-	-	-	-
5.7	10 000 - 14 999 kg	-	-	-	-	-	-	-	-	-
5.8	15 000 kg and more	-	-	-	-	-	-	-	-	-
6	Semi-trailers	-	-	-	41	38	-	653	719	791
6.1	Up to 4 999 kg	-	-	-	-	-	-	-	-	-
6.2	5 000 - 9 999 kg	-	-	-	-	-	-	-	-	-
6.3	10 000 - 14 999 kg	-	-	-	-	-	-	-	-	-
6.4	15 000 - 19 999 kg	-	-	-	-	-	-	-	-	-
6.5	20 000 kg and more	-	-	-	-	-	-	-	-	-
7	Trailers	-	-	-	57	57	-	62	64	71
7.1	Up to 4 999 kg	-	-	-	-	-	-	-	-	-
7.2	5 000 - 9 999 kg	-	-	-	-	-	-	-	-	-
7.3	10 000 - 14 999 kg	-	-	-	-	-	-	-	-	-
7.4	15 000 kg and more	-	-	-	-	-	-	-	-	-

For notes see end of table.

Voir note à la fin du tableau.

См. примечания в конце таблицы.

ROAD TRANSPORT - TRANSPORT ROUTIER
ДОРОЖНЫЙ ТРАНСПОРТ

3 (b). New goods road vehicles registered during the year - By load capacity

3 (b). Nouveaux véhicules routiers pour le transport de marchandises immatriculés durant l'année -

Par classe de charge utile

3 (b). Новые грузовые автодорожные транспортные средства, зарегистрированные на конец года по грузоподъемности

		Portugal ⁶			Republic of Moldova			Romania		
		Portugal			République de Moldova			Roumanie		
		Португалия			Республика Молдова			Румыния		
		2013	2014	2015	2013	2014	2015	2013	2014	2015
Number - Nombre - Число										
1	Lorries	-	-	-	7 094	5 534	-	-	-	-
1.1	Up to 999 kg	-	-	-	-	1	-	-	-	-
1.2	1 000 - 1 499 kg	-	-	-	1	2	-	-	-	-
1.3	1 500 - 2 999 kg	-	-	-	3 684	2 569	-	-	-	-
1.4	3 000 - 4 999 kg	-	-	-	2 066	1 713	-	-	-	-
1.5	5 000 - 6 999 kg	-	-	-	91	96	-	-	-	-
1.6	7 000 - 9 999 kg	-	-	-	186	147	-	-	-	-
1.7	10 000 - 14 999 kg	-	-	-	177	106	-	-	-	-
1.8	15 000 kg and more	-	-	-	889	900	-	-	-	-
3	Semi-trailers	5 041	5 873	-	638	772	563	6 354	-	8 982
3.1	Up to 4 999 kg	-	-	-	7	9	-	-	-	-
3.2	5 000 - 9 999 kg	-	-	-	1	1	-	-	-	-
3.3	10 000 - 14 999 kg	-	-	-	2	2	-	-	-	-
3.4	15 000 - 19 999 kg	-	-	-	-	2	-	-	-	-
3.5	20 000 kg and more	-	-	-	628	758	-	-	-	-
4	Trailers	-	-	-	986	1 024	1 193	13 791	-	16 301
4.1	Up to 4 999 kg	-	-	-	828	830	-	-	-	-
4.2	5 000 - 9 999 kg	-	-	-	63	80	-	-	-	-
4.3	10 000 - 14 999 kg	-	-	-	10	12	-	-	-	-
4.4	15 000 kg and more	-	-	-	85	102	-	-	-	-
1 000 tonnes - 1 000 тонн										
5	Lorries	-	-	-	39	34	-	47	-	-
5.1	Up to 999 kg	-	-	-	-	0	-	-	-	-
5.2	1 000 - 1 499 kg	-	-	-	0	0	-	-	-	-
5.3	1 500 - 2 999 kg	-	-	-	9	6	-	-	-	-
5.4	3 000 - 4 999 kg	-	-	-	7	6	-	-	-	-
5.5	5 000 - 6 999 kg	-	-	-	1	1	-	-	-	-
5.6	7 000 - 9 999 kg	-	-	-	1	1	-	-	-	-
5.7	10 000 - 14 999 kg	-	-	-	2	1	-	-	-	-
5.8	15 000 kg and more	-	-	-	19	19	-	-	-	-
6	Semi-trailers	-	-	-	23	28	20	-	-	-
6.1	Up to 4 999 kg	-	-	-	0	0	-	-	-	-
6.2	5 000 - 9 999 kg	-	-	-	0	0	-	-	-	-
6.3	10 000 - 14 999 kg	-	-	-	0	0	-	-	-	-
6.4	15 000 - 19 999 kg	-	-	-	-	0	-	-	-	-
6.5	20 000 kg and more	-	-	-	23	28	-	-	-	-
7	Trailers	-	-	-	3	4	4	-	-	-
7.1	Up to 4 999 kg	-	-	-	1	1	-	-	-	-
7.2	5 000 - 9 999 kg	-	-	-	0	0	-	-	-	-
7.3	10 000 - 14 999 kg	-	-	-	0	0	-	-	-	-
7.4	15 000 kg and more	-	-	-	2	2	-	-	-	-

For notes see end of table.

Voir note à la fin du tableau.

См. примечания в конце таблицы.

ROAD TRANSPORT - TRANSPORT ROUTIER
ДОРОЖНЫЙ ТРАНСПОРТ

3 (b). New goods road vehicles registered during the year - By load capacity

3 (b). Nouveaux véhicules routiers pour le transport de marchandises immatriculés durant l'année -

Par classe de charge utile

3 (b). Новые грузовые автодорожные транспортные средства, зарегистрированные на конец года по грузоподъемности

		Russian Federation Fédération de Russie Российская Федерация			Serbia ⁷ Serbie Сербия			Slovakia Slovaquie Словакия		
		2013	2014	2015	2013	2014	2015	2013	2014	2015
Number - Nombre - Число										
1	Lorries	267 432	195 164	-	1 817	3 360	-	-	-	-
1.1	Up to 999 kg	-	-	-	1	2	-	-	-	-
1.2	1 000 - 1 499 kg	-	-	-	257	99	-	-	-	-
1.3	1 500 - 2 999 kg	-	-	-	1 285	1 567	-	-	-	-
1.4	3 000 - 4 999 kg	-	-	-	603	564	-	-	-	-
1.5	5 000 - 6 999 kg	-	-	-	62	65	-	-	-	-
1.6	7 000 - 9 999 kg	-	-	-	81	68	-	-	-	-
1.7	10 000 - 14 999 kg	-	-	-	18	21	-	-	-	-
1.8	15 000 kg and more	-	-	-	57	549	-	-	-	-
3	Semi-trailers	27 107	22 047	19 904	-	-	-	11 720	13 666	11 338
3.1	Up to 4 999 kg	-	-	-	-	-	-	-	-	-
3.2	5 000 - 9 999 kg	-	-	-	-	-	-	-	-	-
3.3	10 000 - 14 999 kg	-	-	-	-	-	-	-	-	-
3.4	15 000 - 19 999 kg	-	-	-	-	-	-	-	-	-
3.5	20 000 kg and more	-	-	-	-	-	-	-	-	-
4	Trailers	122 987	127 210	116 046	-	-	-	2 714	2 817	3 105
4.1	Up to 4 999 kg	-	-	-	-	-	-	-	-	-
4.2	5 000 - 9 999 kg	-	-	-	-	-	-	-	-	-
4.3	10 000 - 14 999 kg	-	-	-	-	-	-	-	-	-
4.4	15 000 kg and more	-	-	-	-	-	-	-	-	-
1 000 tonnes - 1 000 тонн										
5	Lorries	-	-	-	-	-	-	-	-	16
5.1	Up to 999 kg	-	-	-	-	-	-	-	-	-
5.2	1 000 - 1 499 kg	-	-	-	-	-	-	-	-	-
5.3	1 500 - 2 999 kg	-	-	-	-	-	-	-	-	-
5.4	3 000 - 4 999 kg	-	-	-	-	-	-	-	-	-
5.5	5 000 - 6 999 kg	-	-	-	-	-	-	-	-	-
5.6	7 000 - 9 999 kg	-	-	-	-	-	-	-	-	-
5.7	10 000 - 14 999 kg	-	-	-	-	-	-	-	-	-
5.8	15 000 kg and more	-	-	-	-	-	-	-	-	-
6	Semi-trailers	-	-	-	-	-	-	-	-	-
6.1	Up to 4 999 kg	-	-	-	-	-	-	-	-	-
6.2	5 000 - 9 999 kg	-	-	-	-	-	-	-	-	-
6.3	10 000 - 14 999 kg	-	-	-	-	-	-	-	-	-
6.4	15 000 - 19 999 kg	-	-	-	-	-	-	-	-	-
6.5	20 000 kg and more	-	-	-	-	-	-	-	-	-
7	Trailers	-	-	-	-	-	-	-	-	-
7.1	Up to 4 999 kg	-	-	-	-	-	-	-	-	-
7.2	5 000 - 9 999 kg	-	-	-	-	-	-	-	-	-
7.3	10 000 - 14 999 kg	-	-	-	-	-	-	-	-	-
7.4	15 000 kg and more	-	-	-	-	-	-	-	-	-

For notes see end of table.

Voir note à la fin du tableau.

См. примечания в конце таблицы.

ROAD TRANSPORT - TRANSPORT ROUTIER
ДОРОЖНЫЙ ТРАНСПОРТ

3 (b). New goods road vehicles registered during the year - By load capacity

3 (b). Nouveaux véhicules routiers pour le transport de marchandises immatriculés durant l'année -

Par classe de charge utile

3 (b). Новые грузовые автодорожные транспортные средства, зарегистрированные на конец года по грузоподъемности

		Slovenia Slovénie Словения			Spain Espagne Испания			Sweden Suède Швеция		
		2013	2014	2015	2013	2014	2015	2013	2014	2015
Number - Nombre - Число										
1	Lorries	-	-	-	-	-	-	-	-	-
1.1	Up to 999 kg	-	-	-	-	-	-	-	-	-
1.2	1 000 - 1 499 kg	-	-	-	-	-	-	-	-	-
1.3	1 500 - 2 999 kg	-	-	-	-	-	-	-	-	-
1.4	3 000 - 4 999 kg	-	-	-	-	-	-	-	-	-
1.5	5 000 - 6 999 kg	-	-	-	-	-	-	-	-	-
1.6	7 000 - 9 999 kg	-	-	-	-	-	-	-	-	-
1.7	10 000 - 14 999 kg	-	-	-	-	-	-	-	-	-
1.8	15 000 kg and more	-	-	-	-	-	-	-	-	-
3	Semi-trailers	530	784	-	5 930	-	-	2 204	2 872	2 423
3.1	Up to 4 999 kg	-	-	-	-	-	-	-	-	-
3.2	5 000 - 9 999 kg	-	-	-	-	-	-	-	-	-
3.3	10 000 - 14 999 kg	-	-	-	-	-	-	-	-	-
3.4	15 000 - 19 999 kg	-	-	-	-	-	-	-	-	-
3.5	20 000 kg and more	-	-	-	-	-	-	-	-	-
4	Trailers	837	1 123	-	5 014	-	-	31 376	37 633	41 621
4.1	Up to 4 999 kg	-	-	-	-	-	-	-	-	-
4.2	5 000 - 9 999 kg	-	-	-	-	-	-	-	-	-
4.3	10 000 - 14 999 kg	-	-	-	-	-	-	-	-	-
4.4	15 000 kg and more	-	-	-	-	-	-	-	-	-
1 000 tonnes - 1 000 тонн										
5	Lorries	10	11	-	118	-	-	87	95	100
5.1	Up to 999 kg	-	-	-	-	-	-	-	-	-
5.2	1 000 - 1 499 kg	-	-	-	-	-	-	-	-	-
5.3	1 500 - 2 999 kg	-	-	-	-	-	-	-	-	-
5.4	3 000 - 4 999 kg	-	-	-	-	-	-	-	-	-
5.5	5 000 - 6 999 kg	-	-	-	-	-	-	-	-	-
5.6	7 000 - 9 999 kg	-	-	-	-	-	-	-	-	-
5.7	10 000 - 14 999 kg	-	-	-	-	-	-	-	-	-
5.8	15 000 kg and more	-	-	-	-	-	-	-	-	-
6	Semi-trailers	17	25	-	162	-	-	73	95	78
6.1	Up to 4 999 kg	-	-	-	-	-	-	-	-	-
6.2	5 000 - 9 999 kg	-	-	-	-	-	-	-	-	-
6.3	10 000 - 14 999 kg	-	-	-	-	-	-	-	-	-
6.4	15 000 - 19 999 kg	-	-	-	-	-	-	-	-	-
6.5	20 000 kg and more	-	-	-	-	-	-	-	-	-
7	Trailers	8	12	-	42	-	-	56	62	75
7.1	Up to 4 999 kg	-	-	-	-	-	-	-	-	-
7.2	5 000 - 9 999 kg	-	-	-	-	-	-	-	-	-
7.3	10 000 - 14 999 kg	-	-	-	-	-	-	-	-	-
7.4	15 000 kg and more	-	-	-	-	-	-	-	-	-

For notes see end of table.

Voir note à la fin du tableau.

См. примечания в конце таблицы.

ROAD TRANSPORT - TRANSPORT ROUTIER
ДОРОЖНЫЙ ТРАНСПОРТ

3 (b). New goods road vehicles registered during the year - By load capacity

3 (b). Nouveaux véhicules routiers pour le transport de marchandises immatriculés durant l'année -

Par classe de charge utile

3 (b). Новые грузовые автодорожные транспортные средства, зарегистрированные на конец года по грузоподъемности

	Switzerland			The FYR of Macedonia*			Turkey		
	Suisse			L'ex-République yougoslave de Macédoine			Turquie		
	Швейцария			Бывшая Югославская Республика Македония			Турция		
	2013	2014	2015	2013	2014	2015	2013	2014	2015
Number - Nombre - Число									
1 Lorries	-	-	-	2 225	2 162	-	17 542	17 163	23 540
1.1 Up to 999 kg	-	-	-	-	-	-	-	321	356
1.2 1 000 - 1 499 kg	-	-	-	-	-	-	-	122	284
1.3 1 500 - 2 999 kg	-	-	-	-	-	-	-	1 280	1 296
1.4 3 000 - 4 999 kg	-	-	-	-	-	-	-	3 008	3 835
1.5 5 000 - 6 999 kg	-	-	-	-	-	-	-	2 065	2 434
1.6 7 000 - 9 999 kg	-	-	-	-	-	-	-	2 342	2 957
1.7 10 000 - 14 999 kg	-	-	-	-	-	-	-	3 808	5 249
1.8 15 000 kg and more	-	-	-	-	-	-	-	4 217	7 129
3 Semi-trailers	810	1 060	-	-	-	-	25 093	26 811	24 062
3.1 Up to 4 999 kg	-	-	-	-	-	-	-	83	46
3.2 5 000 - 9 999 kg	-	-	-	-	-	-	-	21	22
3.3 10 000 - 14 999 kg	-	-	-	-	-	-	-	36	61
3.4 15 000 - 19 999 kg	-	-	-	-	-	-	-	26 504	23 751
3.5 20 000 kg and more	-	-	-	-	-	-	-	167	182
4 Trailers	14 150	14 090	-	-	-	2 117	433	408	583
4.1 Up to 4 999 kg	-	-	-	-	-	-	-	152	260
4.2 5 000 - 9 999 kg	-	-	-	-	-	-	-	30	46
4.3 10 000 - 14 999 kg	-	-	-	-	-	-	-	172	230
4.4 15 000 kg and more	-	-	-	-	-	-	-	54	47
1 000 tonnes - 1 000 тонн									
5 Lorries	56	64	-	-	-	3	-	-	-
5.1 Up to 999 kg	-	-	-	-	-	-	-	-	-
5.2 1 000 - 1 499 kg	-	-	-	-	-	-	-	-	-
5.3 1 500 - 2 999 kg	-	-	-	-	-	-	-	-	-
5.4 3 000 - 4 999 kg	-	-	-	-	-	-	-	-	-
5.5 5 000 - 6 999 kg	-	-	-	-	-	-	-	-	-
5.6 7 000 - 9 999 kg	-	-	-	-	-	-	-	-	-
5.7 10 000 - 14 999 kg	-	-	-	-	-	-	-	-	-
5.8 15 000 kg and more	-	-	-	-	-	-	-	-	-
6 Semi-trailers	19	25	-	-	-	-	-	-	-
6.1 Up to 4 999 kg	-	-	-	-	-	-	-	-	-
6.2 5 000 - 9 999 kg	-	-	-	-	-	-	-	-	-
6.3 10 000 - 14 999 kg	-	-	-	-	-	-	-	-	-
6.4 15 000 - 19 999 kg	-	-	-	-	-	-	-	-	-
6.5 20 000 kg and more	-	-	-	-	-	-	-	-	-
7 Trailers	30	30	-	-	-	-	-	-	-
7.1 Up to 4 999 kg	-	-	-	-	-	-	-	-	-
7.2 5 000 - 9 999 kg	-	-	-	-	-	-	-	-	-
7.3 10 000 - 14 999 kg	-	-	-	-	-	-	-	-	-
7.4 15 000 kg and more	-	-	-	-	-	-	-	-	-

* The former Yugoslav Republic of Macedonia

For notes see end of table.

Voir note à la fin du tableau.

См. примечания в конце таблицы.

ROAD TRANSPORT - TRANSPORT ROUTIER
ДОРОЖНЫЙ ТРАНСПОРТ

3 (b). New goods road vehicles registered during the year - By load capacity

3 (b). Nouveaux véhicules routiers pour le transport de marchandises immatriculés durant l'année -

Par classe de charge utile

3 (b). Новые грузовые автодорожные транспортные средства, зарегистрированные на конец года по грузоподъемности

		United Kingdom ⁸		
		Royaume-Uni		
		Соединенное Королевство		
		2013	2014	2015
Number - Nombre - Число				
1	Lorries	-	-	-
1.1	Up to 999 kg	-	-	-
1.2	1 000 - 1 499 kg	-	-	-
1.3	1 500 - 2 999 kg	-	-	-
1.4	3 000 - 4 999 kg	-	-	-
1.5	5 000 - 6 999 kg	-	-	-
1.6	7 000 - 9 999 kg	-	-	-
1.7	10 000 - 14 999 kg	-	-	-
1.8	15 000 kg and more	-	-	-
3	Semi-trailers	-	-	-
3.1	Up to 4 999 kg	-	-	-
3.2	5 000 - 9 999 kg	-	-	-
3.3	10 000 - 14 999 kg	-	-	-
3.4	15 000 - 19 999 kg	-	-	-
3.5	20 000 kg and more	-	-	-
4	Trailers	-	-	-
4.1	Up to 4 999 kg	-	-	-
4.2	5 000 - 9 999 kg	-	-	-
4.3	10 000 - 14 999 kg	-	-	-
4.4	15 000 kg and more	-	-	-
1 000 tonnes - 1 000 тонн				
5	Lorries	-	-	403
5.1	Up to 999 kg	-	-	-
5.2	1 000 - 1 499 kg	-	-	-
5.3	1 500 - 2 999 kg	-	-	-
5.4	3 000 - 4 999 kg	-	-	-
5.5	5 000 - 6 999 kg	-	-	-
5.6	7 000 - 9 999 kg	-	-	-
5.7	10 000 - 14 999 kg	-	-	-
5.8	15 000 kg and more	-	-	-
6	Semi-trailers	-	-	-
6.1	Up to 4 999 kg	-	-	-
6.2	5 000 - 9 999 kg	-	-	-
6.3	10 000 - 14 999 kg	-	-	-
6.4	15 000 - 19 999 kg	-	-	-
6.5	20 000 kg and more	-	-	-
7	Trailers	-	-	-
7.1	Up to 4 999 kg	-	-	-
7.2	5 000 - 9 999 kg	-	-	-
7.3	10 000 - 14 999 kg	-	-	-
7.4	15 000 kg and more	-	-	-

For notes see end of table.

Voir note à la fin du tableau.

См. примечания в конце таблицы.

ROAD TRANSPORT - TRANSPORT ROUTIER
ДОРОЖНЫЙ ТРАНСПОРТ

NOTES TO TABLE 3 (b) - NOTES DU TABLEAU 3 (b) - ПРИМЕЧАНИЯ К ТАБЛИЦЕ 3 (b)

Country notes - Notes relatives aux pays - Примечания к данным, представляемым странами

1) "Lorries" include road tractors.	1) «Camions» comprend les tracteurs routiers.	1) Статья «Грузовые автомобили» включает дорожные тягачи.
2) "Trailers" includes semi-trailers.	2) «Remorques» comprend les semi-remorques.	2) Статья «Прицепы» включает полуприцепы.
3) Includes both new vehicles and used vehicles from abroad.	3) Comprend à la fois les véhicules neufs et les véhicules d'occasion de l'étranger.	3) Включает новые и подержанные транспортные средства из-за границы.
4) Includes vehicles that have been manufactured in the indicated or previous year only.	4) Comprend les véhicules fabriqués seulement dans l'année indiquée ou l'année précédente.	4) Включает транспортные средства, которые были произведены в указанном или предыдущем году.
5) Includes new and re-registered vehicles.	5) Comprend les nouveaux véhicules et les véhicules ré-immatriculés.	5) Включает новые и повторно зарегистрированные транспортные
6) "Semi-trailers" include trailers.	6) «Semi-remorques» comprend les remorques.	6) Статья «Полуприцепы» включает прицепы.
7) Refers to number of first time registered vehicles in the previous 2 years.	7) Désigne le nombre de véhicules immatriculés pour la première fois au cours des 2 dernières années.	7) Относится к числу впервые зарегистрированных транспортных средств за последние 2 года.
8) Great Britain only.	8) La Grande-Bretagne seulement.	8) Только Великобритания.

ROAD TRANSPORT - TRANSPORT ROUTIER
ДОРОЖНЫЙ ТРАНСПОРТ

4. Road traffic indicators (Passenger and good vehicles)**4. Indicateurs du trafic routier (véhicules routiers pour le transport des voyageurs et des marchandises)****4. Указатели дорожного движения (пассажиры и грузовые автомобили)**

Item	Description	Rubrique	Description
1	Motor vehicles movement on national territory (million vehicle-kilometres)	1	Mouvements de véhicules automobiles sur le territoire national (millions de véhicules-kilomètres)
1.1	- Motorcycles	1.1	- Motocycles
1.2	- Passenger cars	1.2	- Voitures particulières
1.3	- Motor coaches, Buses and Trolleybuses	1.3	- Autobus, autocars et trolleybus
1.4	- Lorries and road tractors	1.4	- Camions et tracteurs routiers
2	Passenger transport on national territory (million passenger-kilometres)	2	Transport de voyageurs sur le territoire national (millions de voyageurs-kilomètres)
2.1	- Motorcycles	2.1	- Motocycles
2.2	- Passenger cars	2.2	- Voitures particulières
2.3	- Motor coaches, Buses and Trolleybuses	2.3	- Autobus, autocars et trolleybus
3	Goods carried in thousand tonnes	3	Marchandises transportées en milles de tonnes
3.1	- National transport	3.1	- Transport national
3.2	- International transport - loaded	3.2	- Transport international - chargements
3.3	- International transport - unloaded	3.3	- Transport international - déchargements
3.4	- Cross trade road transport	3.4	- Transport routier international effectué par des tiers
3.5	- Road cabotage transport	3.5	- Cabotage routier
4	Goods carried in million tonnes-kilometres	4	Marchandises transportées (millions de tonnes-kilomètres)
4.1	- National transport	4.1	- Transport national
4.2	- International transport - loaded	4.2	- Transport international - chargements
4.3	- International transport - unloaded	4.3	- Transport international - déchargements
4.4	- Cross trade road transport	4.4	- Transport routier international effectué par des tiers
4.5	- Road cabotage transport	4.5	- Cabotage routier

Статья	Описание
1	Дорожное движение по национальной территории - транспортное средство-км (млн.)
1.1	- Мотоциклы
1.2	- Легковые автомобили
1.3	- Автобусы дальнего следования, городские автобусы и троллейбусы
1.4	- Грузовые автомобили и дорожные тягачи
2	Пассажиры по национальной территории - пассажиро-км (млн.)
2.1	- Мотоциклы
2.2	- Легковые автомобили
2.3	- Автобусы дальнего следования, городские автобусы и троллейбусы
3	Перевезенные грузы в 1 000 тонн
3.1	- Национальные перевозки
3.2	- Международные перевозки - загрузка в стране
3.3	- Международные перевозки - разгрузка в стране
3.4	- Автодорожная перевозка, осуществляемая третьей стороной
3.5	- Автодорожная каботажная перевозка
4	Перевезенные грузы в млн тонн-км
4.1	- Национальные перевозки
4.2	- Международные перевозки - загрузка в стране
4.3	- Международные перевозки - разгрузка в стране
4.4	- Автодорожная перевозка, осуществляемая третьей стороной
4.5	- Автодорожная каботажная перевозка

ROAD TRANSPORT - TRANSPORT ROUTIER
ДОРОЖНЫЙ ТРАНСПОРТ

4. Road traffic indicators (Passenger and good vehicles)

4. Indicateurs du trafic routier (véhicules routiers pour le transport des voyageurs et des marchandises)

4. Показатели дорожного движения (пассажиры и грузовые автомобили)

	Armenia ¹ Arménie Армения			Austria Autriche Австрия			Azerbaijan Azerbaïdjan Азербайджан		
	2013	2014	2015	2013	2014	2015	2013	2014	2015
1 Vehicle-kilometres	-	-	-	78 107	-	-	-	-	-
1.1 - Motorcycles	-	-	-	1 617	-	-	-	-	-
1.2 - Passenger cars	240	236	-	64 541	-	-	-	-	-
1.3 - Motor coaches, Buses, etc.	175	168	-	507	-	-	-	-	-
1.4 - Lorries and road tractors	158	165	-	11 442	-	-	-	-	-
2 Passenger-kilometres	-	-	-	86 132	-	-	21 880	22 992	23 825
2.1 - Motorcycles	-	-	-	1 778	-	-	-	-	-
2.2 - Passenger cars	132	119	-	74 837	-	-	1 217	1 296	1 370
2.3 - Motor coaches, Buses, etc.	2 471	2 476	-	9 517	-	-	20 663	21 696	22 455
3 Tonne of goods carried	-	-	-	325 428	349 488	350 992	125 222	128 603	137 605
3.1 - National	6 400	4 400	-	300 211	323 221	325 616	-	-	-
3.2 - International - loaded	100	100	-	10 070	10 743	10 539	-	-	-
3.3 - International - unloaded	200	200	-	9 952	10 173	9 870	-	-	-
3.4 - Cross trade transport	-	-	-	1 492	1 662	1 702	-	-	-
3.5 - Road cabotage transport	-	-	-	3 704	3 689	3 266	-	-	-
4 Tonne-km of goods carried	-	-	-	15 524	16 605	17 161	14 140	14 516	15 532
4.1 - National	769	823	-	13 300	14 197	14 843	-	-	-
4.2 - International - loaded	-	-	-	1 090	1 193	1 153	-	-	-
4.3 - International - unloaded	-	-	-	975	1 027	975	-	-	-
4.4 - Cross trade transport	-	-	-	159	189	190	-	-	-
4.5 - Road cabotage transport	-	-	-	-	-	-	-	-	-

	Belarus ² Bélarus Беларусь			Belgium Belgique Бельгия			Bosnia-Herzegovina Bosnie-Herzégovine Босния и Герцеговина		
	2013	2014	2015	2013	2014	2015	2013	2014	2015
1 Vehicle-kilometres	1 480 021	1 382 595	-	102 420	-	-	-	-	-
1.1 - Motorcycles	-	-	-	1 250	-	-	-	-	-
1.2 - Passenger cars	947	538	-	80 370	-	-	-	-	-
1.3 - Motor coaches, Buses, etc.	478 915	476 043	-	960	-	-	-	-	-
1.4 - Lorries and road tractors	1 000 160	906 014	-	19 840	-	-	-	-	-
2 Passenger-kilometres	12 628	11 808	-	132 615	-	-	1 764	1 665	1 690
2.1 - Motorcycles	-	-	-	1 254	-	-	-	-	-
2.2 - Passenger cars	208	189	-	109 845	-	-	-	-	-
2.3 - Motor coaches, Buses, etc.	12 419	11 619	-	21 516	-	-	-	-	-
3 Tonne of goods carried	192 475	191 660	-	300 563	299 423	263 991	6 348	7 225	8 287
3.1 - National	181 842	180 074	-	248 818	250 660	211 373	-	-	-
3.2 - International - loaded	-	-	-	25 720	23 670	24 407	-	-	-
3.3 - International - unloaded	-	-	-	17 986	17 277	18 752	-	-	-
3.4 - Cross trade transport	-	-	-	8 039	7 816	9 459	-	-	-
3.5 - Road cabotage transport	-	-	-	-	-	-	-	-	-
4 Tonne-km of goods carried	25 603	26 587	-	32 795	31 808	31 729	2 658	3 216	3 405
4.1 - National	-	9 729	-	18 979	19 167	18 915	-	-	-
4.2 - International - loaded	-	-	-	6 619	6 070	6 019	-	-	-
4.3 - International - unloaded	-	-	-	4 594	4 196	4 035	-	-	-
4.4 - Cross trade transport	-	-	-	2 603	2 375	2 760	-	-	-
4.5 - Road cabotage transport	-	-	-	-	-	-	-	-	-

For notes see end of table.

Voir note à la fin du tableau.

См. примечания в конце таблицы.

ROAD TRANSPORT - TRANSPORT ROUTIER ДОРОЖНЫЙ ТРАНСПОРТ

4. Road traffic indicators (Passenger and good vehicles)

4. Indicateurs du trafic routier (véhicules routiers pour le transport des voyageurs et des marchandises)

4. Показатели дорожного движения (пассажирыские и грузовые автомобили)

	Bulgaria ³ Bulgarie Болгария			Croatia ^{4,5} Croatie Хорватия			Cyprus Chypre Кипр		
	2013	2014	2015	2013	2014	2015	2013	2014	2015
1 Vehicle-kilometres	1 522	1 400	-	20 216	20 440	21 195	-	-	-
1.1 - Motorcycles	-	-	-	189	195	215	-	-	-
1.2 - Passenger cars	-	-	-	18 000	18 295	18 850	-	-	-
1.3 - Motor coaches, Buses, etc.	466	440	-	300	290	300	-	-	-
1.4 - Lorries and road tractors	1 056	960	-	1 727	1 660	1 830	-	-	-
2 Passenger-kilometres	8 667	9 920	-	30 859	30 962	31 171	-	-	-
2.1 - Motorcycles	-	-	-	1 207	1 257	1 401	-	-	-
2.2 - Passenger cars	-	-	-	26 145	26 057	26 393	-	-	-
2.3 - Motor coaches, Buses, etc.	8 667	9 920	-	3 507	3 648	3 377	-	-	-
3 Tonne of goods carried	160 267	153 262	-	67 500	66 146	66 491	16 122	14 585	14 402
3.1 - National	137 457	132 984	-	59 090	56 425	54 966	16 099	14 569	14 384
3.2 - International - loaded	6 429	5 760	-	3 537	4 084	4 686	7	6	6
3.3 - International - unloaded	4 183	3 845	-	3 627	3 926	4 423	16	11	12
3.4 - Cross trade transport	9 874	7 831	-	1 245	1 711	2 360	-	-	-
3.5 - Road cabotage transport	2 325	2 842	-	-	-	56	-	-	-
4 Tonne-km of goods carried	27 237	27 922	-	9 133	9 381	10 439	635	538	563
4.1 - National	7 192	6 826	-	4 284	3 931	4 055	618	526	548
4.2 - International - loaded	5 947	6 161	-	1 819	2 012	2 182	8	6	8
4.3 - International - unloaded	3 169	3 675	-	1 857	1 941	2 229	8	7	7
4.4 - Cross trade transport	9 914	9 879	-	1 173	1 496	1 954	-	-	-
4.5 - Road cabotage transport	1 016	1 380	-	-	-	19	-	-	-

	Czechia ⁶ Tchéquie Чехия			Estonia ⁷ Estonie Эстония			Finland Finlande Финляндия		
	2013	2014	2015	2013	2014	2015	2013	2014	2015
1 Vehicle-kilometres	47 156	-	-	9 112	9 472	9 976	55 331	55 741	56 306
1.1 - Motorcycles	-	-	-	-	38	44	1 161	1 161	1 161
1.2 - Passenger cars	-	-	-	7 377	8 212	8 476	46 510	46 800	47 355
1.3 - Motor coaches, Buses, etc.	-	-	-	158	161	175	580	580	580
1.4 - Lorries and road tractors	-	-	-	1 576	1 061	1 281	7 080	7 200	7 210
2 Passenger-kilometres	79 382	-	-	-	-	-	73 816	74 221	74 996
2.1 - Motorcycles	-	-	-	-	-	-	1 161	1 161	1 161
2.2 - Passenger cars	64 650	-	-	-	-	-	65 115	65 520	66 295
2.3 - Motor coaches, Buses, etc.	14 732	-	-	1 930	1 976	2 359	7 540	7 540	7 540
3 Tonne of goods carried	351 517	-	-	31 083	27 346	28 154	274 613	280 099	271 882
3.1 - National	289 146	-	-	25 545	21 438	22 281	269 450	273 879	267 465
3.2 - International - loaded	25 030	-	-	1 799	1 799	1 629	2 588	2 532	1 922
3.3 - International - unloaded	20 028	-	-	1 366	1 438	1 282	1 852	2 370	1 443
3.4 - Cross trade transport	12 970	-	-	1 319	1 573	1 681	348	357	388
3.5 - Road cabotage transport	4 343	-	-	1 053	1 098	1 281	375	962	665
4 Tonne-km of goods carried	54 893	-	-	5 987	6 306	6 259	24 427	23 400	24 485
4.1 - National	15 401	-	-	1 593	1 540	1 523	20 967	20 296	21 432
4.2 - International - loaded	14 572	-	-	1 706	1 793	1 710	1 710	1 494	1 417
4.3 - International - unloaded	13 268	-	-	1 141	1 279	1 219	1 088	1 028	999
4.4 - Cross trade transport	10 316	-	-	1 267	1 327	1 360	424	333	430
4.5 - Road cabotage transport	1 336	-	-	281	367	447	240	249	208

For notes see end of table.

Voir note à la fin du tableau.

См. примечания в конце таблицы.

ROAD TRANSPORT - TRANSPORT ROUTIER ДОРОЖНЫЙ ТРАНСПОРТ

4. Road traffic indicators (Passenger and good vehicles)

4. Indicateurs du trafic routier (véhicules routiers pour le transport des voyageurs et des marchandises)

4. Показатели дорожного движения (пассажирские и грузовые автомобили)

	France France Франция			Germany Allemagne Германия			Hungary ⁸ Hongrie Венгрия		
	2013	2014	2015	2013	2014	2015	2013	2014	2015
1 Vehicle-kilometres	567 829	572 394	584 914	-	-	-	36 056	36 771	38 581
1.1 - Motorcycles	13 932	13 932	13 932	-	-	-	407	407	433
1.2 - Passenger cars	428 471	432 813	540 833	-	-	-	24 379	25 435	26 707
1.3 - Motor coaches, Buses, etc.	3 561	3 623	3 678	-	-	-	663	683	669
1.4 - Lorries and road tractors	121 865	122 026	26 471	-	-	-	9 873	10 246	10 772
2 Passenger-kilometres	871 782	852 450	809 218	-	-	-	-	-	-
2.1 - Motorcycles	-	13 918	13 932	-	-	-	-	-	-
2.2 - Passenger cars	819 442	788 970	724 103	-	-	-	-	-	-
2.3 - Motor coaches, Buses, etc.	52 340	49 562	71 183	-	-	-	16 242	16 389	16 399
3 Tonnes of goods carried	2 001 417	1 918 321	1 797 053	2 938 189	3 052 072	-	169 211	193 112	198 743
3.1 - National	1 955 147	1 871 376	1 756 386	2 809 265	2 924 157	-	132 149	154 256	158 490
3.2 - International - loaded	22 048	22 544	19 214	63 608	64 358	-	10 589	10 486	10 749
3.3 - International - unloaded	22 055	22 259	18 400	47 564	45 556	-	9 222	10 427	11 066
3.4 - Cross trade transport	639	394	587	5 868	5 951	-	13 252	13 994	14 393
3.5 - Road cabotage transport	2 040	1 748	2 466	11 883	12 044	-	3 999	3 950	4 045
4 Tonne-km of goods carried	171 709	165 172	153 575	305 781	310 142	-	35 814	37 517	38 352
4.1 - National	155 917	151 094	141 231	256 715	263 024	-	9 228	9 637	10 366
4.2 - International - loaded	7 720	6 911	6 009	24 443	23 326	-	7 637	7 593	7 670
4.3 - International - unloaded	7 448	6 629	5 869	18 868	18 204	-	6 874	7 262	7 229
4.4 - Cross trade transport	329	240	281	3 965	3 813	-	11 101	11 919	11 993
4.5 - Road cabotage transport	295	298	185	1 786	1 770	-	977	1 106	1 094

	Ireland ⁹ Irlande Ирландия			Italy Italie Италия			Latvia Lettonie Латвия		
	2013	2014	2015	2013	2014	2015	2013	2014	2015
1 Vehicle-kilometres	39 626	39 801	45 950	75 122	-	-	-	-	-
1.1 - Motorcycles	103	103	102	-	-	-	-	-	-
1.2 - Passenger cars	32 031	31 457	34 609	-	-	-	-	-	-
1.3 - Motor coaches, Buses, etc.	1 172	1 242	1 287	-	-	-	-	-	-
1.4 - Lorries and road tractors	6 320	6 999	7 290	-	-	-	-	-	-
2 Passenger-kilometres	-	-	-	770 590	794 136	-	14 466	15 346	16 273
2.1 - Motorcycles	-	-	-	40 729	41 661	-	-	-	-
2.2 - Passenger cars	-	-	-	620 368	642 920	-	11 733	12 626	13 543
2.3 - Motor coaches, Buses, etc.	-	-	-	109 493	109 555	-	2 733	2 721	2 730
3 Tonne of goods carried	108 831	112 499	118 059	1 023 872	963 056	-	60 610	62 239	62 569
3.1 - National	102 761	106 214	111 191	998 352	937 371	-	50 484	50 565	48 517
3.2 - International - loaded	2 407	2 550	2 941	9 750	9 770	-	4 166	4 250	4 318
3.3 - International - unloaded	2 076	1 961	2 333	-	-	-	2 453	2 710	2 564
3.4 - Cross trade transport	865	789	1 007	442	661	-	2 556	3 481	4 095
3.5 - Road cabotage transport	721	985	587	1 778	2 536	-	951	1 233	3 075
4 Tonne-km of goods carried	9 138	9 772	9 844	127 241	117 813	-	12 816	13 670	14 690
4.1 - National	7 139	7 674	7 707	111 902	102 306	-	2 803	2 740	2 753
4.2 - International - loaded	826	865	851	-	-	-	4 094	4 038	4 155
4.3 - International - unloaded	701	734	687	-	-	-	2 156	2 229	2 423
4.4 - Cross trade transport	408	439	548	-	-	-	3 460	4 209	4 678
4.5 - Road cabotage transport	64	60	51	-	-	-	312	453	684

For notes see end of table.

Voir note à la fin du tableau.

См. примечания в конце таблицы.

ROAD TRANSPORT - TRANSPORT ROUTIER
ДОРОЖНЫЙ ТРАНСПОРТ

4. Road traffic indicators (Passenger and good vehicles)

4. Indicateurs du trafic routier (véhicules routiers pour le transport des voyageurs et des marchandises)

4. Показатели дорожного движения (пассажиры и грузовые автомобили)

	Liechtenstein Liechtenstein Лихтенштейн			Lithuania ¹⁰ Lituanie Литва			Netherlands ¹¹ Pays-Bas Нидерланды		
	2013	2014	2015	2013	2014	2015	2013	2014	2015
1 Vehicle-kilometres	-	-	-	10 344	10 859	11 134	129 568	-	-
1.1 - Motorcycles	-	-	-	57	33	17	2 210	-	-
1.2 - Passenger cars	-	-	-	7 899	8 374	8 488	103 051	-	-
1.3 - Motor coaches, Buses, etc.	-	-	-	848	917	1 123	649	-	-
1.4 - Lorries and road tractors	-	-	-	1 540	1 535	1 506	23 658	-	-
2 Passenger-kilometres	-	-	-	36 451	27 486	27 781	199 500	-	-
2.1 - Motorcycles	-	-	-	279	147	170	-	-	-
2.2 - Passenger cars	-	-	-	33 325	24 366	24 865	145 400	-	-
2.3 - Motor coaches, Buses, etc.	-	-	-	2 847	2 973	2 746	-	-	-
3 Tonne of goods carried	651	-	-	52 346	57 591	58 601	642 735	642 920	-
3.1 - National	-	-	-	31 637	34 919	34 564	505 441	506 292	-
3.2 - International - loaded	70	-	-	6 092	6 345	5 313	56 026	56 588	-
3.3 - International - unloaded	69	-	-	4 099	4 455	4 015	48 362	49 748	-
3.4 - Cross trade transport	459	-	-	9 416	10 433	12 225	12 166	12 097	-
3.5 - Road cabotage transport	52	-	-	1 102	1 440	2 484	20 741	18 195	-
4 Tonne-km of goods carried	318	-	-	26 338	28 067	26 485	71 746	72 371	-
4.1 - National	-	-	-	2 540	2 768	2 913	31 529	31 967	-
4.2 - International - loaded	23	-	-	6 966	7 194	5 255	18 444	18 444	-
4.3 - International - unloaded	28	-	-	4 909	4 909	4 254	13 771	13 771	-
4.4 - Cross trade transport	248	-	-	11 613	12 308	13 146	5 875	5 875	-
4.5 - Road cabotage transport	19	-	-	311	506	918	2 316	2 316	-

	Norway ¹² Norvège Норвегия			Poland ^{6, 13} Pologne Польша			Portugal ^{5, 14, 15} Portugal Португалия		
	2013	2014	2015	2013	2014	2015	2013	2014	2015
1 Vehicle-kilometres	45 285	45 140	45 715	212 168	225 370	-	-	-	-
1.1 - Motorcycles	1 371	1 402	1 463	4 048	4 479	-	-	-	-
1.2 - Passenger cars	33 931	33 841	34 435	169 719	182 636	-	-	-	-
1.3 - Motor coaches, Buses, etc.	583	572	566	2 011	1 707	-	-	-	-
1.4 - Lorries and road tractors	9 400	9 325	9 251	35 346	35 702	-	-	-	-
2 Passenger-kilometres	66 729	68 786	-	254 989	262 623	-	-	-	-
2.1 - Motorcycles	1 478	1 513	-	4 088	4 524	-	-	-	-
2.2 - Passenger cars	61 513	63 480	-	213 120	218 941	-	-	-	-
2.3 - Motor coaches, Buses, etc.	3 738	3 793	4 089	37 781	39 158	-	4 781	4 409	-
3 Tonne of goods carried	271 300	293 600	283 400	1 300 608	1 300 382	1 264 960	147 304	145 990	-
3.1 - National	265 700	288 600	278 700	1 117 001	1 107 702	1 060 300	121 477	120 272	-
3.2 - International - loaded	3 328	3 085	2 834	62 877	61 075	63 601	9 648	8 494	-
3.3 - International - unloaded	1 935	1 825	1 760	53 699	55 220	55 756	8 445	9 179	-
3.4 - Cross trade transport	49	44	41	44 973	50 330	56 981	5 075	4 619	-
3.5 - Road cabotage transport	303	53	73	22 058	26 055	28 322	2 659	3 425	-
4 Tonne-km of goods carried	21 313	21 535	23 144	247 594	250 930	260 713	36 576	33 857	-
4.1 - National	18 330	19 103	20 470	100 320	96 627	104 679	9 673	9 732	-
4.2 - International - loaded	1 697	1 313	1 477	54 296	53 594	53 252	10 118	8 715	-
4.3 - International - unloaded	1 135	1 082	1 138	47 878	50 195	48 864	8 699	8 091	-
4.4 - Cross trade transport	72	28	22	37 721	41 880	44 368	6 879	5 853	-
4.5 - Road cabotage transport	68	8	37	7 379	8 634	9 550	1 197	1 466	-

For notes see end of table.

Voir note à la fin du tableau.

См. примечания в конце таблицы.

ROAD TRANSPORT - TRANSPORT ROUTIER
ДОРОЖНЫЙ ТРАНСПОРТ

4. Road traffic indicators (Passenger and good vehicles)

4. Indicateurs du trafic routier (véhicules routiers pour le transport des voyageurs et des marchandises)

4. Показатели дорожного движения (пассажирские и грузовые автомобили)

	Republic of Moldova République de Moldova Республика Молдова			Romania Roumanie Румыния			Russian Federation Fédération de Russie Российская Федерация		
	2013	2014	2015	2013	2014	2015	2013	2014	2015
1 Vehicle-kilometres	1 497	1 452	-	46 345	48 190	50 109	-	-	-
1.1 - Motorcycles	-	-	-	560	544	529	-	-	-
1.2 - Passenger cars	446	420	-	34 996	36 636	38 353	-	-	-
1.3 - Motor coaches, Buses, etc.	438	421	-	1 900	1 975	2 054	-	-	-
1.4 - Lorries and road tractors	613	611	-	8 889	9 034	9 173	-	-	-
2 Passenger-kilometres	3 542	3 303	-	17 082	18 339	17 471	-	-	-
2.1 - Motorcycles	-	-	-	-	-	-	-	-	-
2.2 - Passenger cars	76	63	-	-	-	-	-	-	-
2.3 - Motor coaches, Buses, etc.	3 466	3 241	-	-	-	-	51 827	49 600	48 899
3 Tonne of goods carried	30 100	31 900	-	191 486	190 932	198 638	5 635 289	5 416 741	5 040 594
3.1 - National	28 000	29 300	-	169 313	165 254	167 447	-	-	-
3.2 - International - loaded	-	-	-	5 465	5 603	5 674	-	-	-
3.3 - International - unloaded	-	-	-	4 617	4 732	5 142	-	-	-
3.4 - Cross trade transport	-	-	-	12 091	15 343	14 013	-	-	-
3.5 - Road cabotage transport	-	-	-	-	-	6 362	-	-	-
4 Tonne-km of goods carried	4 423	4 307	-	34 026	35 135	39 022	250 054	246 784	232 549
4.1 - National	1 294	1 414	-	12 504	12 136	12 068	-	-	-
4.2 - International - loaded	-	-	-	7 414	7 474	7 650	-	-	-
4.3 - International - unloaded	-	-	-	6 511	6 731	6 920	-	-	-
4.4 - Cross trade transport	-	-	-	7 597	7 534	10 629	-	-	-
4.5 - Road cabotage transport	-	-	-	-	-	1 755	-	-	-

	Serbia ^{5, 16} Serbie Сербия			Slovakia Slovaquie Словакия			Slovenia Slovénie Словения		
	2013	2014	2015	2013	2014	2015	2013	2014	2015
1 Vehicle-kilometres	-	-	-	-	-	-	-	-	-
1.1 - Motorcycles	-	-	-	-	-	-	-	-	-
1.2 - Passenger cars	-	-	-	-	-	-	-	-	-
1.3 - Motor coaches, Buses, etc.	166	160	-	-	-	-	-	-	-
1.4 - Lorries and road tractors	219	233	-	-	-	-	-	-	-
2 Passenger-kilometres	-	-	-	-	-	-	-	-	-
2.1 - Motorcycles	-	-	-	-	-	-	-	-	-
2.2 - Passenger cars	-	-	-	-	-	-	-	-	-
2.3 - Motor coaches, Buses, etc.	4 612	4 223	-	5 115	5 304	5 804	-	-	-
3 Tonne of goods carried	6 486	6 844	-	128 855	142 622	147 275	65 340	74 143	70 513
3.1 - National	3 635	4 065	-	92 417	101 186	100 694	42 608	50 698	43 530
3.2 - International - loaded	1 244	1 257	-	10 836	10 760	12 506	7 631	8 137	9 360
3.3 - International - unloaded	1 348	1 305	-	7 762	9 229	9 958	6 663	6 652	7 308
3.4 - Cross trade transport	110	76	-	14 167	17 101	18 561	6 435	6 728	7 596
3.5 - Road cabotage transport	149	141	-	3 673	4 346	5 556	2 003	1 928	2 719
4 Tonne-km of goods carried	2 824	2 959	-	30 005	31 304	33 525	15 905	16 273	17 912
4.1 - National	417	503	-	4 591	5 059	5 211	1 889	2 062	2 069
4.2 - International - loaded	1 105	1 156	-	7 585	6 917	7 894	4 279	4 308	4 773
4.3 - International - unloaded	1 160	1 180	-	5 361	5 917	6 150	3 529	3 452	3 675
4.4 - Cross trade transport	37	28	-	11 501	12 260	12 940	5 658	5 798	6 630
4.5 - Road cabotage transport	105	92	-	967	1 162	1 330	551	653	765

For notes see end of table.

Voir note à la fin du tableau.

См. примечания в конце таблицы.

ROAD TRANSPORT - TRANSPORT ROUTIER ДОРОЖНЫЙ ТРАНСПОРТ

4. Road traffic indicators (Passenger and good vehicles)

4. Indicateurs du trafic routier (véhicules routiers pour le transport des voyageurs et des marchandises)

4. Показатели дорожного движения (пассажиры и грузовые автомобили)

	Spain Espagne Испания			Sweden ¹⁷ Suède Швеция			Switzerland ¹⁸ Suisse Швейцария		
	2013	2014	2015	2013	2014	2015	2013	2014	2015
1 Vehicle-kilometres	220 377	-	-	77 765	79 227	80 714	61 981	62 960	-
1.1 - Motorcycles	1 449	-	-	691	665	664	1 957	1 992	-
1.2 - Passenger cars	195 718	-	-	63 275	64 521	65 854	53 493	54 313	-
1.3 - Motor coaches, Buses, etc.	2 250	-	-	970	969	983	415	421	-
1.4 - Lorries and road tractors	20 960	-	-	12 828	13 071	13 214	6 117	6 234	-
2 Passenger-kilometres	370 310	-	-	-	-	-	-	-	-
2.1 - Motorcycles	1 937	-	-	-	-	-	-	-	-
2.2 - Passenger cars	316 539	-	-	-	-	-	78 567	79 986	-
2.3 - Motor coaches, Buses, etc.	51 834	-	-	-	-	-	-	-	-
3 Tonne of goods carried	1 124 833	-	-	281 129	381 200	422 865	295 460	303 014	-
3.1 - National	1 059 671	-	-	276 249	375 192	416 633	283 563	290 521	-
3.2 - International - loaded	32 103	-	-	2 385	3 158	3 495	3 678	3 873	-
3.3 - International - unloaded	24 311	-	-	1 960	2 262	2 338	5 860	6 277	-
3.4 - Cross trade transport	3 821	-	-	279	369	152	1 178	867	-
3.5 - Road cabotage transport	4 927	-	-	256	219	246	1 181	1 476	-
4 Tonne-km of goods carried	192 594	-	-	33 521	41 956	41 498	12 815	13 065	-
4.1 - National	126 864	-	-	30 708	38 808	38 102	10 136	10 585	-
4.2 - International - loaded	35 548	-	-	1 302	1 617	1 828	844	694	-
4.3 - International - unloaded	24 078	-	-	1 159	1 272	1 376	1 240	1 174	-
4.4 - Cross trade transport	3 739	-	-	251	99	57	380	371	-
4.5 - Road cabotage transport	2 364	-	-	101	160	135	215	242	-

	The FYR of Macedonia* L'ex-République yougoslave de Macédoine Бывшая Югославская Республика Македония			Turkey ¹⁹ Turquie Турция			United Kingdom ^{20, 21} Royaume-Uni Соединенное Королевство		
	2013	2014	2015	2013	2014	2015	2013	2014	2015
1 Vehicle-kilometres	3 824	4 313	4 421	99 431	102 988	113 274	-	501 511	509 709
1.1 - Motorcycles	-	-	-	-	-	-	-	4 464	4 463
1.2 - Passenger cars	3 121	3 343	3 455	69 333	72 862	81 578	-	394 225	398 626
1.3 - Motor coaches, Buses, etc.	78	115	106	4 169	4 072	4 208	-	4 510	4 304
1.4 - Lorries and road tractors	625	855	860	25 930	26 054	27 488	-	98 312	102 317
2 Passenger-kilometres	7 944	9 243	9 263	268 178	276 073	290 734	-	-	-
2.1 - Motorcycles	-	-	-	-	-	-	-	-	-
2.2 - Passenger cars	5 964	6 769	6 987	173 332	182 155	199 895	-	-	-
2.3 - Motor coaches, Buses, etc.	1 980	2 474	2 276	94 846	93 918	90 839	-	-	-
3 Tonne of goods carried	33 010	34 135	39 671	-	-	-	1 551 740	-	1 717 411
3.1 - National	24 543	22 425	26 502	-	-	-	1 531 413	-	1 699 897
3.2 - International - loaded	2 698	3 504	3 833	-	-	-	9 272	-	8 408
3.3 - International - unloaded	4 106	5 657	6 178	-	-	-	7 711	-	6 386
3.4 - Cross trade transport	1 586	2 156	2 820	-	-	-	480	-	497
3.5 - Road cabotage transport	77	393	337	-	-	-	2 864	-	2 223
4 Tonne-km of goods carried	7 466	10 622	10 192	224 048	234 492	244 329	151 442	-	163 555
4.1 - National	861	1 127	1 074	-	-	-	143 201	-	156 362
4.2 - International - loaded	2 158	2 795	2 636	-	-	-	3 786	-	3 470
4.3 - International - unloaded	2 127	3 477	3 049	-	-	-	3 825	-	3 164
4.4 - Cross trade transport	2 284	3 095	3 328	-	-	-	287	-	297
4.5 - Road cabotage transport	36	128	105	-	-	-	342	-	262

* The former Yugoslav Republic of Macedonia

For notes see end of table.

Voir note à la fin du tableau.

См. примечания в конце таблицы.

ROAD TRANSPORT - TRANSPORT ROUTIER
ДОРОЖНЫЙ ТРАНСПОРТ

4. Road traffic indicators (Passenger and good vehicles)**4. Indicateurs du trafic routier (véhicules routiers pour le transport des voyageurs et des marchandises)****4. Показатели дорожного движения (пассажирские и грузовые автомобили)**

		United States ²²		
		Etats-Unis		
		Соединенные Штаты		
		2013	2014	2015
1	Vehicle-kilometres	4 783 432	-	-
1.1	- Motorcycles	-	-	-
1.2	- Passenger cars	-	-	-
1.3	- Motor coaches, Buses, etc.	-	-	-
1.4	- Lorries and road tractors	-	-	-
2	Passenger-kilometres	-	-	-
2.1	- Motorcycles	-	-	-
2.2	- Passenger cars	-	-	-
2.3	- Motor coaches, Buses, etc.	-	-	-
3	Tonne of goods carried	-	-	-
3.1	- National	-	-	-
3.2	- International - loaded	-	-	-
3.3	- International - unloaded	84 441	-	-
3.4	- Cross trade transport	-	-	-
3.5	- Road cabotage transport	-	-	-
4	Tonne-km of goods carried	-	-	-
4.1	- National	-	-	-
4.2	- International - loaded	-	-	-
4.3	- International - unloaded	-	-	-
4.4	- Cross trade transport	-	-	-
4.5	- Road cabotage transport	-	-	-

For notes see end of table.

Voir note à la fin du tableau.

См. примечания в конце таблицы.

ROAD TRANSPORT - TRANSPORT ROUTIER ДОРОЖНЫЙ ТРАНСПОРТ

NOTES TO TABLE 4 - NOTES DU TABLEAU 4 - ПРИМЕЧАНИЯ К ТАБЛИЦЕ 4

Country notes - Notes relatives aux pays - Примечания к данным, представляемым странами

1) "Vehicle-kilometres" for "Lorries and road tractors" refer to lorries. Passenger-kilometres for "passenger cars" refer to taxis.	1) «Véhicules-kilomètres» par «Camions et tracteurs routiers» désigne les camions. «Voyageurs-kilomètres» par «Voiture particulières» désignent les taxis.	1) «Транспортное средство-км» категории «Грузовые автомобили и дорожные тягачи» относится к грузовым автомобилям.
2) "Tonnes of goods carried" and "tonne-kilometres" refer to goods carried on a commercial basis.	2) «Tonnes de marchandises transportées» et «Tonnes-kilomètres» désigne les marchandises transportées sur une base commerciale.	2) «Перевезенные грузы в тоннах» и «тонн-км» относятся к перевезенным на коммерческой основе товарам.
3) "Vehicle-kilometres" refers to only vehicles with national registration. "Vehicles-kilometres" for "Lorries and road tractors" refers to only vehicles above 6 tonnes. "Tonne-kilometres" for "Cross trade transport" include transit transport.	3) «Véhicules-kilomètres» désigne seulement les véhicules avec une immatriculation nationale. «Véhicules-kilomètres» par «Camions et tracteurs routiers» comprend seulement les déplacements de véhicules avec un poids total de plus de 6 tonnes. «Transports transfrontières» comprend le transport en transit.	3) Статья «Транспортное средство-км» относится только транспортным средствам с национальной регистрацией. «Транспортное средство-км» для «Грузовых автомобилей и дорожных тягачей» относится только к транспортным средствам больше 6 тонн. Статья «тонн-км» для «Трансграничного торгового транспорта» включает транзитный транспорт.
4) "Passenger-kilometres" for "Motor coaches, Buses, etc" refers to both national and international transport.	4) «Voyageurs-kilomètres» par «Autocars, autobus, etc.» désigne le transport national et le transport international.	4) Статья «Пассажиро-км» для «Автобусов дальнего следования, городских автобусов и т.д.» относится к национальным и к международным перевозкам.
5) "Passenger-kilometres" of "Motor coaches, Buses, etc." refer to public transport only.	5) «Voyageurs-kilomètres» par «Autocars, autobus, etc.» comprend seulement les transports en commun.	5) Статья «Пассажиро-км» «Автобусов дальнего следования, городских автобусов и т.д.» относится только к общественному транспорту.
6) "Passenger-kilometres" of "Motor coaches, Buses, etc." includes urban transport .	6) «Voyageurs-kilomètres» par «Autocars, autobus, etc.» comprend le transport urbain.	6) Статья «Пассажиро-км» «Автобусов дальнего следования, городских автобусов и т.д.» включает городской транспорт.
7) "Passenger-kilometres" of "Motor coaches, Buses, etc" includes buses for national transport and trolley buses.	7) «Voyageurs-kilomètres» par «Autocars, autobus, etc.» comprend les autobus pour le transport national et les trolleybus.	7) Статья «Пассажиро-км» «Автобусов дальнего следования, городских автобусов и т.д.» включает автобусы для национального транспорта и троллейбусы.
8) "Passenger-kilometres" of "Motor coaches, Buses, etc" excludes international transport and mini buses.	8) «Voyageurs-kilomètres» par «Autocars, autobus, etc.» ne comprend pas les transports internationaux et les minibus.	8) Статья «Пассажиро-км» «Автобусов дальнего следования, городских автобусов и т.д.» исключает международные перевозки и микроавтобусы.

9) "Vehicle-kilometres" include exempt and other vehicles.	9) «Véhicules-kilomètres» comprend les véhicules exemptés et les autres véhicules.	9) Статья «Транспортное средство-км» включает автомобили, освобождённые от налогов и другие транспортные средства.
10) "Vehicle-kilometres" refers to transport on roads outside built-up areas. "Passenger-kilometres" for 2014-2015 refer to transport on national territory.	10) «Voyageurs-kilomètres» par «Autocars, autobus, etc.» comprend les autobus pour les transports nationaux et les trolleybus.	10) Статья «Транспортное средство-км» относится к транспорту на дорогах за пределами зон застройки. Статья «Пассажиро-км» в 2014-2015 гг. относится к транспорту на национальной территории.
11) "Vehicle-kilometres" excludes foreign motorcycles on national territory and "vehicle-kilometres" of "Lorries and road tractors" includes special purpose vehicles.	11) «Véhicules-kilomètres» ne comprend pas les motocycles étrangers sur le territoire national. «Véhicules-kilomètres» par «Camions et tracteurs routiers» comprend les véhicules à usage spécial.	11) Статья «Транспортное средство-км» исключает иностранные мотоциклы на национальной территории; статья «Транспортное средство-км» категории «Грузовые автомобили и дорожные тягачи» включает транспортные средства специального назначения.
12) "Tonnes of goods carried" and "tonne-kilometres" refer to only goods carried by Norwegian lorries with carrying capacity of 3.5 tonnes or more. "Tonnes of goods carried" includes cross trade and road cabotage transport. "Passenger-kilometres" of "passenger cars" includes taxis and cars for hire.	12) «Tonnes de marchandises transportées» et «Tonnes-kilomètres» comprennent seulement les marchandises transportées par les camions norvégiens d'une capacité de charge de 3,5 tonnes ou plus. «Tonnes de marchandises transportées» comprend le transport croisé et le transport par cabotage routier. «Voyageurs-kilomètres» et «Voitures particulières» comprennent les taxis et les voitures de location.	12) Статьи «Перевезенные грузы в тоннах» и «тонн-км» относятся только к товарам, которые везут норвежские грузовики грузоподъемностью в 3,5 тонн или более. Статья «Перевезенные грузы в тоннах» включает перевозку грузов между двумя зарубежными портами за счёт зарубежных отправителей, а также дорожные каботажные перевозки. Статья «Пассажиро-км» для «Пассажиров» включает такси и машину для аренды.
13) "Vehicle kilometres" includes agricultural tractors. "Vehicle kilometres" for "Motorcycles" and "Motor coaches, Buses, etc" exclude foreign vehicles.	13) «Véhicules-kilomètres» comprend seulement les tracteurs agricoles. «Véhicules-kilomètres» par «Motocycles» et «Autocars, autobus, etc.» ne comprennent pas de véhicules étrangers.	13) Статья «Транспортное средство-км» включает сельскохозяйственные тракторы. Статья «Транспортное средство-км» для «Мотоциклов», «Автобусов дальнего следования, городских автобусов и т.д.» не включает иностранные транспортные средства.
14) Refers to mainland only.	14) Désignent seulement la partie continentale.	14) Относится только к матерiku.
15) "Tonnes of goods carried" and "tonne-kilometres" refers to only goods transported by heavy goods vehicles and road tractors.	15) «Tonnes de marchandises transportées» et «Tonnes-kilomètres» comprennent seulement les marchandises transportées par les poids-lourds et les tracteurs routiers.	15) Статьи «Тонны транспортируемого груза» и «тонно-км» включают только груз, транспортируемый транспортными средствами большой грузоподъемности и дорожными тягачами.
16) "Vehicle kilometres" of "Motor coaches, Buses, etc." refer to public transport only.	16) «Véhicules-kilomètres» par «Autocars, autobus, etc.» comprend seulement le transport public.	16) Статья «Транспортное средство-км» «Автобусов дальнего следования, городских автобусов и т.д.» относится только к общественному транспорту.
17) "Tonnes of goods carried" and "tonne-kilometres" refers to heavy goods vehicles.	17) «Tonnes de marchandises transportées» et «Tonnes-kilomètres» désignent les poids-lourds.	17) Статьи «Перевезенные грузы в тоннах» и «тонн-км» относятся к транспортным средствам большой грузоподъемности.

18) "Vehicle-kilometres" of "motorcycles" includes mopeds.	18) «Véhicules-kilomètres» par «Motocycles» comprend les cyclomoteurs.	18) Статья «Транспортное средство-км» для «Мотоциклов» включает мопеды.
19) "Vehicle-kilometres" and "passenger-kilometres" for "Passenger cars" and "Motor coaches, Buses, etc." do not include travel on urban roads. "Tonne-kilometres" refer to freight travel on motorways, state and provincial roads.	19) «Véhicules-kilomètres» et «Voyageurs-kilomètres» par «Voitures particulières» et «Autocars, autobus, etc.» ne comprennent pas le transport urbain.	19) Статьи «Транспортное средство-км» и «Пассажиры-км» для «Пассажирских автомобилей», «Автобусов дальнего следования, городских автобусов и т.д.» не включают поездки на городских дорогах. Статья «Тонн-км» относится только к перевозке грузов на автомагистралях, государственных и областных дорогах.
20) "Vehicle-kilometres" for "Passenger cars" refers to cars and taxis only.	20) «Véhicules-kilomètres» par «Voitures particulières» comprend seulement les voitures et les taxis.	20) Статья «Транспортное средство-км» для «Пассажирских автомобилей» относится только к автомобилям и такси.
21) Great Britain only.	21) La Grande-Bretagne seulement	21) Только Великобритания.
22) "Tonnes of goods carried (International - unloaded)" refers to tonnes carried by vehicles from all countries.	22) «Tonnes de marchandises transportées (internationales - déchargées)» désigne les tonnes transportés par véhicules de tous les pays.	22) Статья «Перевезенные грузы в тоннах (Международные - разгруженные)» относится к тоннам, перевезенными транспортными средствами из всех стран.

ROAD TRANSPORT - TRANSPORT ROUTIER ДОРОЖНЫЙ ТРАНСПОРТ

5. Goods road vehicles operated for hire or reward

5. Véhicules routiers pour le transport des marchandises opérant pour le compte d'autrui

5. Грузовые автодорожные транспортные средства, осуществляющие перевозки за плату или вознаграждение

Item	Description	Rubrique	Description
1	Number of goods road vehicles operated for hire or reward	1	Nombre de véhicules routiers pour le transport des marchandises opérant pour le compte d'autrui
1.1	- Lorries <i>% over total</i>	1.1	- Camions <i>% par rapport au total</i>
1.2	- Road tractors <i>% over total</i>	1.2	- Tracteurs routiers <i>% par rapport au total</i>
1.3	- Semi trailers <i>% over total</i>	1.3	- Semi-remorques <i>% par rapport au total</i>
1.4	- Trailers <i>% over total</i>	1.4	- Remorques <i>% par rapport au total</i>
2	Load capacity of road vehicles operated for hire or rewards (1 000 tonnes)	2	Charge utile des véhicules routiers pour le transport des marchandises opérant pour le compte d'autrui (1 000 tonnes)
2.1	- Lorries <i>% over total</i>	2.1	- Camions <i>% par rapport au total</i>
2.2	- Semi trailers <i>% over total</i>	2.2	- Semi-remorques <i>% par rapport au total</i>
2.3	- Trailers <i>% over total</i>	2.3	- Remorques <i>% par rapport au total</i>
3	Goods carried by road vehicle operated for hire or reward	3	Transport de marchandises par les véhicules routiers opérant pour le compte d'autrui
3.1	- In tonnes (1 000) <i>% over total</i>	3.1	- En tonnes (1 000) <i>% par rapport au total</i>
3.2	- In tonne-kilometres (million) <i>% over total</i>	3.2	- En tonnes-kilomètres (millions) <i>% par rapport au total</i>

Статья	Описание
1	Грузовые автодорожные транспортные средства, осуществляющие перевозки за плату или вознаграждение (количество)
1.1	- Грузовые автомобили <i>в % к общему итогу</i>
1.2	- Дорожные тягачи <i>в % к общему итогу</i>
1.3	- Полуприцепы <i>в % к общему итогу</i>
1.4	- Прицепы <i>в % к общему итогу</i>
2	перевозки за плату или вознаграждение (1 000 тонн)
2.1	- Грузовые автомобили <i>в % к общему итогу</i>
2.2	- Полуприцепы <i>в % к общему итогу</i>
2.3	- Прицепы <i>в % к общему итогу</i>
3	Товары, перевезенные грузовыми автодорожными транспортными средствами за плату или вознаграждение
3.1	- в тыс. тонн <i>в % к общему итогу</i>
3.2	- в млн тн/км <i>в % к общему итогу</i>

ROAD TRANSPORT - TRANSPORT ROUTIER
ДОРОЖНЫЙ ТРАНСПОРТ

5. Goods road vehicles operated for hire or reward**5. Véhicules routiers pour le transport des marchandises opérant pour le compte d'autrui****5. Грузовые автодорожные транспортные средства, осуществляющие перевозки за плату или вознаграждение**

		Austria Autriche Австрия			Belarus Bélarus Беларусь			Belgium Belgique Бельгия		
		2013	2014	2015	2013	2014	2015	2013	2014	2015
1	Goods vehicles (number)									
1.1	- Lorries	-	-	-	-	-	-	-	-	-
	% over total
1.2	- Road tractors	-	-	-	-	-	-	-	-	-
	% over total
1.3	- Semi trailers	-	-	-	-	-	-	-	-	-
	% over total
1.4	- Trailers	-	-	-	-	-	-	-	-	-
	% over total
2	Load capacity (1 000 tonnes)									
2.1	- Lorries	-	-	-	-	-	-	-	-	-
	% over total
2.2	- Semi trailers	-	-	-	-	-	-	-	-	-
	% over total
2.3	- Trailers	-	-	-	-	-	-	-	-	-
	% over total
3	Goods carried									
3.1	- In 1 000 tonnes	181 070	194 683	193 295	192 475	191 660	-	217 661	215 101	181 796
	% over total	55.64	55.71	55.07	100.00	100.00	...	72.42	71.84	68.86
3.2	- In million tkm	10 258	10 919	11 312	25 603	26 587	-	26 612	25 561	24 807
	% over total	66.08	65.76	65.92	100.00	100.00	...	81.15	80.36	78.18

		Bulgaria Bulgarie Болгария			Croatia Croatie Хорватия			Cyprus Chypre Кипр		
		2013	2014	2015	2013	2014	2015	2013	2014	2015
1	Goods vehicles (number)									
1.1	- Lorries	-	-	-	-	-	-	-	-	-
	% over total
1.2	- Road tractors	-	-	-	-	-	-	-	-	-
	% over total
1.3	- Semi trailers	-	-	-	-	-	-	-	-	-
	% over total
1.4	- Trailers	-	-	-	-	-	-	-	-	-
	% over total
2	Load capacity (1 000 tonnes)									
2.1	- Lorries	-	-	-	-	-	-	-	-	-
	% over total
2.2	- Semi trailers	-	-	-	-	-	-	-	-	-
	% over total
2.3	- Trailers	-	-	-	-	-	-	-	-	-
	% over total
3	Goods carried									
3.1	- In 1 000 tonnes	79 398	75 734	-	32 884	30 415	33 560	7 179	7 493	7 527
	% over total	49.54	49.41	...	48.72	45.98	50.47	44.53	51.37	52.26
3.2	- In million tkm	23 530	24 455	-	7 320	7 537	8 681	332	323	351
	% over total	86.39	87.58	...	80.15	80.34	83.16	52.25	60.01	62.40

For notes see end of table.

Voir note à la fin du tableau.

См. примечания в конце таблицы.

ROAD TRANSPORT - TRANSPORT ROUTIER
ДОРОЖНЫЙ ТРАНСПОРТ

5. Goods road vehicles operated for hire or reward**5. Véhicules routiers pour le transport des marchandises opérant pour le compte d'autrui****5. Грузовые автодорожные транспортные средства, осуществляющие перевозки за плату или вознаграждение**

		Czechia Tchéquie Чехия			Estonia Estonie Эстония			Finland Finlande Финляндия		
		2013	2014	2015	2013	2014	2015	2013	2014	2015
1	Goods vehicles (number)									
1.1	- Lorries	-	-	-	-	-	-	-	-	-
	% over total
1.2	- Road tractors	-	-	-	-	-	-	-	-	-
	% over total
1.3	- Semi trailers	-	-	-	-	-	-	-	-	-
	% over total
1.4	- Trailers	-	-	-	-	-	-	-	-	-
	% over total
2	Load capacity (1 000 tonnes)									
2.1	- Lorries	-	-	-	-	-	-	-	-	-
	% over total
2.2	- Semi trailers	-	-	-	-	-	-	-	-	-
	% over total
2.3	- Trailers	-	-	-	-	-	-	-	-	-
	% over total
3	Goods carried									
3.1	- In 1 000 tonnes	245 042	-	-	27 577	23 658	25 095	232 298	235 120	234 354
	% over total	69.71	88.72	86.51	89.13	84.59	83.94	86.20
3.2	- In million tkm	50 210	-	-	5 575	5 908	5 893	23 065	21 999	22 955
	% over total	91.47	93.11	93.69	94.15	94.42	94.01	93.75

		France France Франция			Germany Allemagne Германия			Hungary Hongrie Венгрия		
		2013	2014	2015	2013	2014	2015	2013	2014	2015
1	Goods vehicles (number)									
1.1	- Lorries	-	-	-	-	-	-	-	-	-
	% over total
1.2	- Road tractors	-	-	-	-	-	-	-	-	-
	% over total
1.3	- Semi trailers	-	-	-	-	-	-	-	-	-
	% over total
1.4	- Trailers	-	-	-	-	-	-	-	-	-
	% over total
2	Load capacity (1 000 tonnes)									
2.1	- Lorries	-	-	-	-	-	-	-	-	-
	% over total
2.2	- Semi trailers	-	-	-	-	-	-	-	-	-
	% over total
2.3	- Trailers	-	-	-	-	-	-	-	-	-
	% over total
3	Goods carried									
3.1	- In 1 000 tonnes	1 166 131	1 096 327	1 000 898	2 169 265	2 260 510	-	125 706	140 995	151 807
	% over total	58.27	571.50	55.70	73.83	74.06	...	74.29	73.01	76.38
3.2	- In million tkm	139 148	132 213	120 375	261 840	265 969	-	32 581	34 264	35 261
	% over total	81.04	80.05	78.38	85.63	85.76	...	90.97	91.33	91.94

For notes see end of table.

Voir note à la fin du tableau.

См. примечания в конце таблицы.

ROAD TRANSPORT - TRANSPORT ROUTIER
ДОРОЖНЫЙ ТРАНСПОРТ

5. Goods road vehicles operated for hire or reward**5. Véhicules routiers pour le transport des marchandises opérant pour le compte d'autrui****5. Грузовые автодорожные транспортные средства, осуществляющие перевозки за плату или вознаграждение**

		Ireland Irlande Ирландия			Italy Italie Италия			Latvia Lettonie Латвия		
		2013	2014	2015	2013	2014	2015	2013	2014	2015
1	Goods vehicles (number)									
1.1	- Lorries	-	-	-	-	-	-	-	-	-
	% over total
1.2	- Road tractors	-	-	-	-	-	-	-	-	-
	% over total
1.3	- Semi trailers	-	-	-	-	-	-	-	-	-
	% over total
1.4	- Trailers	-	-	-	-	-	-	-	-	-
	% over total
2	Load capacity (1 000 tonnes)									
2.1	- Lorries	-	-	-	-	-	-	-	-	-
	% over total
2.2	- Semi trailers	-	-	-	-	-	-	-	-	-
	% over total
2.3	- Trailers	-	-	-	-	-	-	-	-	-
	% over total
3	Goods carried									
3.1	- In 1 000 tonnes	69 571	74 448	75 740	793 023	745 277	-	42 698	44 345	45 625
	% over total	63.93	66.18	64.15	77.45	77.39	...	70.45	71.25	72.92
3.2	- In million tkm	6 969	7 616	7 510	117 019	108 079	-	11 873	12 725	13 821
	% over total	76.26	77.94	76.29	91.97	91.74	...	92.64	93.09	94.08

		Lithuania Lituanie Литва			Netherlands Pays-Bas Нидерланды			Norway ¹ Norvège Норвегия		
		2013	2014	2015	2013	2014	2015	2013	2014	2015
1	Goods vehicles (number)									
1.1	- Lorries	-	-	-	-	-	-	-	-	-
	% over total
1.2	- Road tractors	-	-	-	-	-	-	-	-	-
	% over total
1.3	- Semi trailers	-	-	-	-	-	-	-	-	-
	% over total
1.4	- Trailers	-	-	-	-	-	-	-	-	-
	% over total
2	Load capacity (1 000 tonnes)									
2.1	- Lorries	-	-	-	-	-	-	-	-	-
	% over total
2.2	- Semi trailers	-	-	-	-	-	-	-	-	-
	% over total
2.3	- Trailers	-	-	-	-	-	-	-	-	-
	% over total
3	Goods carried									
3.1	- In 1 000 tonnes	36 762	41 786	44 094	482 322	490 610	-	179 300	169 000	170 400
	% over total	70.23	72.56	75.24	75.04	76.31	...	66.09	57.56	60.13
3.2	- In million tkm	24 990	26 680	25 158	61 361	61 947	-	17 118	16 567	17 964
	% over total	94.88	95.06	94.99	85.53	85.60	...	80.32	76.93	77.62

For notes see end of table.

Voir note à la fin du tableau.

См. примечания в конце таблицы.

ROAD TRANSPORT - TRANSPORT ROUTIER
ДОРОЖНЫЙ ТРАНСПОРТ

5. Goods road vehicles operated for hire or reward**5. Véhicules routiers pour le transport des marchandises opérant pour le compte d'autrui****5. Грузовые автодорожные транспортные средства, осуществляющие перевозки за плату или вознаграждение**

		Poland Pologne Польша			Portugal ² Portugal Португалия			Republic of Moldova République de Moldova Республика Молдова		
		2013	2014	2015	2013	2014	2015	2013	2014	2015
1	Goods vehicles (number)									
1.1	- Lorries	-	-	-	-	-	-	4 851	5 060	-
	% over total	3.15	3.16	...
1.2	- Road tractors	-	-	-	-	-	-	2 634	2 678	-
	% over total	23.67	26.02	...
1.3	- Semi trailers	-	-	-	-	-	-	-	-	-
	% over total
1.4	- Trailers	-	-	-	-	-	-	-	-	-
	% over total
2	Load capacity (1 000 tonnes)									
2.1	- Lorries	-	-	-	-	-	-	-	-	-
	% over total
2.2	- Semi trailers	-	-	-	-	-	-	-	-	-
	% over total
2.3	- Trailers	-	-	-	-	-	-	-	-	-
	% over total
3	Goods carried									
3.1	- In 1 000 tonnes	854 671	868 304	885 901	105 353	97 193	-	10 306	11 324	-
	% over total	65.71	66.77	70.03	71.52	66.58	...	34.24	35.50	...
3.2	- In million tkm	215 972	220 161	232 032	34 135	30 415	-	3 444	3 322	-
	% over total	87.23	87.74	89.00	93.33	89.83	...	77.86	77.15	...

		Romania Roumanie Румыния			Slovakia Slovaquie Словакия			Slovenia Slovénie Словения		
		2013	2014	2015	2013	2014	2015	2013	2014	2015
1	Goods vehicles (number)									
1.1	- Lorries	-	-	-	-	-	-	-	-	-
	% over total
1.2	- Road tractors	-	-	-	-	-	-	-	-	-
	% over total
1.3	- Semi trailers	-	-	-	-	-	-	-	-	-
	% over total
1.4	- Trailers	-	-	-	-	-	-	-	-	-
	% over total
2	Load capacity (1 000 tonnes)									
2.1	- Lorries	-	-	-	-	-	-	-	-	-
	% over total
2.2	- Semi trailers	-	-	-	-	-	-	-	-	-
	% over total
2.3	- Trailers	-	-	-	-	-	-	-	-	-
	% over total
3	Goods carried									
3.1	- In 1 000 tonnes	69 380	74 509	111 635	98 450	108 645	115 659	45 478	48 259	48 975
	% over total	36.23	39.02	56.20	76.40	76.18	78.53	69.60	65.09	69.46
3.2	- In million tkm	24 851	26 431	30 333	28 398	29 586	31 819	14 682	14 596	16 010
	% over total	73.04	75.23	77.73	94.64	94.51	94.91	92.31	89.69	89.38

For notes see end of table.

Voir note à la fin du tableau.

См. примечания в конце таблицы.

ROAD TRANSPORT - TRANSPORT ROUTIER
ДОРОЖНЫЙ ТРАНСПОРТ

5. Goods road vehicles operated for hire or reward**5. Véhicules routiers pour le transport des marchandises opérant pour le compte d'autrui****5. Грузовые автодорожные транспортные средства, осуществляющие перевозки за плату или вознаграждение**

		Spain Espagne Испания			Sweden ³ Suède Швеция			Switzerland Suisse Швейцария		
		2013	2014	2015	2013	2014	2015	2013	2014	2015
1	Goods vehicles (number)									
1.1	- Lorries	-	-	-	-	-	-	-	-	-
	% over total
1.2	- Road tractors	-	-	-	-	-	-	-	-	-
	% over total
1.3	- Semi trailers	-	-	-	-	-	-	-	-	-
	% over total
1.4	- Trailers	-	-	-	-	-	-	-	-	-
	% over total
2	Load capacity (1 000 tonnes)									
2.1	- Lorries	-	-	-	-	-	-	-	-	-
	% over total
2.2	- Semi trailers	-	-	-	-	-	-	-	-	-
	% over total
2.3	- Trailers	-	-	-	-	-	-	-	-	-
	% over total
3	Goods carried									
3.1	- In 1 000 tonnes	960 838	-	-	248 859	335 795	363 124	172 763	173 506	-
	% over total	85.42	88.52	88.09	85.87	58.47	57.26	...
3.2	- In million tkm	184 203	-	-	30 585	38 731	37 750	9 070	8 469	-
	% over total	95.64	91.24	92.31	90.97	70.78	64.82	...

		The FYR of Macedonia* L'ex-République yougoslave de Macédoine Бывшая Югославская Республика Македония			Turkey Turquie Турция			United Kingdom Royaume-Uni Соединенное Королевство		
		2013	2014	2015	2013	2014	2015	2013	2014	2015
1	Goods vehicles (number)									
1.1	- Lorries	1 510	1 392	-	575 721	576 510	589 426	-	-	-
	% over total	5.01	4.33	...	100.00	100.00	100.00
1.2	- Road tractors	3 146	3 995	-	180 229	197 218	214 893	-	-	-
	% over total	63.76	76.12	...	100.00	100.00	100.00
1.3	- Semi trailers	-	-	-	231 352	256 996	280 081	-	-	-
	% over total	100.00	100.00	100.00
1.4	- Trailers	398	415	-	11 277	11 418	11 778	-	-	-
	% over total	4.80	4.93	...	100.00	100.00	100.00
2	Load capacity (1 000 tonnes)									
2.1	- Lorries	62	69	-	-	-	-	-	-	-
	% over total
2.2	- Semi trailers	-	-	-	-	-	-	-	-	-
	% over total
2.3	- Trailers	11	11	-	-	-	-	-	-	-
	% over total
3	Goods carried									
3.1	- In 1 000 tonnes	14 806	16 208	16 019	-	-	-	856 749	-	994 404
	% over total	44.85	47.48	40.38	55.21	...	57.90
3.2	- In million tkm	6 666	8 772	8 361	-	-	-	101 869	-	112 204
	% over total	89.28	82.58	82.03	67.27	...	68.60

* The former Yugoslav Republic of Macedonia

For notes see end of table.

Voir note à la fin du tableau.

См. примечания в конце таблицы.

ROAD TRANSPORT - TRANSPORT ROUTIER
ДОРОЖНЫЙ ТРАНСПОРТ

NOTES TO TABLE 5 - NOTES DU TABLEAU 5 - ПРИМЕЧАНИЯ К ТАБЛИЦЕ 5

Country notes - Notes relatives aux pays - Примечания к данным, представляемым странами

1) Goods carried data includes only goods carried by Norwegian lorries with carrying capacity of 3.5 tons or over.

1) Les données des marchandises transportées comprennent seulement celles transportées par les camions norvégiens avec une capacité de charge de 3,5 tonnes ou plus.

1) Данные по транспортируемому грузу включают только груз, транспортируемый норвежскими грузовыми автомобилями грузоподъемностью в 3,5 тонны и более.

2) Refers to mainland only.

2) Désigne seulement la partie continentale.

2) Относится только к материку.

3) Goods carried data include only goods transported by heavy goods road vehicles.

3) Les données des marchandises transportées comprennent seulement les marchandises transportées par des poids-lourds.

3) Данные по транспортируемому грузу включают только груз, транспортируемый средствами большой грузоподъемности.

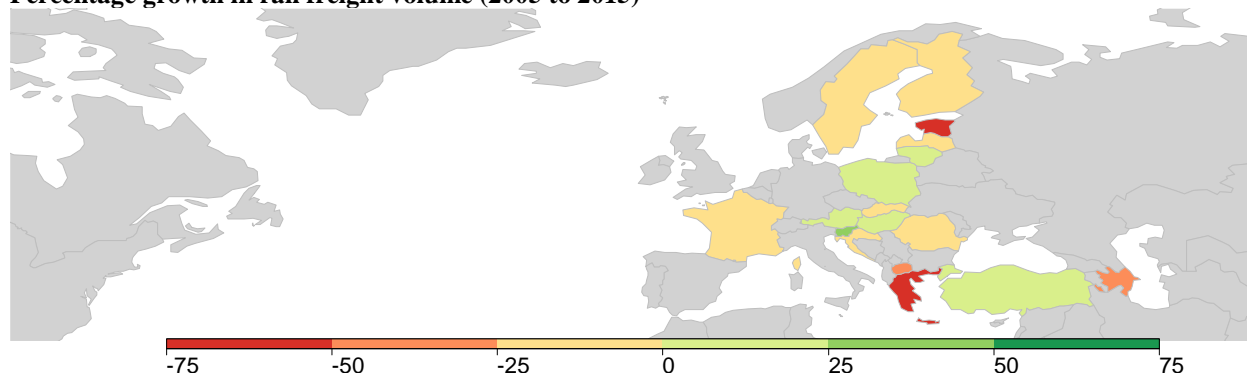
RAILWAY TRANSPORT

Railway transport statistics

This chapter sets out the recent main trends in railway transport in the ECE region in terms of railway infrastructure, activity, and employment. A selection of summary statistics is presented in this introduction and detailed data are available in the tables on the following pages.

Figure 5 shows that of those countries reporting data, there has been significant variation across the region with more countries experiencing decreases in rail freight volume between 2005 and 2015 than increases. Slovenia and Hungary reported the largest increases and Estonia, Greece, the former Yugoslav Republic of Macedonia and Azerbaijan experiencing the largest decreases in the volume of freight transported over this period.

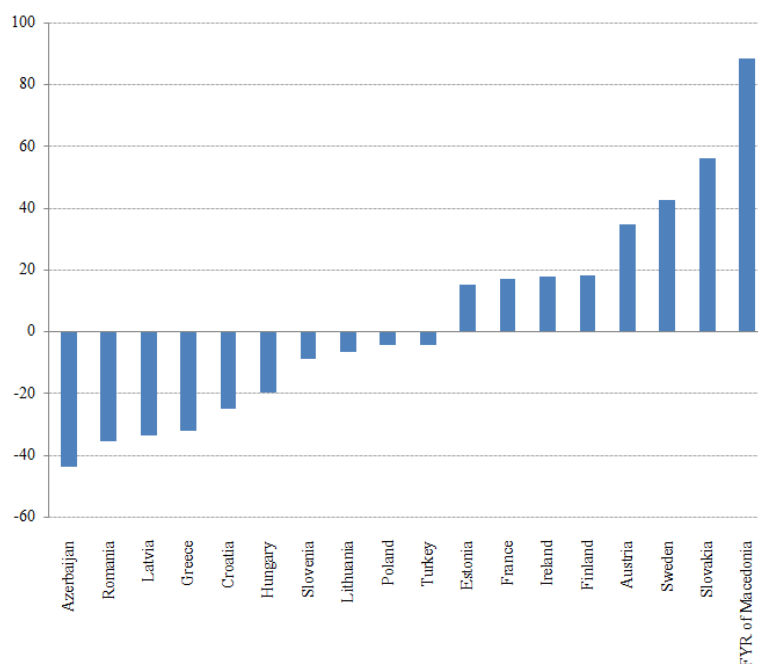
Figure 5
Percentage growth in rail freight volume (2005 to 2015)



Notes: Grey represents countries for which data were not reported in 2005 and in 2015. Measured in tonne-kilometres.

Of countries reporting data in 2015, Latvia and Lithuania had the largest ratios of tonne-kilometres per unit of gross domestic product (GDP) while Greece and Ireland had the smallest ratios (data not shown). This reflects the relative importance of freight transport by rail to the economic activity in these countries.

Figure 6
Percentage change in passenger kilometres (2005-2015)



Note: FYR Macedonia = The former Yugoslav Republic of Macedonia.

Figure 6 sets out the change in passenger kilometres in the rail sector between 2005 and 2015 for those countries reporting data for these years.

The former Yugoslav Republic of Macedonia, Slovakia, Sweden, and Austria reported the largest increase in passenger rail travel over this period, notably with an increase of almost 90 per cent in the former Yugoslav Republic of Macedonia (from a low initial level of activity). Conversely, Azerbaijan, Romania and Lithuania, reported the largest decreases in passenger kilometres.

In 2015, Sweden, France, Austria and Hungary reported the largest ratios of passenger-kilometres per capita while the former Yugoslav Republic of Macedonia, Turkey, Azerbaijan and Lithuania each had ratios at least ten times less than those in the first group (data not shown). This reflects the relative importance of passenger transport by rail to personal transport in these countries.

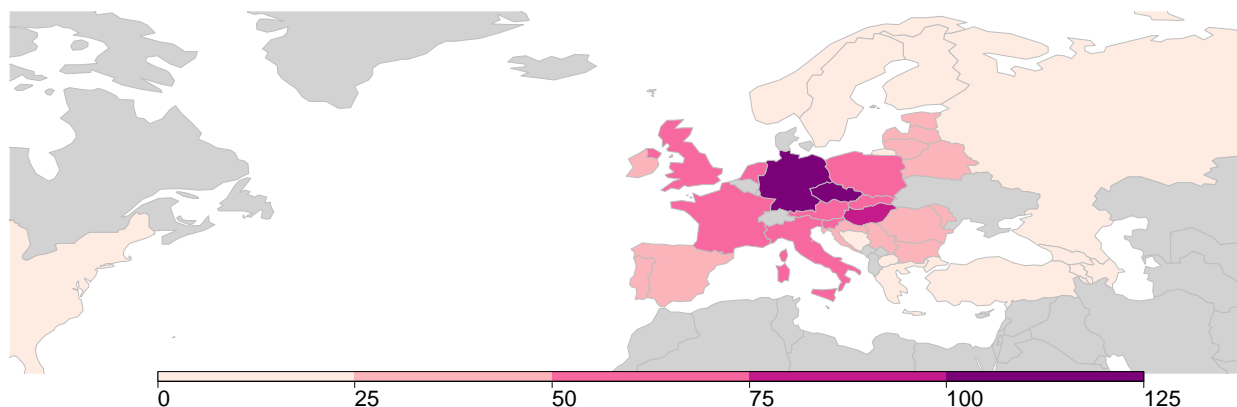
The map in Figure 7 illustrates railway density (that is the total length of the railway in kilometres per 1,000 square kilometres) in the ECE region. The light to dark purple sliding scale highlights the differences in density for those member States reporting data.

Czechia and Germany reported the highest density of railways while the lowest levels of railway density were registered in Russian Federation, Norway, Turkey and United States of America, all countries with low population densities and likely with substantial regional differences in railway density.

More detailed data on railway infrastructure can be found in Table 6 later in this chapter.

Figure 7

Railway density (2015 or latest year)

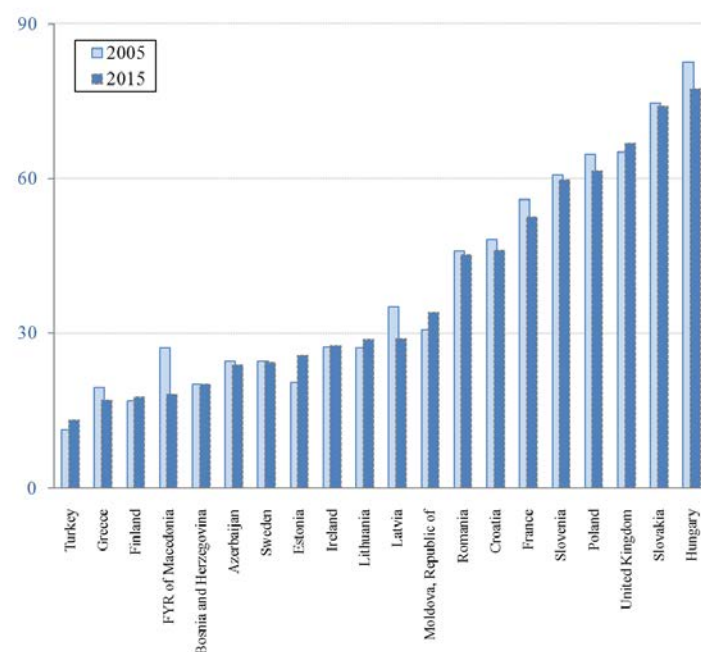


Notes: Kilometres of railways per 1,000 km². Grey represents countries for which data for 2013 or later were not reported.

Figure 8 elaborates further on the railway density data set out in the figure above to include information on the change in the density between 2005 and 2015.

Figure 8

Railway density (2005 and 2015)



Notes: Railway density = Kilometres of railways per 1,000 km².
FYR Macedonia = The former Yugoslav Republic of Macedonia.

Over this period, railway density increased the most in Turkey, Finland, Estonia, Ireland, Lithuania and the Republic of Moldova. However, decreases in railway density were more often reported over this time period with notable decreases reported in Hungary, Latvia and the former Yugoslav Republic of Macedonia.

The preponderance of decreases in railway density over this ten-year period may demonstrate a general trend towards the closure of less used lines.

The remainder of this chapter summarises railway transport data in three major categories:

- rail infrastructure and employment data;
- data on railway equipment; and
- railway activity data.

**RAILWAY TRANSPORT- TRANSPORT FERROVIAIRE
ЖЕЛЕЗНОДОРОЖНЫЙ ТРАНСПОРТ**

6. Employment in principal railway enterprise(s)

6. Emplois dans les entreprise(s) ferroviaire(s) principale(s)

6. Занятость в основном(ых) железнодорожном(ых) предприятии(ях)

Item	Description
1	Principal railway enterprise(s) - (number)
2	Employment in principal railway enterprise(s) - (number)
	<i>by gender</i>
2.11	- Female
2.12	- Male
	<i>by type of employment</i>
2.21	- General administration
2.22	- Railway operations
2.23	- Other

Rubrique	Description
1	Entreprise(s) ferroviaire(s) principale(s) - (nombre)
2	Emplois dans les entreprise(s) ferroviaire(s) principale(s) - (nombre)
	<i>par genre</i>
2.11	- Femme
2.12	- Homme
	<i>par type d'emploi</i>
2.21	- Administration générale
2.22	- Exploitation ferroviaire
2.23	- Autre

Статья	Описание
1	Основное железнодорожное предприятие (основные железнодорожные предприятия) - (количество)
2	Занятость в основном(ых) железнодорожном(ых) предприятии(ях)
	<i>по полу</i>
2.11	- Женский
2.12	- Мужской
	<i>по виду занятости</i>
2.21	- Общая администрация
2.22	- Железнодорожные операции
2.23	- Прочие

**RAILWAY TRANSPORT- TRANSPORT FERROVIAIRE
ЖЕЛЕЗНОДОРОЖНЫЙ ТРАНСПОРТ**

6. Employment in principal railway enterprise(s)**6. Emplois dans les entreprise(s) ferroviaire(s) principale(s)****6. Занятость в основном(ых) железнодорожном(ых) предприятии(ях)**

Unit: number - Unité: nombre - Единица измерения: количество

		Austria Autriche Австрия			Azerbaijan Azerbaïdjan Азербайджан			Belarus Bélarus Беларусь		
		2013	2014	2015	2013	2014	2015	2013	2014	2015
1	Railway enterprise(s)	27	28	43	1	1	1	7	7	-
2	Total number of employees	-	-	-	11 874	11 761	11 784	75 996	73 807	-
	<i>by gender</i>									
2.11	- Female	-	-	-	2 574	2 593	2 560	-	-	-
2.12	- Male	-	-	-	9 300	9 168	9 224	-	-	-
	<i>by type of employment</i>									
2.21	- General administration	-	-	-	-	-	-	-	-	-
2.22	- Railway operations	-	-	-	-	-	-	66 017	64 681	-
2.23	- Other	-	-	-	-	-	-	9 979	9 126	-

		Bosnia-Herzegovina Bosnie-Herzégovine Босния и Герцеговина			Bulgaria Bulgarie Болгария			Croatia Croatie Хорватия		
		2013	2014	2015	2013	2014	2015	2013	2014	2015
1	Railway enterprise(s)	2	2	2	7	9	-	3	3	3
2	Total number of employees	7 085	7 115	6 783	-	-	-	10 211	9 080	-
	<i>by gender</i>									
2.11	- Female	1 033	1 018	953	-	-	-	1 569	1 403	-
2.12	- Male	6 052	6 097	5 830	-	-	-	8 642	7 677	-
	<i>by type of employment</i>									
2.21	- General administration	813	811	787	-	-	-	1 483	1 305	-
2.22	- Railway operations	6 141	6 176	5 882	-	-	-	8 651	7 501	-
2.23	- Other	131	128	114	-	-	-	77	274	-

		Czechia Tchéquie Чехия			Estonia Estonie Эстония			Finland Finlande Финляндия		
		2013	2014	2015	2013	2014	2015	2013	2014	2015
1	Railway enterprise(s)	32	-	-	7	8	8	2	3	2
2	Total number of employees	-	-	-	-	-	-	-	-	-
	<i>by gender</i>									
2.11	- Female	-	-	-	-	-	-	-	-	-
2.12	- Male	-	-	-	-	-	-	-	-	-
	<i>by type of employment</i>									
2.21	- General administration	-	-	-	-	-	-	-	-	-
2.22	- Railway operations	-	-	-	-	-	-	-	-	-
2.23	- Other	-	-	-	-	-	-	-	-	-

		France France Франция			Germany Allemagne Германия			Greece Grèce Греция		
		2013	2014	2015	2013	2014	2015	2013	2014	2015
1	Railway enterprise(s)	-	52	-	329	400	-	3	-	3
2	Total number of employees	-	-	-	-	-	-	-	-	-
	<i>by gender</i>									
2.11	- Female	-	-	-	-	-	-	-	-	-
2.12	- Male	-	-	-	-	-	-	-	-	-
	<i>by type of employment</i>									
2.21	- General administration	-	-	-	-	-	-	-	-	-
2.22	- Railway operations	-	-	-	-	-	-	-	-	-
2.23	- Other	-	-	-	-	-	-	-	-	-

For notes see end of table.

Voir note à la fin du tableau.

См. примечания в конце таблицы.

**RAILWAY TRANSPORT- TRANSPORT FERROVIAIRE
ЖЕЛЕЗНОДОРОЖНЫЙ ТРАНСПОРТ**

6. Employment in principal railway enterprise(s)**6. Emplois dans les entreprise(s) ferroviaire(s) principale(s)****6. Занятость в основном(ых) железнодорожном(ых) предприятии(ях)**

Unit: number - Unité: nombre - Единица измерения: количество

		Hungary Hongrie Венгрия			Ireland Irlande Ирландия			Latvia Lettonie Латвия		
		2013	2014	2015	2013	2014	2015	2013	2014	2015
1	Railway enterprise(s)	52	52	52	2	2	2	26	32	33
2	Total number of employees	-	-	-	-	-	-	-	-	-
	<i>by gender</i>									
2.11	- Female	-	-	-	-	-	-	-	-	-
2.12	- Male	-	-	-	-	-	-	-	-	-
	<i>by type of employment</i>									
2.21	- General administration	-	-	-	-	-	-	-	-	-
2.22	- Railway operations	-	-	-	-	-	-	-	-	-
2.23	- Other	-	-	-	-	-	-	-	-	-

		Lithuania Lituanie Литва			Norway Norvège Норвегия			Poland Pologne Польша		
		2013	2014	2015	2013	2014	2015	2013	2014	2015
1	Railway enterprise(s)	1	1	1	16	15	-	69	69	72
2	Total number of employees	-	-	-	-	-	-	-	-	-
	<i>by gender</i>									
2.11	- Female	-	-	-	-	-	-	-	-	-
2.12	- Male	-	-	-	-	-	-	-	-	-
	<i>by type of employment</i>									
2.21	- General administration	-	-	-	-	-	-	-	-	-
2.22	- Railway operations	-	-	-	-	-	-	-	-	-
2.23	- Other	-	-	-	-	-	-	-	-	-

		Portugal Portugal Португалия			Republic of Moldova République de Moldova Республика Молдова			Russian Federation Fédération de Russie Российская Федерация		
		2013	2014	2015	2013	2014	2015	2013	2014	2015
1	Railway enterprise(s)	5	5	-	1	1	-	-	-	-
2	Total number of employees	-	-	-	10 304	10 890	-	752 414	720 676	-
	<i>by gender</i>									
2.11	- Female	-	-	-	3 250	3 410	-	-	-	-
2.12	- Male	-	-	-	7 054	7 480	-	-	-	-
	<i>by type of employment</i>									
2.21	- General administration	-	-	-	215	223	-	-	-	-
2.22	- Railway operations	-	-	-	8 144	8 178	-	-	-	-
2.23	- Other	-	-	-	1 945	2 489	-	-	-	-

		Serbia Serbie Сербия			Slovakia Slovaquie Словакия			Slovenia Slovénie Словения		
		2013	2014	2015	2013	2014	2015	2013	2014	2015
1	Railway enterprise(s)	1	1	4	17	16	16	1	1	1
2	Total number of employees	18 047	17 078	-	-	-	-	-	-	-
	<i>by gender</i>									
2.11	- Female	14 647	13 850	-	-	-	-	-	-	-
2.12	- Male	3 400	3 228	-	-	-	-	-	-	-
	<i>by type of employment</i>									
2.21	- General administration	1 657	1 612	-	-	-	-	-	-	-
2.22	- Railway operations	11 879	11 249	-	-	-	-	-	-	-
2.23	- Other	4 511	4 217	-	-	-	-	-	-	-

For notes see end of table.

Voir note à la fin du tableau.

См. примечания в конце таблицы.

**RAILWAY TRANSPORT- TRANSPORT FERROVIAIRE
ЖЕЛЕЗНОДОРОЖНЫЙ ТРАНСПОРТ**

6. Employment in principal railway enterprise(s)**6. Emplois dans les entreprise(s) ferroviaire(s) principale(s)****6. Занятость в основном(ых) железнодорожном(ых) предприятии(ях)**

Unit: number - Unité: nombre - Единица измерения: количество

		Spain Espagne Испания			Sweden Suède Швеция			Switzerland Suisse Швейцария		
		2013	2014	2015	2013	2014	2015	2013	2014	2015
1	Railway enterprise(s)	22	-	-	30	31	31	70	68	-
2	Total number of employees	-	-	-	-	-	-	-	-	-
	<i>by gender</i>									
2.11	- Female	-	-	-	-	-	-	-	-	-
2.12	- Male	-	-	-	-	-	-	-	-	-
	<i>by type of employment</i>									
2.21	- General administration	-	-	-	-	-	-	-	-	-
2.22	- Railway operations	-	-	-	-	-	-	-	-	-
2.23	- Other	-	-	-	-	-	-	-	-	-

		The FYR of Macedonia* L'ex-République yougoslave de Macédoine Бывшая Югославская Республика Македония			Turkey Turquie Турция			United Kingdom Royaume-Uni Соединенное Королевство		
		2013	2014	2015	2013	2014	2015	2013	2014	2015
1	Railway enterprise(s)	2	2	2	1	1	1	39	38	37
2	Total number of employees	1 225	1 174	-	25 770	24 872	-	-	-	-
	<i>by gender</i>									
2.11	- Female	168	158	-	890	995	-	-	-	-
2.12	- Male	-	1 016	-	24 880	23 877	-	-	-	-
	<i>by type of employment</i>									
2.21	- General administration	205	204	-	4 410	4 340	-	-	-	-
2.22	- Railway operations	402	384	-	21 360	20 532	-	-	-	-
2.23	- Other	618	586	-	-	-	-	-	-	-

		United States Etats-Unis Соединенные Штаты		
		2013	2014	2015
1	Railway enterprise(s)	574	-	-
2	Total number of employees	-	-	-
	<i>by gender</i>			
2.11	- Female	-	-	-
2.12	- Male	-	-	-
	<i>by type of employment</i>			
2.21	- General administration	-	-	-
2.22	- Railway operations	-	-	-
2.23	- Other	-	-	-

* The former Yugoslav Republic of Macedonia

For notes see end of table.

Voir note à la fin du tableau.

См. примечания в конце таблицы.

**RAILWAY TRANSPORT- TRANSPORT FERROVIAIRE
ЖЕЛЕЗНОДОРОЖНЫЙ ТРАНСПОРТ**

7. Networks at 31 December**7. Réseau au 31 décembre****7. Сети на 31 декабря**

Item	Description	Rubrique	Description
1	Total length of lines operated - (km)	1	Longueur totale des lignes exploitées - (km)
	<i>by type of track</i>		<i>par nombre de voies</i>
1.11	- Single track	1.11	- à deux voies ou plus
1.12	- Double track or more	1.12	- à voie unique
	<i>by track gauge</i>		<i>par écartement des voies</i>
1.21	- Standard gauge	1.21	- écartement standard
1.22	- Large gauge	1.22	- écartement large
1.23	- Narrow gauge	1.23	- écartement étroit
	<i>by nature of traffic</i>		<i>par nature de trafic</i>
1.31	- Passenger only	1.31	- voyageurs seulement
1.32	- Freight only	1.32	- marchandises seulement
1.33	- Passenger and freight	1.33	- voyageurs et marchandises
2	Length of electrified lines operated - (km)	2	Longueur des lignes électrifiées exploitées - (km)
	<i>by type of track</i>		<i>par nombre de voies</i>
2.11	- Single track	2.11	- à deux voies ou plus
2.12	- Double track or more	2.12	- à voie unique
	<i>by track gauge</i>		<i>par écartement des voies</i>
2.21	- Standard gauge	2.21	- écartement standard
2.22	- Large gauge	2.22	- écartement large
2.23	- Narrow gauge	2.23	- écartement étroit
	<i>by nature of traffic</i>		<i>par nature de trafic</i>
2.31	- Passenger only	2.31	- voyageurs seulement
2.32	- Freight only	2.32	- marchandises seulement
2.33	- Passenger and freight	2.33	- voyageurs et marchandises

Статья	Описание
1	Общая протяженность эксплуатируемых линий - (км)
	<i>по числу путей</i>
1.11	- Однопутные
1.12	- Двухпутные или более
	<i>по ширине колеи</i>
1.21	- Нормальная колея
1.22	- Широкая колея
1.23	- Узкая колея
	<i>по типу перевозок</i>
1.31	- Только пассажирские
1.32	- Только грузовые
1.33	- Пассажирские и грузовые
2	Протяженность эксплуатируемых электрифицированных линий - (км)
	<i>по числу путей</i>
2.11	- Однопутные
2.12	- Двухпутные или более
	<i>по ширине колеи</i>
2.21	- Нормальная колея
2.22	- Широкая колея
2.23	- Узкая колея
	<i>по типу перевозок</i>
2.31	- Только пассажирские
2.32	- Только грузовые
2.33	- Только грузовые

**RAILWAY TRANSPORT - TRANSPORT FERROVIAIRE
ЖЕЛЕЗНОДОРОЖНЫЙ ТРАНСПОРТ**

**7. Networks at 31 December
7. Réseau au 31 décembre
7. Сети на 31 декабря**

Unit : km - Unité : km - Единица - км

		Armenia Arménie Армения			Austria Autriche Австрия			Azerbaijan Azerbaïdjan Азербайджан		
		2013	2014	2015	2013	2014	2015	2013	2014	2015
1	Total length of lines	703	703	-	5 531	5 531	5 522	2 068	2 066	2 068
	<i>by type of track</i>									
1.11	- Single track	703	703	-	3 473	3 460	3 405	-	1 266	1 265
1.12	- Double track or more	-	-	-	2 058	2 059	2 116	-	800	803
	<i>by track gauge</i>									
1.21	- Standard gauge	-	-	-	5 222	5 222	5 212	-	-	-
1.22	- Large gauge	-	-	-	-	-	-	-	-	2 068
1.23	- Narrow gauge	-	-	-	309	309	310	-	-	-
	<i>by nature of traffic</i>									
1.31	- Passenger only	-	-	-	-	-	-	-	-	-
1.32	- Freight only	-	-	-	-	-	-	-	-	-
1.33	- Passenger and freight	-	-	-	5 531	5 531	5 522	-	-	2 068
2	Length of electrified lines	-	-	-	3 854	3 852	3 905	-	1 238	1 233
	<i>by type of track</i>									
2.11	- Single track	-	-	-	1 796	1 793	1 794	-	-	-
2.12	- Double track or more	-	-	-	2 058	2 059	2 111	-	-	-
	<i>by track gauge</i>									
2.21	- Standard gauge	-	-	-	3 713	3 713	3 763	-	-	-
2.22	- Large gauge	-	-	-	-	-	-	-	-	-
2.23	- Narrow gauge	-	-	-	141	141	142	-	-	-
	<i>by nature of traffic</i>									
2.31	- Passenger only	-	-	-	-	-	-	-	-	-
2.32	- Freight only	-	-	-	-	-	-	-	-	-
2.33	- Passenger and freight	-	-	-	3 854	3 852	3 905	-	-	-

		Belarus Bélarus Беларусь			Bosnia-Herzegovina Bosnie-Herzégovine Босния и Герцеговина			Bulgaria Bulgarie България		
		2013	2014	2015	2013	2014	2015	2013	2014	2015
1	Total length of lines	5 469	5 470	-	1 027	1 027	1 027	4 032	4 023	-
	<i>by type of track</i>									
1.11	- Single track	3 835	3 836	-	934	934	934	3 043	3 043	-
1.12	- Double track or more	1 634	1 634	-	93	93	93	989	989	-
	<i>by track gauge</i>									
1.21	- Standard gauge	-	-	-	601	601	601	3 907	3 898	-
1.22	- Large gauge	5 456	5 457	-	-	-	-	-	-	-
1.23	- Narrow gauge	13	13	-	-	-	-	125	125	-
	<i>by nature of traffic</i>									
1.31	- Passenger only	-	-	-	-	-	-	175	175	-
1.32	- Freight only	-	-	-	-	-	-	272	262	-
1.33	- Passenger and freight	-	-	-	601	601	601	3 585	3 586	-
2	Length of electrified lines	1 013	1 012	-	772	772	772	2 869	2 861	-
	<i>by type of track</i>									
2.11	- Single track	57	57	-	679	679	679	1 880	1 872	-
2.12	- Double track or more	956	955	-	94	94	94	989	989	-
	<i>by track gauge</i>									
2.21	- Standard gauge	-	-	-	441	441	441	2 869	2 861	-
2.22	- Large gauge	986	986	-	-	-	-	-	-	-
2.23	- Narrow gauge	27	26	-	-	-	-	-	-	-
	<i>by nature of traffic</i>									
2.31	- Passenger only	-	-	-	-	-	-	16	16	-
2.32	- Freight only	-	-	-	-	-	-	105	94	-
2.33	- Passenger and freight	-	-	-	441	441	441	2 748	2 751	-

For notes see end of table.

Voir note à la fin du tableau.

См. примечания в конце таблицы.

**RAILWAY TRANSPORT - TRANSPORT FERROVIAIRE
ЖЕЛЕЗНОДОРОЖНЫЙ ТРАНСПОРТ**

**7. Networks at 31 December
7. Réseau au 31 décembre
7. Сети на 31 декабря**

Unit : km - Unité : km - Единица - км

		Croatia Croatie Хорватия			Czechia Tchéquie Чехия			Estonia Estonie Эстония		
		2013	2014	2015	2013	2014	2015	2013	2014	2015
1	Total length of lines	2 722	2 604	2 604	9 560	-	-	1 166	1 166	1 164
	<i>by type of track</i>									
1.11	- Single track	2 468	2 350	2 350	7 635	-	-	1 064	1 064	1 062
1.12	- Double track or more	254	254	254	1 925	-	-	102	102	102
	<i>by track gauge</i>									
1.21	- Standard gauge	2 722	2 604	2 604	9 459	-	-	-	-	-
1.22	- Large gauge	-	-	-	-	-	-	1 166	1 166	1 164
1.23	- Narrow gauge	-	-	-	102	-	-	-	-	-
	<i>by nature of traffic</i>									
1.31	- Passenger only	-	-	-	-	-	-	-	-	-
1.32	- Freight only	-	-	-	-	-	-	-	-	-
1.33	- Passenger and freight	2 722	2 604	2 604	9 560	-	-	1 166	1 166	1 164
2	Length of electrified lines	985	970	970	3 216	-	-	132	132	132
	<i>by type of track</i>									
2.11	- Single track	735	720	720	1 363	-	-	65	56	56
2.12	- Double track or more	250	250	250	1 852	-	-	67	76	76
	<i>by track gauge</i>									
2.21	- Standard gauge	985	970	970	3 216	-	-	-	-	-
2.22	- Large gauge	-	-	-	-	-	-	132	132	132
2.23	- Narrow gauge	-	-	-	-	-	-	-	-	-
	<i>by nature of traffic</i>									
2.31	- Passenger only	-	-	-	-	-	-	-	-	-
2.32	- Freight only	-	-	-	-	-	-	-	-	-
2.33	- Passenger and freight	985	970	970	3 216	-	-	132	132	132

		Finland ¹ Finlande Финляндия			France France Франция			Georgia Géorgie Грузия		
		2013	2014	2015	2013	2014	2015	2013	2014	2015
1	Total length of lines	5 944	5 944	5 923	30 318	29 335	28 987	1 578	1 576	-
	<i>by type of track</i>									
1.11	- Single track	5 357	5 342	5 280	12 679	12 412	12 096	-	-	-
1.12	- Double track or more	587	602	643	16 936	16 923	16 826	-	-	-
	<i>by track gauge</i>									
1.21	- Standard gauge	-	-	-	30 152	29 169	28 821	-	-	-
1.22	- Large gauge	5 944	5 944	5 923	-	-	-	-	-	-
1.23	- Narrow gauge	-	-	-	166	166	166	-	-	-
	<i>by nature of traffic</i>									
1.31	- Passenger only	-	-	-	-	-	-	-	-	-
1.32	- Freight only	1 690	1 682	1 601	-	-	-	-	-	-
1.33	- Passenger and freight	4 044	4 042	4 021	-	-	-	-	-	-
2	Length of electrified lines	3 172	3 256	3 262	15 858	16 031	16 008	1 578	1 576	-
	<i>by type of track</i>									
2.11	- Single track	2 585	2 654	2 619	-	-	-	-	-	-
2.12	- Double track or more	587	602	643	-	-	-	-	-	-
	<i>by track gauge</i>									
2.21	- Standard gauge	-	-	-	-	-	-	-	-	-
2.22	- Large gauge	3 172	3 256	3 262	-	-	-	-	-	-
2.23	- Narrow gauge	-	-	-	-	-	-	-	-	-
	<i>by nature of traffic</i>									
2.31	- Passenger only	-	-	-	-	-	-	-	-	-
2.32	- Freight only	288	296	322	-	-	-	-	-	-
2.33	- Passenger and freight	2 885	2 969	2 940	-	-	-	-	-	-

For notes see end of table.

Voir note à la fin du tableau.

См. примечания в конце таблицы.

**RAILWAY TRANSPORT - TRANSPORT FERROVIAIRE
ЖЕЛЕЗНОДОРОЖНЫЙ ТРАНСПОРТ**

**7. Networks at 31 December
7. Réseau au 31 décembre
7. Сети на 31 декабря**

Unit : km - Unité : km - Единица - км

		Germany Allemagne Германия			Greece Grèce Греция			Hungary Hongrie Венгрия		
		2013	2014	2015	2013	2014	2015	2013	2014	2015
1	Total length of lines	37 860	37 775	-	2 586	-	2 240	7 357	8 017	7 197
	<i>by type of track</i>									
1.11	- Single track	-	-	-	2 063	-	1 716	6 166	6 811	5 992
1.12	- Double track or more	-	-	-	523	-	524	1 190	1 206	1 205
	<i>by track gauge</i>									
1.21	- Standard gauge	-	-	-	1 839	-	1 780	7 115	7 640	7 049
1.22	- Large gauge	-	-	-	-	-	-	36	37	37
1.23	- Narrow gauge	-	-	-	747	-	460	206	340	111
	<i>by nature of traffic</i>									
1.31	- Passenger only	-	-	-	43	-	38	190	221	211
1.32	- Freight only	-	-	-	17	-	19	755	852	676
1.33	- Passenger and freight	-	-	-	2 526	-	2 183	6 412	6 688	6 310
2	Length of electrified lines	-	-	-	437	-	494	2 969	3 014	2 963
	<i>by type of track</i>									
2.11	- Single track	-	-	-	82	-	107	1 792	1 824	1 778
2.12	- Double track or more	-	-	-	355	-	387	1 177	1 190	1 185
	<i>by track gauge</i>									
2.21	- Standard gauge	-	-	-	437	-	494	2 969	3 014	2 963
2.22	- Large gauge	-	-	-	-	-	-	-	-	-
2.23	- Narrow gauge	-	-	-	-	-	-	-	-	-
	<i>by nature of traffic</i>									
2.31	- Passenger only	-	-	-	-	-	-	2	2	7
2.32	- Freight only	-	-	-	-	-	-	61	76	59
2.33	- Passenger and freight	-	-	-	437	-	494	2 905	2 936	2 897

		Ireland Irlande Ирландия			Italy Italie Италия			Latvia Lettonie Латвия		
		2013	2014	2015	2013	2014	2015	2013	2014	2015
1	Total length of lines	1 931	1 931	1 931	16 752	-	-	1 859	1 860	1 860
	<i>by type of track</i>									
1.11	- Single track	1 208	1 208	1 208	9 211	-	-	1 543	1 493	1 493
1.12	- Double track or more	723	723	723	7 540	-	-	316	367	367
	<i>by track gauge</i>									
1.21	- Standard gauge	37	37	37	16 752	-	-	-	-	-
1.22	- Large gauge	1 894	1 894	1 894	-	-	-	1 826	1 826	1 826
1.23	- Narrow gauge	-	-	-	-	-	-	33	33	33
	<i>by nature of traffic</i>									
1.31	- Passenger only	1 716	1 716	1 716	-	-	-	101	101	101
1.32	- Freight only	46	46	46	-	-	-	483	556	556
1.33	- Passenger and freight	169	169	169	16 752	-	-	1 275	1 203	1 203
2	Length of electrified lines	145	145	145	11 969	-	-	248	251	251
	<i>by type of track</i>									
2.11	- Single track	8	8	8	4 506	-	-	54	48	48
2.12	- Double track or more	137	137	137	7 463	-	-	194	201	199
	<i>by track gauge</i>									
2.21	- Standard gauge	37	37	37	11 969	-	-	-	-	-
2.22	- Large gauge	108	108	108	-	-	-	248	251	251
2.23	- Narrow gauge	-	-	-	-	-	-	-	-	-
	<i>by nature of traffic</i>									
2.31	- Passenger only	145	145	145	-	-	-	-	-	-
2.32	- Freight only	-	-	-	-	-	-	-	-	-
2.33	- Passenger and freight	-	-	-	11 969	-	-	248	251	251

For notes see end of table.

Voir note à la fin du tableau.

См. примечания в конце таблицы.

**RAILWAY TRANSPORT - TRANSPORT FERROVIAIRE
ЖЕЛЕЗНОДОРОЖНЫЙ ТРАНСПОРТ**

**7. Networks at 31 December
7. Réseau au 31 décembre
7. Сети на 31 декабря**

Unit : km - Unité : km - Единица - км

		Lithuania Lituanie Литва			Netherlands ² Pays-Bas Нидерланды			Norway Norvège Норвегия		
		2013	2014	2015	2013	2014	2015	2013	2014	2015
1	Total length of lines	1 768	1 768	1 877	3 013	3 032	-	3 897	3 906	-
	<i>by type of track</i>									
1.11	- Single track	1 375	1 375	1 447	922	900	-	3 651	3 660	-
1.12	- Double track or more	393	393	431	2 091	2 132	-	246	246	-
	<i>by track gauge</i>									
1.21	- Standard gauge	22	22	115	-	-	-	3 897	3 906	-
1.22	- Large gauge	1 746	1 746	1 762	-	-	-	-	-	-
1.23	- Narrow gauge	-	-	-	-	-	-	-	-	-
	<i>by nature of traffic</i>									
1.31	- Passenger only	-	-	-	-	-	-	321	321	-
1.32	- Freight only	-	-	-	-	-	-	157	196	-
1.33	- Passenger and freight	1 768	1 768	1 877	3 013	3 032	-	3 419	3 389	-
2	Length of electrified lines	122	122	122	2 266	2 307	-	2 500	2 470	-
	<i>by type of track</i>									
2.11	- Single track	5	5	5	305	305	-	2 254	2 224	-
2.12	- Double track or more	117	117	117	1 961	2 002	-	246	246	-
	<i>by track gauge</i>									
2.21	- Standard gauge	-	-	-	-	-	-	2 500	2 470	-
2.22	- Large gauge	122	122	122	-	-	-	-	-	-
2.23	- Narrow gauge	-	-	-	-	-	-	-	-	-
	<i>by nature of traffic</i>									
2.31	- Passenger only	-	-	-	-	-	-	321	321	-
2.32	- Freight only	-	-	-	-	-	-	63	63	-
2.33	- Passenger and freight	122	122	122	2 266	2 307	-	2 116	2 086	-

		Poland Pologne Польша			Portugal Portugal Португалия			Republic of Moldova République de Moldova Республика Молдова		
		2013	2014	2015	2013	2014	2015	2013	2014	2015
1	Total length of lines	19 328	19 240	19 231	2 544	2 546	-	1 157	1 156	1 151
	<i>by type of track</i>									
1.11	- Single track	10 629	10 623	10 505	1 934	1 935	-	1 082	1 081	1 076
1.12	- Double track or more	8 699	8 617	8 726	610	611	-	75	75	75
	<i>by track gauge</i>									
1.21	- Standard gauge	18 721	18 702	18 694	-	-	-	11	10	4
1.22	- Large gauge	538	538	537	2 432	2 433	-	1 071	1 071	1 071
1.23	- Narrow gauge	69	-	-	112	113	-	-	-	-
	<i>by nature of traffic</i>									
1.31	- Passenger only	773	758	846	-	-	-	-	-	-
1.32	- Freight only	2 977	3 128	2 316	-	-	-	-	-	-
1.33	- Passenger and freight	15 578	15 354	16 069	-	-	-	1 157	1 156	1 151
2	Length of electrified lines	11 868	11 830	11 865	1 629	1 630	-	-	-	-
	<i>by type of track</i>									
2.11	- Single track	3 973	4 028	3 966	1 019	1 020	-	-	-	-
2.12	- Double track or more	7 895	7 802	7 899	610	611	-	-	-	-
	<i>by track gauge</i>									
2.21	- Standard gauge	11 853	11 816	11 851	-	-	-	-	-	-
2.22	- Large gauge	15	14	14	1 629	1 630	-	-	-	-
2.23	- Narrow gauge	-	-	-	-	-	-	-	-	-
	<i>by nature of traffic</i>									
2.31	- Passenger only	131	129	694	-	-	-	-	-	-
2.32	- Freight only	893	938	1 055	-	-	-	-	-	-
2.33	- Passenger and freight	10 844	10 763	10 116	-	-	-	-	-	-

For notes see end of table.

Voir note à la fin du tableau.

См. примечания в конце таблицы.

**RAILWAY TRANSPORT - TRANSPORT FERROVIAIRE
ЖЕЛЕЗНОДОРОЖНЫЙ ТРАНСПОРТ**

**7. Networks at 31 December
7. Réseau au 31 décembre
7. Сети на 31 декабря**

Unit : km - Unité : km - Единица - км

		Romania Roumanie Румыния			Russian Federation Fédération de Russie Российская Федерация			Serbia Serbie Сербия		
		2013	2014	2015	2013	2014	2015	2013	2014	2015
1	Total length of lines	10 768	10 777	10 770	85 625	86 254	-	3 819	3 819	3 766
	<i>by type of track</i>									
1.11	- Single track	7 859	7 868	7 715	47 960	48 328	-	3 536	3 536	3 471
1.12	- Double track or more	2 909	2 909	2 917	37 665	37 926	-	283	283	295
	<i>by track gauge</i>									
1.21	- Standard gauge	10 630	10 638	10 632	-	-	-	3 819	3 819	3 766
1.22	- Large gauge	134	134	134	84 401	84 401	-	-	-	-
1.23	- Narrow gauge	4	5	4	865	865	-	-	-	-
	<i>by nature of traffic</i>									
1.31	- Passenger only	-	-	-	-	-	-	-	-	-
1.32	- Freight only	-	-	-	-	-	-	-	-	-
1.33	- Passenger and freight	10 768	10 777	10 770	-	-	-	3 819	3 819	3 766
2	Length of electrified lines	4 029	4 029	4 030	43 354	43 764	-	1 275	1 275	1 279
	<i>by type of track</i>									
2.11	- Single track	1 651	1 651	1 643	10 698	10 685	-	998	998	984
2.12	- Double track or more	2 378	2 378	2 387	32 656	32 670	-	277	277	295
	<i>by track gauge</i>									
2.21	- Standard gauge	4 028	4 028	4 029	-	-	-	1 275	1 275	1 279
2.22	- Large gauge	1	1	1	43 354	43 355	-	-	-	-
2.23	- Narrow gauge	-	-	-	-	-	-	-	-	-
	<i>by nature of traffic</i>									
2.31	- Passenger only	-	-	-	-	-	-	-	-	-
2.32	- Freight only	-	-	-	-	-	-	-	-	-
2.33	- Passenger and freight	4 029	4 029	4 030	-	-	-	1 275	1 275	1 279

		Slovakia Slovaquie Словакия			Slovenia Slovénie Словения			Spain Espagne Испания		
		2013	2014	2015	2013	2014	2015	2013	2014	2015
1	Total length of lines	3 631	3 627	3 626	1 209	1 209	1 209	15 312	-	-
	<i>by type of track</i>									
1.11	- Single track	2 614	2 010	2 609	879	879	879	9 762	-	-
1.12	- Double track or more	1 017	1 017	1 017	330	330	330	5 550	-	-
	<i>by track gauge</i>									
1.21	- Standard gauge	3 482	3 482	3 481	1 209	1 209	1 209	2 322	-	-
1.22	- Large gauge	99	99	99	-	-	-	11 664	-	-
1.23	- Narrow gauge	50	46	46	-	-	-	1 207	-	-
	<i>by nature of traffic</i>									
1.31	- Passenger only	59	55	55	2	2	2	3 613	-	-
1.32	- Freight only	171	180	340	87	87	87	261	-	-
1.33	- Passenger and freight	3 401	3 392	3 231	1 120	1 120	1 120	10 849	-	-
2	Length of electrified lines	1 586	1 586	1 587	500	500	500	9 275	-	-
	<i>by type of track</i>									
2.11	- Single track	675	675	676	170	170	170	3 773	-	-
2.12	- Double track or more	911	911	911	330	330	330	5 502	-	-
	<i>by track gauge</i>									
2.21	- Standard gauge	1 446	1 446	1 447	500	500	500	2 322	-	-
2.22	- Large gauge	94	94	94	-	-	-	6 488	-	-
2.23	- Narrow gauge	46	46	46	-	-	-	346	-	-
	<i>by nature of traffic</i>									
2.31	- Passenger only	46	46	46	-	-	-	2 894	-	-
2.32	- Freight only	133	124	123	11	11	11	58	-	-
2.33	- Passenger and freight	1 407	1 416	1 418	489	489	489	6 316	-	-

For notes see end of table.

Voir note à la fin du tableau.

См. примечания в конце таблицы.

**RAILWAY TRANSPORT - TRANSPORT FERROVIAIRE
ЖЕЛЕЗНОДОРОЖНЫЙ ТРАНСПОРТ**

**7. Networks at 31 December
7. Réseau au 31 décembre
7. Сети на 31 декабря**

Unit : km - Unité : km - Единица - км

		Sweden			The FYR of Macedonia*			Turkey ³		
		Suède			L'ex-République yougoslave de Macédoine			Turquie		
		Швеция			Бывшая Югославская Республика Македония			Турция		
	2013	2014	2015	2013	2014	2015	2013	2014	2015	
1	Total length of lines	10 957	10 881	10 908	699	699	465	9 718	10 087	10 131
	<i>by type of track</i>									
1.11	- Single track	9 010	8 932	8 945	699	699	465	8 772	8 928	8 950
1.12	- Double track or more	1 948	1 950	1 964	-	-	-	946	1 159	1 181
	<i>by track gauge</i>									
1.21	- Standard gauge	10 892	10 816	10 843	699	699	465	9 718	10 087	10 131
1.22	- Large gauge	-	-	-	-	-	-	-	-	-
1.23	- Narrow gauge	65	65	65	-	-	-	-	-	-
	<i>by nature of traffic</i>									
1.31	- Passenger only	-	-	-	-	-	-	872	1 184	1 184
1.32	- Freight only	-	-	-	-	-	54	-	-	-
1.33	- Passenger and freight	-	-	-	699	699	412	8 846	8 903	8 947
2	Length of electrified lines	8 214	8 232	8 235	234	234	234	2 922	3 330	3 423
	<i>by type of track</i>									
2.11	- Single track	6 267	6 283	6 272	234	234	-	2 101	2 288	2 372
2.12	- Double track or more	1 948	1 950	1 964	-	-	-	821	1 042	1 051
	<i>by track gauge</i>									
2.21	- Standard gauge	8 149	8 167	8 170	234	234	234	2 922	3 330	3 423
2.22	- Large gauge	-	-	-	-	-	-	-	-	-
2.23	- Narrow gauge	65	65	65	-	-	-	-	-	-
	<i>by nature of traffic</i>									
2.31	- Passenger only	-	-	-	-	-	-	872	1 184	1 184
2.32	- Freight only	-	-	-	-	-	3	-	-	-
2.33	- Passenger and freight	-	-	-	234	234	231	2 050	2 146	2 239

		United Kingdom			United States ⁴		
		Royaume-Uni			Etats-Unis		
		Соединенное Королевство			Соединенные Штаты		
	2013	2014	2015	2013	2014	2015	
1	Total length of lines	16 202	16 209	16 248	153 266	-	-
	<i>by type of track</i>						
1.11	- Single track	-	-	-	-	-	-
1.12	- Double track or more	-	-	-	-	-	-
	<i>by track gauge</i>						
1.21	- Standard gauge	16 202	16 209	16 248	-	-	-
1.22	- Large gauge	-	-	-	-	-	-
1.23	- Narrow gauge	-	-	-	-	-	-
	<i>by nature of traffic</i>						
1.31	- Passenger only	340	340	340	-	-	-
1.32	- Freight only	1 249	1 256	1 247	-	-	-
1.33	- Passenger and freight	14 613	14 613	14 613	-	-	-
2	Length of electrified lines	5 377	5 381	5 440	-	-	-
	<i>by type of track</i>						
2.11	- Single track	-	-	-	-	-	-
2.12	- Double track or more	-	-	-	-	-	-
	<i>by track gauge</i>						
2.21	- Standard gauge	5 377	5 381	5 440	-	-	-
2.22	- Large gauge	-	-	-	-	-	-
2.23	- Narrow gauge	-	-	-	-	-	-
	<i>by nature of traffic</i>						
2.31	- Passenger only	-	-	-	-	-	-
2.32	- Freight only	-	-	-	-	-	-
2.33	- Passenger and freight	-	-	-	-	-	-

* The former Yugoslav Republic of Macedonia

For notes see end of table.

Voir note à la fin du tableau.

См. примечания в конце таблицы.

RAILWAY TRANSPORT - TRANSPORT FERROVIAIRE
ЖЕЛЕЗНОДОРОЖНЫЙ ТРАНСПОРТ

NOTES TO TABLE 7 - NOTES DU TABLEAU 7 - ПРИМЕЧАНИЯ К ТАБЛИЦЕ 7

Country notes - Notes relatives aux pays - Примечания к данным, представляемым странами

1) Change in statistical methods in 2015.	1) Changement de méthodes statistiques en 2015.	1) Изменение в статистических методах в 2015 году.
2) 2014 data are from 1 April.	2) Les données 2014 datent du 1 avril.	2) Данные на 2014 г. - с 1 апреля.
3) Excludes branch and station lines.	3) Ne comprend pas les lignes "branche" et "station".	3) Исключает станции филиалов и линий.
4) Includes only Class I freight railroads	4) Comprend seulement le transport ferroviaire de marchandises de type Classe I.	4) Включает только железнодорожные грузовые перевозки первым классом.

**RAILWAY TRANSPORT- TRANSPORT FERROVIAIRE
ЖЕЛЕЗНОДОРОЖНЫЙ ТРАНСПОРТ**

8. Mobile equipment at 31 December**8. Equipement mobile au 31 décembre****8. Подвижной состав на 31 декабря**

Item Rubrique Статья	Description	Description	Описание
1.1	Locomotives (number)	Locomotives (nombre)	Локомотивы (число)
1.11	- Electric locomotives	- Locomotives électriques	- Электровозы
1.12	- Diesel locomotives	- Locomotives Diesel	- Тепловозы
1.13	- Steam locomotives	- Locomotives à vapeur	- Паровозы
1.2	Locomotives - power (1 000 kW)	Locomotives - puissance (1 000 kW)	Локомотивы (1 000 кВт)
1.21	- Electric locomotives	- Locomotives électriques	- Электровозы
1.22	- Diesel locomotives	- Locomotives Diesel	- Тепловозы
1.23	- Steam locomotives	- Locomotives à vapeur	- Паровозы
2.1	Railcars (number)	Automotrices (nombre)	Автомотрисы (число)
2.11	- Electric railcars	- Automotrices électriques	- Электромотрисы
2.12	- Diesel railcars	- Automotrices Diesel	- Дизельные автомотрисы
2.2	Railcars - power (1 000 kW)	Automotrices - puissance (1 000 kW)	Автомотрисы (1 000 кВт)
2.21	- Electric railcars	- Automotrices électriques	- Электромотрисы
2.22	- Diesel railcars	- Automotrices Diesel	- Дизельные автомотрисы
3.1	Passenger carriages (number)	Voitures de voyageurs (nombre)	Пассажирские вагоны (число)
3.11	- Coaches	- Voitures	- Пассажирские вагоны
3.12	- Passenger railcars and railcar trailers	- Automotrices de voyageurs et remorques d'automotrices	- Пассажирские автомотрисы
3.2	Number of seats and berths (1 000)	Nombre de places assises et couchées (1 000)	Число сидячих и спальных мест (1 000)
3.21	- Coaches	- Voitures	- Пассажирские вагоны
3.22	- Passenger railcars and railcar trailers	- Automotrices de voyageurs et remorques d'automotrices	- Пассажирские автомотрисы
4	Vans (number)	Fourgons (nombre)	Багажные вагоны (число)
5	Wagons (number)	Wagons (nombre)	Вагоны (число)
5.10	- Covered wagons	- Wagons couverts	- Крытые вагоны
5.20	- High-sided wagons	- Wagons-tombereaux	- Полувагоны
5.30	- Flat wagons	- Wagons plat	- Вагоны-платформы
5.40	- Other wagons	- Autres wagons	- Прочие вагоны
5.1	Principal Railway Enterprise(s) Wagons	Wagons de(s) l'entreprise(s) ferroviaire(s) principale(s)	Товарные вагоны, принадлежащие основным железнодорожным предприятиям
5.11	- Covered wagons	- Wagons couverts	- Крытые вагоны
5.21	- High-sided wagons	- Wagons-tombereaux	- Полувагоны
5.31	- Flat wagons	- Wagons plat	- Вагоны-платформы
5.41	- Other wagons	- Autres wagons	- Прочие вагоны
6	Wagons (capacity in 10³ tonnes)	Wagons (capacité en 10³ tonnes)	Вагоны (емкость в 10³ т)
6.10	- Covered wagons	- Wagons couverts	- Крытые вагоны
6.20	- High-sided wagons	- Wagons-tombereaux	- Полувагоны
6.30	- Flat wagons	- Wagons plat	- Вагоны-платформы
6.40	- Other wagons	- Autres wagons	- Прочие вагоны
6.1	Principal Railway Enterprise(s) Wagons	Wagons de(s) l'entreprise(s) ferroviaire(s) principale(s)	Товарные вагоны, принадлежащие основным железнодорожным предприятиям
6.11	- Covered wagons	- Wagons couverts	- Крытые вагоны
6.21	- High-sided wagons	- Wagons-tombereaux	- Полувагоны
6.31	- Flat wagons	- Wagons plat	- Вагоны-платформы
6.41	- Other wagons	- Autres wagons	- Прочие вагоны

**RAILWAY TRANSPORT- TRANSPORT FERROVIAIRE
ЖЕЛЕЗНОДОРОЖНЫЙ ТРАНСПОРТ**

**8. Mobile equipment at 31 December
8. Equipement mobile au 31 décembre
8. Подвижной состав на 31 декабря**

	Austria Autriche Австрия			Azerbaijan Azerbaïdjan Азербайджан			Belarus Bélarus Беларусь		
	2013	2014	2015	2013	2014	2015	2013	2014	2015
1.1 Locomotives (number)	1 366	1 367	1 314	344	328	330	828	825	-
1.11 - Electric	888	889	882	138	127	127	79	79	-
1.12 - Diesel	464	464	432	202	197	199	749	746	-
1.13 - Steam	-	-	-	4	4	4	-	-	-
1.2 Locomotives (1 000 kW)	-	-	-	-	-	-	-	-	-
1.21 - Electric	-	-	-	-	-	-	-	-	-
1.22 - Diesel	-	-	-	-	-	-	-	-	-
1.23 - Steam	-	-	-	-	-	-	-	-	-
2.1 Railcars (number)	657	666	658	24	22	36	457	463	-
2.11 - Electric	431	441	447	23	21	35	280	286	-
2.12 - Diesel	226	225	211	1	1	1	177	177	-
2.2 Railcars (1 000 kW)	-	-	-	-	-	-	-	-	-
2.21 - Electric	-	-	-	-	-	-	-	-	-
2.22 - Diesel	-	-	-	-	-	-	-	-	-
3.1 Passenger carriages (number)	2 287	2 130	2 048	-	-	669	1 642	1 582	-
3.11 - Coaches	-	-	-	-	-	-	1 642	1 582	-
3.12 - Railcars and railcar trailers	-	-	-	-	-	-	-	-	-
3.2 Seats and berths (1 000)	269	253	228	-	-	-	1 560	1 505	-
3.21 - Coaches	-	-	-	-	-	-	1 560	1 505	-
3.22 - Railcars and railcar trailers	-	-	-	-	-	-	-	-	-
4 Vans (number)	-	-	-	-	-	-	34	34	-
5 Total wagons (number)	20 108	19 771	19 294	9 855	9 855	9 550	32 251	32 149	-
5.10 - Covered	5 343	4 123	3 919	4 692	4 692	4 503	4 388	4 299	-
5.20 - High-sided	2 160	2 359	3 644	-	-	-	9 822	9 872	-
5.30 - Flat	3 994	3 923	3 687	2 672	2 672	2 214	2 758	2 709	-
5.40 - Other wagons	4 696	4 323	3 427	2 491	2 491	2 833	15 283	15 269	-
5.1 Principal Railway Enterprise(s)	-	-	-	-	-	-	-	-	-
5.11 - Covered	-	-	-	-	-	-	-	-	-
5.21 - High-sided	-	-	-	-	-	-	-	-	-
5.31 - Flat	-	-	-	-	-	-	-	-	-
5.41 - Other wagons	-	-	-	-	-	-	-	-	-
6 Total wagons (1 000 tonnes)	1 032	1 146	1 120	-	-	-	-	-	-
6.10 - Covered	-	-	-	-	-	-	-	-	-
6.20 - High-sided	-	-	-	-	-	-	-	-	-
6.30 - Flat	-	-	-	-	-	-	-	-	-
6.40 - Other wagons	-	-	-	-	-	-	-	-	-
6.1 Principal Railway Enterprise(s)	-	-	-	-	-	-	-	-	-
6.11 - Covered	-	-	-	-	-	-	-	-	-
6.21 - High-sided	-	-	-	-	-	-	-	-	-
6.31 - Flat	-	-	-	-	-	-	-	-	-
6.41 - Other wagons	-	-	-	-	-	-	-	-	-

For notes see end of table.

Voir note à la fin du tableau.

См. примечания в конце таблицы.

**RAILWAY TRANSPORT- TRANSPORT FERROVIAIRE
ЖЕЛЕЗНОДОРОЖНЫЙ ТРАНСПОРТ**

**8. Mobile equipment at 31 December
8. Equipement mobile au 31 décembre
8. Подвижной состав на 31 декабря**

	Bosnia-Herzegovina Bosnie-Herzégovine Босния и Герцеговина			Bulgaria Bulgarie Болгария			Croatia Croatie Хорватия		
	2013	2014	2015	2013	2014	2015	2013	2014	2015
1.1 Locomotives (number)	168	168	168	458	-	-	266	266	263
1.11 - Electric	75	75	75	237	-	-	107	107	107
1.12 - Diesel	93	93	93	221	-	-	159	159	156
1.13 - Steam	-	-	-	-	-	-	-	-	-
1.2 Locomotives (1 000 kW)	221	221	221	1 017	-	-	540	540	534
1.21 - Electric	166	166	166	776	-	-	397	397	397
1.22 - Diesel	55	55	55	242	-	-	142	142	137
1.23 - Steam	-	-	-	-	-	-	-	-	-
2.1 Railcars (number)	19	19	19	102	-	-	129	129	145
2.11 - Electric	15	15	15	74	-	-	23	23	39
2.12 - Diesel	4	4	4	28	-	-	106	106	106
2.2 Railcars (1 000 kW)	18	18	18	123	-	-	66	66	98
2.21 - Electric	17	17	17	108	-	-	29	29	61
2.22 - Diesel	1	1	1	15	-	-	37	37	37
3.1 Passenger carriages (number)	132	132	132	1 031	-	-	541	529	545
3.11 - Coaches	96	96	96	760	-	-	344	332	356
3.12 - Railcars and railcar trailers	36	36	36	102	-	-	197	197	145
3.2 Seats and berths (1 000)	8	8	8	87	-	-	33	33	36
3.21 - Coaches	5	5	5	59	-	-	19	19	19
3.22 - Railcars and railcar trailers	2	2	2	27	-	-	14	14	17
4 Vans (number)	1	1	1	51	-	-	40	25	25
5 Total wagons (number)	4 634	4 644	4 792	9 907	-	-	5 959	5 518	5 519
5.10 - Covered	612	612	612	948	-	-	1 727	1 420	1 422
5.20 - High-sided	3 239	3 249	3 397	5 085	-	-	2 469	2 458	2 458
5.30 - Flat	416	416	416	1 195	-	-	931	822	123
5.40 - Other wagons	367	367	367	2 679	-	-	832	818	816
5.1 Principal Railway Enterprise(s)	2 129	2 129	2 130	-	-	-	5 959	5 518	-
5.11 - Covered	181	181	181	-	-	-	1 727	1 420	-
5.21 - High-sided	1 693	1 693	1 694	-	-	-	2 469	2 458	-
5.31 - Flat	137	137	137	-	-	-	931	822	-
5.41 - Other wagons	118	118	118	-	-	-	832	818	-
6 Total wagons (1 000 tonnes)	240	241	245	571	-	-	316	295	295
6.10 - Covered	19	19	19	53	-	-	86	70	70
6.20 - High-sided	179	180	184	291	-	-	145	145	145
6.30 - Flat	22	22	22	69	-	-	42	38	7
6.40 - Other wagons	20	20	20	158	-	-	42	42	42
6.1 Principal Railway Enterprise(s)	110	110	111	-	-	-	316	295	-
6.11 - Covered	7	7	7	-	-	-	86	70	-
6.21 - High-sided	89	89	89	-	-	-	145	145	-
6.31 - Flat	8	8	8	-	-	-	42	38	-
6.41 - Other wagons	7	7	7	-	-	-	42	42	-

For notes see end of table.

Voir note à la fin du tableau.

См. примечания в конце таблицы.

**RAILWAY TRANSPORT- TRANSPORT FERROVIAIRE
ЖЕЛЕЗНОДОРОЖНЫЙ ТРАНСПОРТ**

**8. Mobile equipment at 31 December
8. Equipement mobile au 31 décembre
8. Подвижной состав на 31 декабря**

	Czechia Tchéquie Чехия			Estonia Estonie Эстония			Finland Finlande Финляндия		
	2013	2014	2015	2013	2014	2015	2013	2014	2015
1.1 Locomotives (number)	1 932	-	-	294	297	287	465	459	456
1.11 - Electric	770	-	-	-	-	-	155	155	156
1.12 - Diesel	1 126	-	-	293	297	287	310	304	300
1.13 - Steam	-	-	-	-	-	-	-	-	-
1.2 Locomotives (1 000 kW)	3 489	-	-	511	520	498	881	875	877
1.21 - Electric	2 233	-	-	-	-	-	634	634	640
1.22 - Diesel	1 234	-	-	511	520	498	247	241	237
1.23 - Steam	-	-	-	-	-	-	-	-	-
2.1 Railcars (number)	1 002	-	-	65	71	71	187	194	194
2.11 - Electric	265	-	-	19	19	19	171	178	178
2.12 - Diesel	737	-	-	46	52	52	16	16	16
2.2 Railcars (1 000 kW)	530	-	-	90	94	94	285	309	309
2.21 - Electric	312	-	-	48	48	48	275	299	299
2.22 - Diesel	218	-	-	42	46	46	10	10	10
3.1 Passenger carriages (number)	4 298	-	-	267	280	280	1 163	1 181	1 101
3.11 - Coaches	1 993	-	-	63	63	63	505	498	449
3.12 - Railcars and railcar trailers	2 180	-	-	80	85	85	512	546	546
3.2 Seats and berths (1 000)	288	-	-	24	25	25	78	77	73
3.21 - Coaches	147	-	-	8	15	15	43	40	36
3.22 - Railcars and railcar trailers	138	-	-	16	10	10	35	37	37
4 Vans (number)	79	-	-	-	-	-	36	36	36
5 Total wagons (number)	33 289	-	-	22 285	21 188	21 501	9 457	9 078	8 854
5.10 - Covered	3 082	-	-	1 084	1 078	1 045	3 748	3 588	3 572
5.20 - High-sided	19 397	-	-	3 087	2 299	2 851	454	381	350
5.30 - Flat	6 423	-	-	1 623	1 589	1 691	4 331	4 191	4 065
5.40 - Other wagons	4 387	-	-	16 491	15 448	15 164	508	497	446
5.1 Principal Railway Enterprise(s)	-	-	-	-	-	-	-	-	-
5.11 - Covered	-	-	-	-	-	-	-	-	-
5.21 - High-sided	-	-	-	-	-	-	-	-	-
5.31 - Flat	-	-	-	-	-	-	-	-	-
5.41 - Other wagons	-	-	-	-	-	-	-	-	-
6 Total wagons (1 000 tonnes)	1 747	-	-	-	-	-	453	453	439
6.10 - Covered	135	-	-	-	-	-	162	157	157
6.20 - High-sided	992	-	-	-	-	-	24	24	18
6.30 - Flat	360	-	-	-	-	-	219	226	221
6.40 - Other wagons	260	-	-	-	-	-	29	29	26
6.1 Principal Railway Enterprise(s)	-	-	-	-	-	-	-	-	-
6.11 - Covered	-	-	-	-	-	-	-	-	-
6.21 - High-sided	-	-	-	-	-	-	-	-	-
6.31 - Flat	-	-	-	-	-	-	-	-	-
6.41 - Other wagons	-	-	-	-	-	-	-	-	-

For notes see end of table.

Voir note à la fin du tableau.

См. примечания в конце таблицы.

**RAILWAY TRANSPORT- TRANSPORT FERROVIAIRE
ЖЕЛЕЗНОДОРОЖНЫЙ ТРАНСПОРТ**

**8. Mobile equipment at 31 December
8. Equipement mobile au 31 décembre
8. Подвижной состав на 31 декабря**

	France France Франция			Greece Grèce Греция			Hungary Hongrie Венгрия		
	2013	2014	2015	2013	2014	2015	2013	2014	2015
1.1 Locomotives (number)	3 601	3 558	3 569	179	-	-	1 131	1 166	1 153
1.11 - Electric	1 701	1 674	1 673	30	-	-	561	581	586
1.12 - Diesel	1 900	1 884	1 896	142	-	-	562	571	556
1.13 - Steam	-	-	-	-	-	-	-	-	-
1.2 Locomotives (1 000 kW)	-	-	-	-	-	-	2 048	2 204	2 272
1.21 - Electric	-	-	-	-	-	-	1 575	1 725	1 812
1.22 - Diesel	-	-	-	-	-	-	473	472	455
1.23 - Steam	-	-	-	-	-	-	-	-	-
2.1 Railcars (number)	3 725	3 866	4 045	129	-	-	431	460	515
2.11 - Electric	2 809	2 954	3 127	20	-	-	95	115	152
2.12 - Diesel	916	912	918	109	-	-	336	345	363
2.2 Railcars (1 000 kW)	-	-	-	-	-	-	274	325	467
2.21 - Electric	-	-	-	-	-	-	177	226	353
2.22 - Diesel	-	-	-	-	-	-	97	99	114
3.1 Passenger carriages (number)	14 972	16 204	-	724	-	-	2 497	2 436	2 526
3.11 - Coaches	6 159	6 291	6 290	-	-	-	2 293	2 254	2 245
3.12 - Railcars and railcar trailers	8 813	9 913	10 646	-	-	-	204	184	281
3.2 Seats and berths (1 000)	-	-	-	-	-	-	-	-	-
3.21 - Coaches	-	-	-	-	-	-	-	-	-
3.22 - Railcars and railcar trailers	-	-	-	-	-	-	-	-	-
4 Vans (number)	211	220	-	-	-	-	-	-	-
5 Total wagons (number)	90 638	85 539	80 915	3 184	-	-	10 217	9 509	8 916
5.10 - Covered	1 701	1 626	1 538	962	-	-	846	799	734
5.20 - High-sided	9 464	9 096	8 427	-	-	-	6 151	5 630	5 336
5.30 - Flat	33 488	30 127	28 239	752	-	-	1 815	1 693	1 461
5.40 - Other wagons	45 985	40 478	38 588	1 470	-	-	1 097	1 061	1 061
5.1 Principal Railway Enterprise(s)	-	-	-	-	-	-	-	-	-
5.11 - Covered	-	-	-	-	-	-	-	-	-
5.21 - High-sided	-	-	-	-	-	-	-	-	-
5.31 - Flat	-	-	-	-	-	-	-	-	-
5.41 - Other wagons	-	-	-	-	-	-	-	-	-
6 Total wagons (1 000 tonnes)	-	-	-	-	-	-	532	498	479
6.10 - Covered	-	-	-	-	-	-	35	33	30
6.20 - High-sided	-	-	-	-	-	-	339	310	303
6.30 - Flat	-	-	-	-	-	-	80	77	66
6.40 - Other wagons	-	-	-	-	-	-	58	58	58
6.1 Principal Railway Enterprise(s)	-	-	-	-	-	-	-	-	-
6.11 - Covered	-	-	-	-	-	-	-	-	-
6.21 - High-sided	-	-	-	-	-	-	-	-	-
6.31 - Flat	-	-	-	-	-	-	-	-	-
6.41 - Other wagons	-	-	-	-	-	-	-	-	-

For notes see end of table.

Voir note à la fin du tableau.

См. примечания в конце таблицы.

**RAILWAY TRANSPORT- TRANSPORT FERROVIAIRE
ЖЕЛЕЗНОДОРОЖНЫЙ ТРАНСПОРТ**

**8. Mobile equipment at 31 December
8. Equipement mobile au 31 décembre
8. Подвижной состав на 31 декабря**

	Ireland Irlande Ирландия			Latvia Lettonie Латвия			Lithuania ¹ Lituanie Литва		
	2013	2014	2015	2013	2014	2015	2013	2014	2015
1.1 Locomotives (number)	56	56	56	257	254	255	267	239	229
1.11 - Electric	-	-	-	-	-	-	-	-	-
1.12 - Diesel	-	-	-	257	254	255	267	239	229
1.13 - Steam	-	-	-	-	-	-	-	-	-
1.2 Locomotives (1 000 kW)	-	-	-	537	530	532	522	455	448
1.21 - Electric	-	-	-	-	-	-	-	-	-
1.22 - Diesel	-	-	-	537	530	532	522	455	448
1.23 - Steam	-	-	-	-	-	-	-	-	-
2.1 Railcars (number)	426	426	426	104	104	104	53	51	48
2.11 - Electric	-	-	-	79	79	79	14	17	14
2.12 - Diesel	-	-	-	25	25	25	39	34	34
2.2 Railcars (1 000 kW)	-	-	-	82	82	82	66	58	54
2.21 - Electric	-	-	-	64	64	64	25	30	26
2.22 - Diesel	-	-	-	18	18	18	41	28	28
3.1 Passenger carriages (number)	426	426	426	238	238	374	264	234	217
3.11 - Coaches	-	-	-	-	-	136	30	28	27
3.12 - Railcars and railcar trailers	-	-	-	238	238	238	156	133	121
3.2 Seats and berths (1 000)	41	41	41	22	22	22	18	16	14
3.21 - Coaches	-	-	-	-	-	-	4	4	4
3.22 - Railcars and railcar trailers	-	-	-	22	22	22	14	12	11
4 Vans (number)	-	-	-	-	-	-	-	-	-
5 Total wagons (number)	254	254	254	11 092	12 420	11 888	13 369	13 018	12 792
5.10 - Covered	-	-	-	2 540	2 739	2 596	2 067	1 899	1 892
5.20 - High-sided	-	-	-	1 388	1 382	1 033	2 992	2 860	2 764
5.30 - Flat	-	-	-	247	232	229	220	220	220
5.40 - Other wagons	-	-	-	6 917	8 067	8 030	8 090	8 039	7 916
5.1 Principal Railway Enterprise(s)	-	-	-	-	-	-	-	-	-
5.11 - Covered	-	-	-	-	-	-	-	-	-
5.21 - High-sided	-	-	-	-	-	-	-	-	-
5.31 - Flat	-	-	-	-	-	-	-	-	-
5.41 - Other wagons	-	-	-	-	-	-	-	-	-
6 Total wagons (1 000 tonnes)	-	-	-	740	825	791	822	800	786
6.10 - Covered	-	-	-	170	183	173	119	109	109
6.20 - High-sided	-	-	-	96	96	72	199	191	184
6.30 - Flat	-	-	-	16	16	15	14	14	14
6.40 - Other wagons	-	-	-	458	531	530	490	487	479
6.1 Principal Railway Enterprise(s)	-	-	-	-	-	-	-	-	-
6.11 - Covered	-	-	-	-	-	-	-	-	-
6.21 - High-sided	-	-	-	-	-	-	-	-	-
6.31 - Flat	-	-	-	-	-	-	-	-	-
6.41 - Other wagons	-	-	-	-	-	-	-	-	-

For notes see end of table.

Voir note à la fin du tableau.

См. примечания в конце таблицы.

**RAILWAY TRANSPORT- TRANSPORT FERROVIAIRE
ЖЕЛЕЗНОДОРОЖНЫЙ ТРАНСПОРТ**

**8. Mobile equipment at 31 December
8. Equipement mobile au 31 décembre
8. Подвижной состав на 31 декабря**

	Poland Pologne Польша			Portugal Portugal Португалия			Republic of Moldova République de Moldova Республика Молдова		
	2013	2014	2015	2013	2014	2015	2013	2014	2015
1.1 Locomotives (number)	4 032	4 143	4 033	-	170	-	138	138	138
1.11 - Electric	1 838	1 923	1 816	-	88	-	-	-	-
1.12 - Diesel	2 194	2 220	2 217	-	82	-	138	138	138
1.13 - Steam	-	-	-	-	-	-	-	-	-
1.2 Locomotives (1 000 kW)	6 439	7 266	7 335	-	-	-	434	434	434
1.21 - Electric	4 511	5 284	5 312	-	-	-	-	-	-
1.22 - Diesel	1 928	1 982	2 023	-	-	-	434	434	434
1.23 - Steam	-	-	-	-	-	-	-	-	-
2.1 Railcars (number)	1 489	1 472	1 493	-	257	-	28	28	28
2.11 - Electric	1 268	1 318	1 330	-	201	-	-	-	-
2.12 - Diesel	221	154	163	-	56	-	28	28	28
2.2 Railcars (1 000 kW)	1 151	1 167	1 450	-	-	-	26	26	26
2.21 - Electric	1 037	1 167	1 342	-	-	-	-	-	-
2.22 - Diesel	114	-	108	-	-	-	26	26	26
3.1 Passenger carriages (number)	7 478	7 406	7 409	-	998	-	388	381	381
3.11 - Coaches	2 700	2 404	2 193	-	890	-	388	381	381
3.12 - Railcars and railcar trailers	4 395	4 600	4 820	-	108	-	-	-	-
3.2 Seats and berths (1 000)	490	458	475	-	-	-	18	18	18
3.21 - Coaches	206	180	170	-	-	-	18	18	17
3.22 - Railcars and railcar trailers	284	278	305	-	-	-	-	-	-
4 Vans (number)	-	-	-	-	-	-	1	2	1
5 Total wagons (number)	87 726	87 538	86 364	-	3 283	-	7 035	6 866	6 866
5.10 - Covered	5 463	5 036	3 947	-	612	-	1 736	1 622	1 622
5.20 - High-sided	57 906	58 622	57 955	-	303	-	1 512	1 513	1 513
5.30 - Flat	11 363	11 883	11 752	-	1 930	-	479	460	460
5.40 - Other wagons	12 994	11 997	12 710	-	538	-	3 308	3 271	3 271
5.1 Principal Railway Enterprise(s)	-	-	-	-	-	-	7 035	6 866	-
5.11 - Covered	-	-	-	-	-	-	1 736	1 622	-
5.21 - High-sided	-	-	-	-	-	-	1 512	1 513	-
5.31 - Flat	-	-	-	-	-	-	479	460	-
5.41 - Other wagons	-	-	-	-	-	-	3 308	3 271	-
6 Total wagons (1 000 tonnes)	4 773	4 751	4 641	-	-	-	448	437	438
6.10 - Covered	191	179	125	-	-	-	115	107	107
6.20 - High-sided	3 324	3 345	3 270	-	-	-	104	104	104
6.30 - Flat	643	664	659	-	-	-	32	31	31
6.40 - Other wagons	615	563	587	-	-	-	197	195	195
6.1 Principal Railway Enterprise(s)	-	-	-	-	-	-	448	437	-
6.11 - Covered	-	-	-	-	-	-	115	107	-
6.21 - High-sided	-	-	-	-	-	-	104	104	-
6.31 - Flat	-	-	-	-	-	-	32	31	-
6.41 - Other wagons	-	-	-	-	-	-	197	195	-

For notes see end of table.

Voir note à la fin du tableau.

См. примечания в конце таблицы.

**RAILWAY TRANSPORT- TRANSPORT FERROVIAIRE
ЖЕЛЕЗНОДОРОЖНЫЙ ТРАНСПОРТ**

**8. Mobile equipment at 31 December
8. Equipement mobile au 31 décembre
8. Подвижной состав на 31 декабря**

	Romania Roumanie Румыния			Russian Federation Fédération de Russie Российская Федерация			Serbia Serbie Сербия		
	2013	2014	2015	2013	2014	2015	2013	2014	2015
1.1 Locomotives (number)	1 795	1 779	1 795	14 425	13 990	-	339	337	311
1.11 - Electric	679	675	673	7 498	7 518	-	193	191	138
1.12 - Diesel	1 116	1 104	1 122	6 924	6 466	-	143	143	171
1.13 - Steam	-	-	-	-	-	-	3	3	-
1.2 Locomotives (1 000 kW)	-	-	-	-	-	-	818	818	758
1.21 - Electric	-	-	-	-	-	-	191	190	605
1.22 - Diesel	-	-	-	-	-	-	626	626	153
1.23 - Steam	-	-	-	-	-	-	1	1	-
2.1 Railcars (number)	327	346	300	5 102	4 899	-	101	101	195
2.11 - Electric	41	65	34	4 855	4 726	-	62	62	119
2.12 - Diesel	286	281	266	173	173	-	39	39	76
2.2 Railcars (1 000 kW)	-	-	-	-	-	-	74	74	129
2.21 - Electric	-	-	-	-	-	-	22	22	107
2.22 - Diesel	-	-	-	-	-	-	52	52	22
3.1 Passenger carriages (number)	4 025	4 053	3 928	1 014	912	-	786	748	817
3.11 - Coaches	291	291	291	-	-	-	-	-	357
3.12 - Railcars and railcar trailers	3 296	3 336	3 234	506	447	-	-	-	333
3.2 Seats and berths (1 000)	-	-	-	11 380	10 174	-	48	45	56
3.21 - Coaches	-	-	-	-	-	-	-	-	30
3.22 - Railcars and railcar trailers	-	-	-	506	447	-	-	-	26
4 Vans (number)	-	-	-	4	3	-	-	-	16
5 Total wagons (number)	39 832	35 385	34 254	1 206 464	1 232 393	-	8 452	8 486	8 486
5.10 - Covered	6 765	5 758	5 318	73 876	68 769	-	2 294	2 302	2 302
5.20 - High-sided	15 167	14 294	13 458	548 751	562 678	-	4 297	4 297	4 297
5.30 - Flat	6 162	5 416	4 970	56 415	69 131	-	283	287	287
5.40 - Other wagons	11 738	9 917	10 508	227 792	235 702	-	1 578	1 600	1 249
5.1 Principal Railway Enterprise(s)	-	-	-	-	-	-	-	-	-
5.11 - Covered	-	-	-	-	-	-	-	-	-
5.21 - High-sided	-	-	-	-	-	-	-	-	-
5.31 - Flat	-	-	-	-	-	-	-	-	-
5.41 - Other wagons	-	-	-	-	-	-	-	-	-
6 Total wagons (1 000 tonnes)	1 884	1 686	1 669	81 049	82 850	-	-	-	432
6.10 - Covered	211	181	172	4 983	4 649	-	-	-	113
6.20 - High-sided	826	759	752	38 277	39 350	-	-	-	229
6.30 - Flat	287	260	252	3 851	4 758	-	-	-	17
6.40 - Other wagons	560	486	493	15 147	15 693	-	-	-	54
6.1 Principal Railway Enterprise(s)	-	-	-	-	-	-	-	-	-
6.11 - Covered	-	-	-	-	-	-	-	-	-
6.21 - High-sided	-	-	-	-	-	-	-	-	-
6.31 - Flat	-	-	-	-	-	-	-	-	-
6.41 - Other wagons	-	-	-	-	-	-	-	-	-

For notes see end of table.

Voir note à la fin du tableau.

См. примечания в конце таблицы.

**RAILWAY TRANSPORT- TRANSPORT FERROVIAIRE
ЖЕЛЕЗНОДОРОЖНЫЙ ТРАНСПОРТ**

**8. Mobile equipment at 31 December
8. Equipement mobile au 31 décembre
8. Подвижной состав на 31 декабря**

	Slovakia Slovaquie Словакия			Slovenia Slovénie Словения			Sweden Suède Швеция		
	2013	2014	2015	2013	2014	2015	2013	2014	2015
1.1 Locomotives (number)	984	973	952	156	156	156	647	648	622
1.11 - Electric	487	479	484	78	78	78	436	441	435
1.12 - Diesel	497	494	468	74	74	74	211	207	187
1.13 - Steam	-	-	-	-	-	-	-	-	-
1.2 Locomotives (1 000 kW)	1 882	1 631	1 764	387	387	387	-	-	-
1.21 - Electric	1 222	1 158	1 260	310	310	310	-	-	-
1.22 - Diesel	660	473	504	74	74	74	-	-	-
1.23 - Steam	-	-	-	-	-	-	-	-	-
2.1 Railcars (number)	228	236	251	109	109	108	1 684	1 768	1 800
2.11 - Electric	46	65	69	39	39	38	1 601	1 687	1 719
2.12 - Diesel	182	171	182	70	70	70	83	81	81
2.2 Railcars (1 000 kW)	129	134	152	69	69	68	-	-	-
2.21 - Electric	56	69	75	44	44	43	-	-	-
2.22 - Diesel	73	65	77	25	25	25	-	-	-
3.1 Passenger carriages (number)	906	872	883	355	355	349	2 715	2 806	2 858
3.11 - Coaches	803	769	780	102	102	100	371	354	365
3.12 - Railcars and railcar trailers	-	-	-	253	253	249	2 206	2 307	2 347
3.2 Seats and berths (1 000)	64	61	62	22	22	22	177	184	186
3.21 - Coaches	64	61	62	5	5	5	28	29	29
3.22 - Railcars and railcar trailers	-	-	-	17	17	16	148	156	157
4 Vans (number)	-	-	-	2	2	2	15	3	4
5 Total wagons (number)	15 982	14 970	15 533	3 550	3 483	3 386	-	-	-
5.10 - Covered	2 516	2 500	2 364	1 151	1 141	1 077	-	-	-
5.20 - High-sided	7 621	7 201	7 212	1 335	1 335	1 320	-	-	-
5.30 - Flat	3 946	3 369	3 323	760	761	743	-	-	-
5.40 - Other wagons	1 899	1 900	2 634	304	246	246	-	-	-
5.1 Principal Railway Enterprise(s)	-	-	-	-	-	-	-	-	-
5.11 - Covered	-	-	-	-	-	-	-	-	-
5.21 - High-sided	-	-	-	-	-	-	-	-	-
5.31 - Flat	-	-	-	-	-	-	-	-	-
5.41 - Other wagons	-	-	-	-	-	-	-	-	-
6 Total wagons (1 000 tonnes)	809	852	884	195	191	188	-	-	-
6.10 - Covered	97	97	95	62	61	59	-	-	-
6.20 - High-sided	411	422	426	77	77	77	-	-	-
6.30 - Flat	223	234	228	39	39	38	-	-	-
6.40 - Other wagons	78	78	135	18	14	14	-	-	-
6.1 Principal Railway Enterprise(s)	-	-	-	-	-	-	-	-	-
6.11 - Covered	-	-	-	-	-	-	-	-	-
6.21 - High-sided	-	-	-	-	-	-	-	-	-
6.31 - Flat	-	-	-	-	-	-	-	-	-
6.41 - Other wagons	-	-	-	-	-	-	-	-	-

For notes see end of table.

Voir note à la fin du tableau.

См. примечания в конце таблицы.

**RAILWAY TRANSPORT- TRANSPORT FERROVIAIRE
ЖЕЛЕЗНОДОРОЖНЫЙ ТРАНСПОРТ**

**8. Mobile equipment at 31 December
8. Equipement mobile au 31 décembre
8. Подвижной состав на 31 декабря**

	The FYR of Macedonia* L'ex-République yougoslave de Macédoine Бывшая Югославская Республика Македония			Turkey Turquie Турция			United States ² Etats-Unis Соединенные Штаты		
	2013	2014	2015	2013	2014	2015	2013	2014	2015
	1.1 Locomotives (number)	43	43	43	590	620	653	25 033	-
1.11 - Electric	16	16	16	53	80	106	-	-	-
1.12 - Diesel	27	27	27	537	540	547	-	-	-
1.13 - Steam	-	-	-	-	-	-	-	-	-
1.2 Locomotives (1 000 kW)	95	95	95	937	1 094	1 253	-	-	-
1.21 - Electric	67	67	67	176	318	448	-	-	-
1.22 - Diesel	28	28	28	761	776	805	-	-	-
1.23 - Steam	-	-	-	-	-	-	-	-	-
2.1 Railcars (number)	10	10	10	202	209	211	-	-	-
2.11 - Electric	4	4	4	125	129	131	-	-	-
2.12 - Diesel	6	6	6	77	80	80	-	-	-
2.2 Railcars (1 000 kW)	8	8	8	279	287	290	-	-	-
2.21 - Electric	5	5	5	213	208	230	-	-	-
2.22 - Diesel	3	3	3	66	79	60	-	-	-
3.1 Passenger carriages (number)	853	803	67	1 135	1 125	1 124	-	-	-
3.11 - Coaches	-	-	20	933	916	641	-	-	-
3.12 - Railcars and railcar trailers	853	803	33	202	209	211	-	-	-
3.2 Seats and berths (1 000)	4	4	4	159	168	168	-	-	-
3.21 - Coaches	3	3	3	50	50	50	-	-	-
3.22 - Railcars and railcar trailers	1	1	1	109	118	118	-	-	-
4 Vans (number)	-	-	-	248	210	207	-	-	-
5 Total wagons (number)	1 020	1 011	1 161	18 607	18 967	19 077	1 335 639	-	-
5.10 - Covered	59	60	55	5 319	5 243	5 135	-	-	-
5.20 - High-sided	450	443	539	6 053	6 294	6 213	-	-	-
5.30 - Flat	401	400	471	6 604	6 606	6 921	-	-	-
5.40 - Other wagons	110	108	-	631	824	808	-	-	-
5.1 Principal Railway Enterprise(s)	1 020	1 011	-	18 607	18 967	-	-	-	-
5.11 - Covered	59	60	-	5 319	5 243	-	-	-	-
5.21 - High-sided	450	443	-	6 053	6 294	-	-	-	-
5.31 - Flat	401	400	-	6 604	6 606	-	-	-	-
5.41 - Other wagons	110	108	-	631	824	-	-	-	-
6 Total wagons (1 000 tonnes)	42	52	61	808	837	849	-	-	-
6.10 - Covered	1	2	2	175	173	170	-	-	-
6.20 - High-sided	23	24	29	295	312	309	-	-	-
6.30 - Flat	13	20	24	303	304	323	-	-	-
6.40 - Other wagons	5	6	-	35	48	47	-	-	-
6.1 Principal Railway Enterprise(s)	42	52	-	808	837	-	-	-	-
6.11 - Covered	1	2	-	175	173	-	-	-	-
6.21 - High-sided	23	24	-	295	312	-	-	-	-
6.31 - Flat	13	20	-	303	304	-	-	-	-
6.41 - Other wagons	5	6	-	35	48	-	-	-	-

* The former Yugoslav Republic of Macedonia

For notes see end of table.

Voir note à la fin du tableau.

См. примечания в конце таблицы.

RAILWAY TRANSPORT - TRANSPORT FERROVIAIRE
ЖЕЛЕЗНОДОРОЖНЫЙ ТРАНСПОРТ

NOTES TO TABLE 8 - NOTES DU TABLEAU 8 - ПРИМЕЧАНИЯ К ТАБЛИЦЕ 8

Country notes - Notes relatives aux pays - Примечания к данным, представляемым странами

1) Number of railcars in 2013 includes trainsets.

1) Le nombre d'automotrices en 2013 comprend les rames.

1) В 2013 году число вагонов включает в эту категорию поездные секции.

2) Includes only Class I freight railroads.

2) Comprend seulement le transport ferroviaire de marchandises de type Classe I.

2) Включает только железнодорожные грузовые перевозки первым классом.

**RAILWAY TRANSPORT - TRANSPORT FERROVIAIRE
ЖЕЛЕЗНОДОРОЖНЫЙ ТРАНСПОРТ**

9. Tractive vehicle movements**9. Mouvements de véhicules moteurs****9. Передвижение тягового транспортного средства**

Item	Description
1	Tractive vehicle movements - (1 000 tractive vehicle-kilometres) <i>by type of motor vehicle and source of power</i>
1.1	- Electric locomotives
1.2	- Diesel locomotives
1.3	- Steam locomotives
1.4	- Electric railcars
1.5	- Diesel railcars

Rubrique	Description
1	Mouvements de véhicules moteurs - (1 000 véhicules moteurs-kilomètres) <i>par type de véhicule moteur et mode de propulsion</i>
1.1	- Locomotives électriques
1.2	- Locomotives diesel
1.3	- Locomotives à vapeur
1.4	- Automotrices électriques
1.5	- Automotrices diesel

Статья	Описание
1	Передвижение тягового транспортного средства - (1 000 тяговое транспортное средство-км) <i>по типу транспортного средства и источнику тяги</i>
1.1	- Электровозы
1.2	- Тепловозы
1.3	- Паровозы
1.4	- Электрические автомотрисы
1.5	- Дизельные автомотрисы

**RAILWAY TRANSPORT - TRANSPORT FERROVIAIRE
ЖЕЛЕЗНОДОРОЖНЫЙ ТРАНСПОРТ**

9. Tractive vehicle movements**9. Mouvements de véhicules moteurs****9. Передвижение тягового транспортного средства**

(1 000 tractive vehicle-km)

		Belarus Bélarus Беларусь			Croatia Croatie Хорватия			Serbia Serbie Сербия		
		2013	2014	2015	2013	2014	2015	2013	2014	2015
		1	Total tractive vehicle movements	-	-	-	22 228	20 559	-	19 538
1.1	- Electric locomotives	15 949	16 582	-	8 924	8 299	-	10 944	10 066	-
1.2	- Diesel locomotives	52 655	50 419	-	4 617	3 928	-	2 755	2 514	-
1.3	- Steam locomotives	-	-	-	-	-	-	1	-	-
1.4	- Electric railcars	39 495	38 875	-	2 461	2 381	-	2 780	3 037	-
1.5	- Diesel railcars	19 826	19 423	-	6 226	5 951	-	3 058	2 969	-

		Bosnia-Herzegovina Bosnie-Herzégovine Босния и Герцеговина			The FYR of Macedonia* L'ex-République yougoslave de Macédoine Бывшая Югославская Республика Македония			Turkey Turquie Турция		
		2013	2014	2015	2013	2014	2015	2013	2014	2015
		1	Total tractive vehicle movements	4 827	4 825	4 931	2 520	2 539	-	36 611
1.1	- Electric locomotives	3 857	3 770	4 009	1 206	1 277	-	3 150	4 231	-
1.2	- Diesel locomotives	573	650	618	502	606	-	24 321	28 698	-
1.3	- Steam locomotives	0	0	0	-	-	-	-	-	-
1.4	- Electric railcars	271	302	214	298	248	-	4 251	8 582	-
1.5	- Diesel railcars	126	103	90	514	408	-	4 888	6 577	-

* The former Yugoslav Republic of Macedonia

For notes see end of table.

Voir note à la fin du tableau.

См. примечания в конце таблицы.

**RAILWAY TRANSPORT - TRANSPORT FERROVIAIRE
ЖЕЛЕЗНОДОРОЖНЫЙ ТРАНСПОРТ**

**10. Train movements
10. Parcours des trains
10. Движение поездов**

Item	Description	Rubrique	Description
1	Train movements - Total (1 000 train-kilometres) <i>by type of motor vehicle and source of power</i>	1	Parcours des trains - Total (1 000 de train-kilomètres) <i>par type de véhicule moteur et mode de propulsion</i>
1.10	- Electric locomotives	1.10	- Locomotives électriques
1.20	- Diesel locomotives	1.20	- Locomotives diesel
1.30	- Steam locomotives	1.30	- Locomotives à vapeur
1.40	- Electric railcars	1.40	- Automotrices électriques
1.50	- Diesel railcars	1.50	- Automotrices diesel
1.1	Passenger train movements <i>by type of motor vehicle and source of power</i>	1.1	Parcours des trains de voyageurs <i>par type de véhicule moteur et mode de propulsion</i>
1.11	- Electric locomotives	1.11	- Locomotives électriques
1.21	- Diesel locomotives	1.21	- Locomotives diesel
1.31	- Steam locomotives	1.31	- Locomotives à vapeur
1.41	- Electric railcars	1.41	- Automotrices électriques
1.51	- Diesel railcars	1.51	- Automotrices diesel
1.2	Goods train movements <i>by type of motor vehicle and source of power</i>	1.2	Parcours des trains de marchandises <i>par type de véhicule moteur et mode de propulsion</i>
1.12	- Electric locomotives	1.12	- Locomotives électriques
1.22	- Diesel locomotives	1.22	- Locomotives diesel
1.32	- Steam locomotives	1.32	- Locomotives à vapeur
1.42	- Electric railcars	1.42	- Automotrices électriques
1.52	- Diesel railcars	1.52	- Automotrices diesel
1.3	Other train movements	1.3	Parcours des autres trains

Статья	Описание
1	Движение поездов - Всего (1 000 Поездо-километры) <i>по типу транспортного средства и по типу тяги</i>
1.10	- Электровозы
1.20	- Тепловозы
1.30	- Паровозы
1.40	- Электрические автомотрисы
1.50	- Дизельные автомотрисы
1.1	Движение пассажирских поездов <i>по типу транспортного средства и по типу тяги</i>
1.11	- Электровозы
1.21	- Тепловозы
1.31	- Паровозы
1.41	- Электрические автомотрисы
1.51	- Дизельные автомотрисы
1.2	Движение грузовых поездов <i>по типу транспортного средства и по типу тяги</i>
1.12	- Электровозы
1.22	- Тепловозы
1.32	- Паровозы
1.42	- Электрические автомотрисы
1.52	- Дизельные автомотрисы
1.3	Движение других поездов

**RAILWAY TRANSPORT - TRANSPORT FERROVIAIRE
ЖЕЛЕЗНОДОРОЖНЫЙ ТРАНСПОРТ**

**10. Train movements
10. Parcours des trains
10. Parcours des trains**

(1 000 train-kilometres)

		Austria Autriche Австрия			Azerbaijan Azerbaïdjan Азербайджан			Belarus Bélarus Беларусь		
		2013	2014	2015	2013	2014	2015	2013	2014	2015
		1	Total train movements	153 638	151 048	-	368 000	350 000	366 000	71 097
1.10	- Electric locomotives	-	-	-	138 000	127 000	127 000	14 435	15 071	-
1.20	- Diesel locomotives	-	-	-	202 000	197 000	199 000	36 581	34 957	-
1.30	- Steam locomotives	-	-	-	4 000	4 000	4 000	-	-	-
1.40	- Electric railcars	-	-	-	23 000	21 000	35 000	9 523	10 105	-
1.50	- Diesel railcars	-	-	-	1 000	1 000	1 000	10 558	10 366	-
1.1	Passenger train movements	105 036	110 121	-	59 000	52 000	61 000	42 549	42 161	-
1.11	- Electric locomotives	-	-	-	28 000	26 000	22 000	7 492	7 104	-
1.21	- Diesel locomotives	-	-	-	7 000	4 000	3 000	15 427	15 041	-
1.31	- Steam locomotives	-	-	-	-	-	-	-	-	-
1.41	- Electric railcars	-	-	-	23 000	21 000	35 000	9 302	9 864	-
1.51	- Diesel railcars	-	-	-	1 000	1 000	1 000	10 328	10 152	-
1.2	Goods train movements	41 799	40 927	-	82 000	78 000	68 000	26 277	26 092	-
1.12	- Electric locomotives	-	-	-	73 000	65 000	55 000	6 870	7 887	-
1.22	- Diesel locomotives
1.32	- Steam locomotives	-	-	-	-	-	-	-	-	-
1.42	- Electric railcars	-	-	-	-	-	-	-	-	-
1.52	- Diesel railcars	-	-	-	-	-	-	-	-	-
1.3	Other train movements	7 964	8 056	7 798	227 000	220 000	237 000	2 271	2 246	-

		Bosnia-Herzegovina Bosnie-Herzégovine Босния и Герцеговина			Bulgaria Bulgarie България			Croatia ¹ Croatie Хорватия		
		2013	2014	2015	2013	2014	2015	2013	2014	2015
		1	Total train movements	4 260	4 197	4 394	33 671	-	-	21 859
1.10	- Electric locomotives	3 424	3 284	3 620	20 175	-	-	8 700	7 996	7 882
1.20	- Diesel locomotives	448	520	480	6 050	-	-	4 617	3 928	3 173
1.30	- Steam locomotives	0	0	0	-	-	-	-	-	-
1.40	- Electric railcars	262	290	204	5 204	-	-	2 461	2 381	2 807
1.50	- Diesel railcars	126	103	90	2 242	-	-	6 081	5 771	5 854
1.1	Passenger train movements	1 826	1 805	1 675	25 456	-	-	16 651	15 129	14 883
1.11	- Electric locomotives	1 429	1 381	1 339	13 872	-	-	5 759	5 293	5 035
1.21	- Diesel locomotives	13	31	42	4 138	-	-	2 350	1 684	1 187
1.31	- Steam locomotives	0	0	0	-	-	-	-	-	-
1.41	- Electric railcars	262	290	204	5 204	-	-	2 461	2 381	2 807
1.51	- Diesel railcars	122	103	90	2 242	-	-	6 081	5 771	5 854
1.2	Goods train movements	2 057	2 052	2 361	8 205	-	-	5 208	4 947	4 833
1.12	- Electric locomotives	1 679	1 620	1 968	6 296	-	-	2 941	2 703	2 847
1.22	- Diesel locomotives	377	432	393
1.32	- Steam locomotives	0	0	0	-	-	-	-	-	-
1.42	- Electric railcars	0	0	0	-	-	-	-	-	-
1.52	- Diesel railcars	0	0	0	-	-	-	-	-	-
1.3	Other train movements	377	340	358	9	-	-	-	-	-

For notes see end of table.

Voir note à la fin du tableau.

См. примечания в конце таблицы.

**RAILWAY TRANSPORT - TRANSPORT FERROVIAIRE
ЖЕЛЕЗНОДОРОЖНЫЙ ТРАНСПОРТ**

**10. Train movements
10. Parcours des trains
10. Parcours des trains**

(1 000 train-kilometres)

		Czechia Tchéquie Чехия			Estonia Estonie Эстония			Finland Finlande Финляндия		
		2013	2014	2015	2013	2014	2015	2013	2014	2015
1	Total train movements	157 003	-	-	6 618	7 991	7 952	50 461	49 670	48 554
1.10	- Electric locomotives	70 483	-	-	-	-	-	27 204	27 269	26 219
1.20	- Diesel locomotives	10 350	-	-	-	-	-	5 992	5 257	4 113
1.30	- Steam locomotives	-	-	-	-	-	-	-	-	-
1.40	- Electric railcars	19 004	-	-	-	-	-	15 954	15 718	16 691
1.50	- Diesel railcars	57 140	-	-	-	-	-	1 311	1 426	1 531
1.1	Passenger train movements	127 109	-	-	3 337	4 925	5 214	36 098	35 676	35 888
1.11	- Electric locomotives	46 237	-	-	-	-	-	17 522	17 443	16 802
1.21	- Diesel locomotives	4 724	-	-	-	-	-	1 311	1 089	863
1.31	- Steam locomotives	-	-	-	-	-	-	-	-	-
1.41	- Electric railcars	18 985	-	-	-	-	-	15 954	15 718	16 692
1.51	- Diesel railcars	57 138	-	-	-	-	-	1 311	1 426	1 531
1.2	Goods train movements	29 763	-	-	3 281	3 066	2 738	14 363	13 994	12 666
1.12	- Electric locomotives	24 238	-	-	-	-	-	9 682	9 826	9 416
1.22	- Diesel locomotives
1.32	- Steam locomotives	-	-	-	-	-	-	-	-	-
1.42	- Electric railcars	6	-	-	-	-	-	-	-	-
1.52	- Diesel railcars	2	-	-	-	-	-	-	-	-
1.3	Other train movements	131	-	-	-	-	-	-	-	-

		France France Франция			Germany Allemagne Германия			Greece Grèce Греция		
		2013	2014	2015	2013	2014	2015	2013	2014	2015
1	Total train movements	473 034	452 530	460 005	1 323 000	1 359 000	-	-	-	10 837
1.10	- Electric locomotives	-	-	-	-	-	-	-	-	-
1.20	- Diesel locomotives	-	-	-	-	-	-	-	-	-
1.30	- Steam locomotives	-	-	-	-	-	-	-	-	-
1.40	- Electric railcars	-	-	-	-	-	-	-	-	-
1.50	- Diesel railcars	-	-	-	-	-	-	-	-	-
1.1	Passenger train movements	406 416	389 748	397 346	1 074 000	1 109 000	-	-	-	9 999
1.11	- Electric locomotives	-	-	-	-	-	-	-	-	-
1.21	- Diesel locomotives	-	-	-	-	-	-	-	-	-
1.31	- Steam locomotives	-	-	-	-	-	-	-	-	-
1.41	- Electric railcars	-	-	-	-	-	-	-	-	-
1.51	- Diesel railcars	-	-	-	-	-	-	-	-	-
1.2	Goods train movements	66 619	62 782	62 659	249 000	250 000	-	-	-	838
1.12	- Electric locomotives	-	-	-	-	-	-	-	-	-
1.22	- Diesel locomotives
1.32	- Steam locomotives	-	-	-	-	-	-	-	-	-
1.42	- Electric railcars	-	-	-	-	-	-	-	-	-
1.52	- Diesel railcars	-	-	-	-	-	-	-	-	-
1.3	Other train movements	-	-	-	-	-	-	-	-	-

For notes see end of table.

Voir note à la fin du tableau.

См. примечания в конце таблицы.

**RAILWAY TRANSPORT - TRANSPORT FERROVIAIRE
ЖЕЛЕЗНОДОРОЖНЫЙ ТРАНСПОРТ**

**10. Train movements
10. Parcours des trains
10. Parcours des trains**

(1 000 train-kilometres)

		Hungary Hongrie Венгрия			Ireland Irlande Ирландия			Latvia Lettonie Латвия		
		2013	2014	2015	2013	2014	2015	2013	2014	2015
		1	Total train movements	97 961	-	-	22 343	22 343	18 203	17 575
1.10	- Electric locomotives	59 382	-	-	-	-	-	-	-	-
1.20	- Diesel locomotives	9 260	-	-	-	-	-	11 992	12 096	11 572
1.30	- Steam locomotives	-	-	-	-	-	-	-	-	-
1.40	- Electric railcars	9 671	-	-	-	-	-	3 594	3 591	3 590
1.50	- Diesel railcars	19 648	-	-	-	-	-	1 989	1 967	2 001
1.1	Passenger train movements	81 136	-	-	22 150	22 150	17 811	6 150	6 114	6 071
1.11	- Electric locomotives	45 466	-	-	-	-	-	-	-	-
1.21	- Diesel locomotives	6 445	-	-	-	-	-	567	556	479
1.31	- Steam locomotives	-	-	-	-	-	-	-	-	-
1.41	- Electric railcars	9 655	-	-	-	-	-	3 594	3 591	3 590
1.51	- Diesel railcars	19 573	-	-	-	-	-	1 989	1 967	2 001
1.2	Goods train movements	11 197	-	-	193	193	392	11 426	11 540	11 094
1.12	- Electric locomotives	13 522	-	-	-	-	-	-	-	-
1.22	- Diesel locomotives
1.32	- Steam locomotives	-	-	-	-	-	-	-	-	-
1.42	- Electric railcars	-	-	-	-	-	-	-	-	-
1.52	- Diesel railcars	5 093	-	-	-	-	-	-	-	-
1.3	Other train movements	757	-	-	-	-	-	-	-	-

		Lithuania Lituanie Литва			Norway Norvège Норвегия			Poland Pologne Польша		
		2013	2014	2015	2013	2014	2015	2013	2014	2015
		1	Total train movements	14 145	14 296	14 137	45 798	46 165	-	202 911
1.10	- Electric locomotives	-	-	-	-	-	-	98 597	92 105	92 815
1.20	- Diesel locomotives	10 108	10 266	10 002	-	-	-	18 908	16 969	16 030
1.30	- Steam locomotives	-	-	-	-	-	-	-	-	-
1.40	- Electric railcars	1 436	1 673	1 573	-	-	-	67 456	67 732	78 679
1.50	- Diesel railcars	2 601	2 357	2 562	-	-	-	17 950	19 963	21 614
1.1	Passenger train movements	5 301	5 262	5 458	37 947	38 004	-	134 386	129 507	138 942
1.11	- Electric locomotives	-	-	-	-	-	-	47 626	40 921	40 259
1.21	- Diesel locomotives	1 326	1 270	1 349	-	-	-	1 354	891	519
1.31	- Steam locomotives	-	-	-	-	-	-	-	-	-
1.41	- Electric railcars	1 435	1 672	1 571	-	-	-	67 456	67 732	77 097
1.51	- Diesel railcars	2 540	2 320	2 538	-	-	-	17 950	19 963	21 067
1.2	Goods train movements	8 625	8 813	8 537	7 851	8 161	-	68 525	67 262	66 831
1.12	- Electric locomotives	-	-	-	-	-	-	50 971	51 184	51 719
1.22	- Diesel locomotives
1.32	- Steam locomotives	-	-	-	-	-	-	-	-	-
1.42	- Electric railcars	-	-	-	-	-	-	-	-	-
1.52	- Diesel railcars	-	-	-	-	-	-	-	-	-
1.3	Other train movements	219	221	142	-	-	-	3 990	5 642	3 365

For notes see end of table.

Voir note à la fin du tableau.

См. примечания в конце таблицы.

**RAILWAY TRANSPORT - TRANSPORT FERROVIAIRE
ЖЕЛЕЗНОДОРОЖНЫЙ ТРАНСПОРТ**

**10. Train movements
10. Parcours des trains
10. Parcours des trains**

(1 000 train-kilometres)

		Republic of Moldova République de Moldova Республика Молдова			Romania Roumanie Румыния			Russian Federation Fédération de Russie Российская Федерация		
		2013	2014	2015	2013	2014	2015	2013	2014	2015
		1	Total train movements	3 492	3 364	-	82 431	77 802	79 941	1 557 022
1.10	- Electric locomotives	-	-	-	-	-	-	1 088 677	1 111 254	-
1.20	- Diesel locomotives	-	-	-	-	-	-	275 646	269 721	-
1.30	- Steam locomotives	-	-	-	-	-	-	-	-	-
1.40	- Electric railcars	-	-	-	-	-	-	174 100	172 818	-
1.50	- Diesel railcars	-	-	-	-	-	-	18 599	17 928	-
1.1	Passenger train movements	2 599	2 522	-	63 509	60 053	61 249	503 496	483 427	-
1.11	- Electric locomotives	-	-	-	-	-	-	253 507	240 937	-
1.21	- Diesel locomotives	-	-	-	-	-	-	73 635	68 839	-
1.31	- Steam locomotives	-	-	-	-	-	-	-	-	-
1.41	- Electric railcars	-	-	-	-	-	-	161 127	159 048	-
1.51	- Diesel railcars	-	-	-	-	-	-	15 227	14 602	-
1.2	Goods train movements	894	842	-	18 922	17 749	18 692	974 856	1 013 740	-
1.12	- Electric locomotives	-	-	-	-	-	-	808 151	844 546	-
1.22	- Diesel locomotives
1.32	- Steam locomotives	-	-	-	-	-	-	-	-	-
1.42	- Electric railcars	-	-	-	-	-	-	-	-	-
1.52	- Diesel railcars	-	-	-	-	-	-	-	-	-
1.3	Other train movements	-	-	-	-	-	-	78 668	74 554	-

		Serbia Serbie Сербия			Slovakia Slovaquie Словакия			Slovenia Slovénie Словения		
		2013	2014	2015	2013	2014	2015	2013	2014	2015
		1	Total train movements	17 478	17 022	22 175	43 251	43 317	45 989	18 815
1.10	- Electric locomotives	10 196	9 373	8 851	24 215	24 392	24 989	7 701	7 202	7 636
1.20	- Diesel locomotives	1 486	1 675	1 744	6 669	6 356	7 173	1 195	2 128	1 795
1.30	- Steam locomotives	1	-	-	-	-	-	-	-	-
1.40	- Electric railcars	2 778	3 036	7 248	3 400	3 442	4 102	5 672	4 848	5 036
1.50	- Diesel railcars	3 017	2 938	4 332	8 967	9 127	9 295	4 241	4 107	4 140
1.1	Passenger train movements	11 531	11 170	16 256	31 429	31 848	34 151	11 110	10 338	11 182
1.11	- Electric locomotives	5 568	4 969	4 511	15 868	15 995	16 933	1 657	1 489	1 806
1.21	- Diesel locomotives	167	227	165	3 566	3 610	3 977	94	173	190
1.31	- Steam locomotives	1	-	-	-	-	-	-	-	-
1.41	- Electric railcars	2 778	3 036	7 248	3 028	3 116	3 946	5 485	4 751	5 036
1.51	- Diesel railcars	3 017	2 938	4 332	8 967	9 127	9 295	3 870	3 920	4 140
1.2	Goods train movements	5 947	5 852	5 919	11 822	11 469	11 838	7 705	7 953	7 435
1.12	- Electric locomotives	4 628	4 404	4 340	8 347	8 397	8 486	6 044	5 713	5 830
1.22	- Diesel locomotives
1.32	- Steam locomotives	-	-	-	-	-	-	-	-	-
1.42	- Electric railcars	-	-	-	372	326	156	187	97	-
1.52	- Diesel railcars	-	-	-	-	-	-	371	187	-
1.3	Other train movements	2 023	1 536	1 456	-	-	-	-	-	-

For notes see end of table.

Voir note à la fin du tableau.

См. примечания в конце таблицы.

**RAILWAY TRANSPORT - TRANSPORT FERROVIAIRE
ЖЕЛЕЗНОДОРОЖНЫЙ ТРАНСПОРТ**

**10. Train movements
10. Parcours des trains
10. Parcours des trains**

(1 000 train-kilometres)

		Spain Espagne Испания			Sweden ² Suède Швеция			Switzerland Suisse Швейцария		
		2013	2014	2015	2013	2014	2015	2013	2014	2015
1	Total train movements	386 420	-	-	151 185	152 984	152 738	218 206	222 468	-
1.10	- Electric locomotives	-	-	-	142 240	144 745	144 656	-	-	-
1.20	- Diesel locomotives	-	-	-	8 946	8 239	8 082	-	-	-
1.30	- Steam locomotives	-	-	-	-	-	-	-	-	-
1.40	- Electric railcars	-	-	-	-	-	-	-	-	-
1.50	- Diesel railcars	-	-	-	-	-	-	-	-	-
1.1	Passenger train movements	338 824	-	-	113 036	115 886	117 280	190 486	193 985	-
1.11	- Electric locomotives	-	-	-	106 878	109 912	111 432	-	-	-
1.21	- Diesel locomotives	-	-	-	6 158	5 974	5 848	-	-	-
1.31	- Steam locomotives	-	-	-	-	-	-	-	-	-
1.41	- Electric railcars	-	-	-	-	-	-	-	-	-
1.51	- Diesel railcars	-	-	-	-	-	-	-	-	-
1.2	Goods train movements	43 030	-	-	38 149	37 098	35 458	27 720	28 483	-
1.12	- Electric locomotives	-	-	-	35 362	34 832	33 225	-	-	-
1.22	- Diesel locomotives
1.32	- Steam locomotives	-	-	-	-	-	-	-	-	-
1.42	- Electric railcars	-	-	-	-	-	-	-	-	-
1.52	- Diesel railcars	-	-	-	-	-	-	-	-	-
1.3	Other train movements	3 353	-	-	-	-	-	-	-	-
		The FYR of Macedonia* L'ex-République yougoslave de Macédoine Бывшая Югославская Республика Македония			Turkey Turquie Турция			United Kingdom Royaume-Uni Соединенное Королевство		
		2013	2014	2015	2013	2014	2015	2013	2014	2015
1	Total train movements	2 207	2 222	2 172	28 945	43 006	41 873	542 981	546 065	568 208
1.10	- Electric locomotives	973	1 050	1 094	2 326	3 433	4 351	-	-	-
1.20	- Diesel locomotives	422	516	376	19 585	25 693	23 634	-	-	-
1.30	- Steam locomotives	-	-	-	-	-	-	-	-	-
1.40	- Electric railcars	298	248	339	3 170	8 595	9 096	-	-	-
1.50	- Diesel railcars	514	408	363	3 864	5 285	4 792	-	-	-
1.1	Passenger train movements	1 467	1 498	1 470	14 732	21 488	22 501	503 827	507 660	531 010
1.11	- Electric locomotives	345	427	651	134	52	332	-	-	-
1.21	- Diesel locomotives	310	415	286	7 564	7 921	8 332	-	-	-
1.31	- Steam locomotives	-	-	-	-	-	-	-	-	-
1.41	- Electric railcars	298	248	443	3 170	8 230	9 045	-	-	-
1.51	- Diesel railcars	514	408	90	3 864	5 285	4 792	-	-	-
1.2	Goods train movements	740	724	702	14 063	20 889	18 550	39 154	38 405	37 198
1.12	- Electric locomotives	628	623	339	2 192	3 274	3 541	-	-	-
1.22	- Diesel locomotives
1.32	- Steam locomotives	-	-	-	-	-	-	-	-	-
1.42	- Electric railcars	-	-	-	-	-	-	-	-	-
1.52	- Diesel railcars	-	-	-	-	-	-	-	-	-
1.3	Other train movements	-	-	-	150	629	822	-	-	-

* The former Yugoslav Republic of Macedonia

For notes see end of table.

Voir note à la fin du tableau.

См. примечания в конце таблицы.

**RAILWAY TRANSPORT - TRANSPORT FERROVIAIRE
ЖЕЛЕЗНОДОРОЖНЫЙ ТРАНСПОРТ**

**10. Train movements
10. Parcours des trains
10. Parcours des trains**

(1 000 train-kilometres)

		United States ³		
		Etats-Unis		
		Соединенные Штаты		
		2013	2014	2015
1	Total train movements	811 084	-	-
1.10	- Electric locomotives	-	-	-
1.20	- Diesel locomotives	-	-	-
1.30	- Steam locomotives	-	-	-
1.40	- Electric railcars	-	-	-
1.50	- Diesel railcars	-	-	-
1.1	Passenger train movements	61 870	-	-
1.11	- Electric locomotives	-	-	-
1.21	- Diesel locomotives	-	-	-
1.31	- Steam locomotives	-	-	-
1.41	- Electric railcars	-	-	-
1.51	- Diesel railcars	-	-	-
1.2	Goods train movements	-	-	-
1.12	- Electric locomotives	-	-	-
1.22	- Diesel locomotives
1.32	- Steam locomotives	-	-	-
1.42	- Electric railcars	-	-	-
1.52	- Diesel railcars	-	-	-
1.3	Other train movements	-	-	-

For notes see end of table.

Voir note à la fin du tableau.

См. примечания в конце таблицы.

RAILWAY TRANSPORT - TRANSPORT FERROVIAIRE
ЖЕЛЕЗНОДОРОЖНЫЙ ТРАНСПОРТ

NOTES TO TABLE 10 - NOTES DU TABLEAU 10 - ПРИМЕЧАНИЯ К ТАБЛИЦЕ 10

Country notes - Notes relatives aux pays - Примечания к данным, представляемым странами

1) "Passenger train movements" and "Goods train movements" includes other trains.	1) «Parcours des trains de voyageurs» et «Parcours des trains de marchandises» désignent d'autres trains.	1) «Движение пассажирских поездов» и «Движение грузовых поездов» включает другие поезда.
2) "Locomotives" includes railcars.	2) «Locomotives» comprend les automotrices.	2) Статья «Локомотивы» включает автомотрисы.
3) "Total train movements" refer to class I only. "Passenger train movements" refer to Amtrak only.	3) «Parcours total de trains» désigne les transports de type Classe I. «Parcours des trains de voyageurs» désigne seulement la société Amtrak.	3) «Общий объем движения поездов» относится к первому классу. «Движение пассажирских поездов» включает только «Амтрак».

RAILWAY TRANSPORT - TRANSPORT FERROVIAIRE ЖЕЛЕЗНОДОРОЖНЫЙ ТРАНСПОРТ

11. Hauled vehicles movements of trains

11. Mouvements de véhicules remorqués par les trains

11. Движение буксируемых транспортных средств

Item	Description	Rubrique	Description
1	Hauled vehicle movements - Total (million gross tonne-kilometres) <i>by type of motor vehicle and source of power</i>	1	Mouvements de véhicules remorqués - Total (millions de tonnes-kilomètres brutes) <i>par type de véhicule moteur et mode de propulsion</i>
1.10	- Electric locomotives	1.10	- Locomotives électriques
1.20	- Diesel locomotives	1.20	- Locomotives diesel
1.30	- Steam locomotives	1.30	- Locomotives à vapeur
1.40	- Electric railcars	1.40	- Automotrices électriques
1.50	- Diesel railcars	1.50	- Automotrices diesel
1.1	Hauled passenger vehicles movements in passenger (and mixed) trains <i>by type of motor vehicle and source of power</i>	1.1	Mouvements de véhicules de voyageurs remorqués dans les trains de voyageurs (et mixtes) <i>par type de véhicule moteur et mode de propulsion</i>
1.11	- Electric locomotives	1.11	- Locomotives électriques
1.21	- Diesel locomotives	1.21	- Locomotives diesel
1.31	- Steam locomotives	1.31	- Locomotives à vapeur
1.41	- Electric railcars	1.41	- Automotrices électriques
1.51	- Diesel railcars	1.51	- Automotrices diesel
1.2	Hauled goods vehicles movements in goods (and mixed) trains <i>by type of motor vehicle and source of power</i>	1.2	Mouvements de véhicules de marchandises remorqués dans les trains de marchandises (et mixtes) <i>par type de véhicule moteur et mode de propulsion</i>
1.12	- Electric locomotives	1.12	- Locomotives électriques
1.22	- Diesel locomotives	1.22	- Locomotives diesel
1.32	- Steam locomotives	1.32	- Locomotives à vapeur
1.42	- Electric railcars	1.42	- Automotrices électriques
1.52	- Diesel railcars	1.52	- Automotrices diesel
1.3	Hauled vehicle movements in other trains	1.3	Mouvements de véhicules remorqués dans les autres trains

Статья	Описание
1	Движение буксируемых транспортных средств - Всего (млн. ткм. брутто) <i>по типу транспортного средства и по типу тяги</i>
1.10	- Электровозы
1.20	- Тепловозы
1.30	- Паровозы
1.40	- Электрические автомотрисы
1.50	- Дизельные автомотрисы
1.1	Движение пассажирских буксируемых транспортных средств в составе пассажирских (и смешанных) поездов <i>по типу транспортного средства и по типу тяги</i>
1.11	- Электровозы
1.21	- Тепловозы
1.31	- Паровозы
1.41	- Электрические автомотрисы
1.51	- Дизельные автомотрисы
1.2	Движение грузовых буксируемых транспортных средств в составе пассажирских (и смешанных) поездов <i>по типу транспортного средства и по типу тяги</i>
1.12	- Электровозы
1.22	- Тепловозы
1.32	- Паровозы
1.42	- Электрические автомотрисы
1.52	- Дизельные автомотрисы
1.3	Движение буксируемых транспортных средств в составе других поездов

**RAILWAY TRANSPORT - TRANSPORT FERROVIAIRE
ЖЕЛЕЗНОДОРОЖНЫЙ ТРАНСПОРТ**

11. Hauled vehicles movements of trains**11. Mouvements de véhicules remorqués par les trains****11. Движение буксируемых транспортных средств**

(million gross-tonne-km)

		Austria Autriche Австрия			Belarus Bélarus Беларусь			Bosnia-Herzegovina Bosnie-Herzégovine Босния и Герцеговина		
		2013	2014	2015	2013	2014	2015	2013	2014	2015
1	Total hauled vehicles movements	69 016	74 594	-	101 503	100 550	-	2 272	2 320	2 326
1.10	- Electric locomotives	58 017	61 966	-	29 161	32 270	-	1 893	1 857	1 929
1.20	- Diesel locomotives	2 495	3 037	-	64 292	60 488	-	322	404	354
1.30	- Steam locomotives	-	-	-	-	-	-	0	0	0
1.40	- Electric railcars	7 374	8 364	-	4 827	4 800	-	47	50	36
1.50	- Diesel railcars	1 125	1 201	-	3 223	2 992	-	10	9	7
1.1	In passenger (and mixed) trains	27 125	30 110	-	20 162	18 619	-	207	201	181
1.11	- Electric locomotives	17 918	19 783	-	4 817	4 253	-	149	140	135
1.21	- Diesel locomotives	702	757	-	7 442	6 720	-	1	2	3
1.31	- Steam locomotives	-	-	-	-	-	-	0	0	0
1.41	- Electric railcars	7 374	8 364	-	4 729	4 700	-	47	50	36
1.51	- Diesel railcars	1 125	1 201	-	3 174	2 946	-	10	9	7
1.2	In goods (and mixed) trains	41 489	44 484	-	80 461	81 112	-	2 065	2 119	2 145
1.12	- Electric locomotives	39 696	42 183	-	24 292	27 975	-	1 744	1 717	1 794
1.22	- Diesel locomotives	1 793	2 280	-	56 169	53 137	-	321	402	351
1.32	- Steam locomotives	-	-	-	-	-	-	0	0	0
1.42	- Electric railcars	-	-	-	-	-	-	0	0	0
1.52	- Diesel railcars	-	-	-	-	-	-	0	0	0
1.3	In other trains	-	-	-	880	819	-	0	0	0

		Bulgaria Bulgarie Болгария			Croatia Croatie Хорватия			Czechia Tchéquie Чехия		
		2013	2014	2015	2013	2014	2015	2013	2014	2015
1	Total hauled vehicles movements	11 182	-	-	6 854	6 601	6 511	50 919	-	-
1.10	- Electric locomotives	7 630	-	-	4 148	3 927	4 054	37 145	-	-
1.20	- Diesel locomotives	2 472	-	-	1 849	1 818	1 519	5 761	-	-
1.30	- Steam locomotives	-	-	-	-	-	-	-	-	-
1.40	- Electric railcars	900	-	-	412	420	485	4 380	-	-
1.50	- Diesel railcars	179	-	-	445	436	453	3 629	-	-
1.1	In passenger (and mixed) trains	4 306	-	-	2 391	2 273	2 260	19 576	-	-
1.11	- Electric locomotives	2 422	-	-	1 102	1 063	1 067	10 890	-	-
1.21	- Diesel locomotives	805	-	-	432	354	255	674	-	-
1.31	- Steam locomotives	-	-	-	-	-	-	-	-	-
1.41	- Electric railcars	900	-	-	412	420	485	4 379	-	-
1.51	- Diesel railcars	179	-	-	445	436	453	3 628	-	-
1.2	In goods (and mixed) trains	6 872	-	-	4 463	4 328	4 251	31 300	-	-
1.12	- Electric locomotives	5 205	-	-	3 046	2 864	2 987	26 245	-	-
1.22	- Diesel locomotives	1 667	-	-	1 417	1 464	1 264	5 054	-	-
1.32	- Steam locomotives	-	-	-	-	-	-	-	-	-
1.42	- Electric railcars	-	-	-	-	-	-	1	-	-
1.52	- Diesel railcars	-	-	-	-	-	-	-	-	-
1.3	In other trains	3	-	-	-	-	-	43	-	-

For notes see end of table.

Voir note à la fin du tableau.

См. примечания в конце таблицы.

**RAILWAY TRANSPORT - TRANSPORT FERROVIAIRE
ЖЕЛЕЗНОДОРОЖНЫЙ ТРАНСПОРТ**

11. Hauled vehicles movements of trains**11. Mouvements de véhicules remorqués par les trains****11. Движение буксируемых транспортных средств**

(million gross-tonne-km)

		Finland Finlande Финляндия			Hungary Hongrie Венгрия			Latvia Lettonie Латвия		
		2013	2014	2015	2013	2014	2015	2013	2014	2015
1	Total hauled vehicles movements	29 469	29 139	26 282	31 939	-	-	33 957	35 359	31 484
1.10	- Electric locomotives	19 918	20 339	18 665	25 357	-	-	-	-	-
1.20	- Diesel locomotives	5 579	4 978	3 622	2 821	-	-	32 457	33 859	29 984
1.30	- Steam locomotives	-	-	-	-	-	-	-	-	-
1.40	- Electric railcars	3 870	3 717	3 889	2 361	-	-	1 100	1 100	1 100
1.50	- Diesel railcars	101	106	106	1 403	-	-	400	400	400
1.1	In passenger (and mixed) trains	10 724	10 132	9 485	15 313	-	-	1 843	1 818	1 751
1.11	- Electric locomotives	6 458	6 059	5 281	10 582	-	-	-	-	-
1.21	- Diesel locomotives	294	251	208	975	-	-	343	318	251
1.31	- Steam locomotives	-	-	-	-	-	-	-	-	-
1.41	- Electric railcars	3 870	3 717	3 890	2 357	-	-	1 100	1 100	1 100
1.51	- Diesel railcars	101	106	106	1 398	-	-	400	400	400
1.2	In goods (and mixed) trains	18 745	19 007	16 798	13 942	-	-	32 114	33 541	29 733
1.12	- Electric locomotives	13 460	14 280	13 385	13 738	-	-	-	-	-
1.22	- Diesel locomotives	5 285	4 727	3 413	1 737	-	-	32 114	33 541	29 733
1.32	- Steam locomotives	-	-	-	-	-	-	-	-	-
1.42	- Electric railcars	-	-	-	-	-	-	-	-	-
1.52	- Diesel railcars	-	-	-	0	-	-	-	-	-
1.3	In other trains	-	-	-	1 153	-	-	-	-	-

		Lithuania Lituanie Литва			Poland Pologne Польша			Russian Federation Fédération de Russie Российская Федерация		
		2013	2014	2015	2013	2014	2015	2013	2014	2015
1	Total hauled vehicles movements	25 986	27 235	26 424	120 726	126 997	130 458	4 199 028	4 344 079	-
1.10	- Electric locomotives	-	-	-	86 806	92 153	93 916	3 470 896	3 615 191	-
1.20	- Diesel locomotives	25 346	26 595	25 787	20 544	20 764	19 584	645 128	646 543	-
1.30	- Steam locomotives	-	-	-	-	-	-	-	-	-
1.40	- Electric railcars	305	339	315	12 002	12 439	15 284	80 506	79 972	-
1.50	- Diesel railcars	335	302	322	1 374	1 641	1 674	2 498	2 371	-
1.1	In passenger (and mixed) trains	1 211	1 168	1 138	27 788	26 759	28 582	329 401	311 752	-
1.11	- Electric locomotives	-	-	-	14 131	12 526	11 925	205 323	190 636	-
1.21	- Diesel locomotives	578	532	504	281	153	93	45 154	42 902	-
1.31	- Steam locomotives	-	-	-	-	-	-	-	-	-
1.41	- Electric railcars	305	338	315	12 002	12 439	14 931	76 754	76 158	-
1.51	- Diesel railcars	329	298	319	1 374	1 641	1 633	2 170	2 055	-
1.2	In goods (and mixed) trains	24 671	25 957	25 241	92 938	100 238	101 181	3 815 169	3 985 673	-
1.12	- Electric locomotives	-	-	-	72 675	79 627	81 757	3 244 643	3 407 414	-
1.22	- Diesel locomotives	24 671	25 957	25 241	20 263	20 611	19 424	570 526	578 259	-
1.32	- Steam locomotives	-	-	-	-	-	-	-	-	-
1.42	- Electric railcars	-	-	-	-	-	-	-	-	-
1.52	- Diesel railcars	-	-	-	-	-	-	-	-	-
1.3	In other trains	103	110	45	655	909	695	54 458	46 654	-

For notes see end of table.

Voir note à la fin du tableau.

См. примечания в конце таблицы.

**RAILWAY TRANSPORT - TRANSPORT FERROVIAIRE
ЖЕЛЕЗНОДОРОЖНЫЙ ТРАНСПОРТ**

11. Hauled vehicles movements of trains**11. Mouvements de véhicules remorqués par les trains****11. Движение буксируемых транспортных средств**

(million gross-tonne-km)

		Serbia Serbie Сербия			Slovakia Slovaquie Словакия			Slovenia Slovénie Словения		
		2013	2014	2015	2013	2014	2015	2013	2014	2015
		1	Total hauled vehicles movements	7 265	7 130	7 355	21 254	21 718	22 998	7 658
1.10	- Electric locomotives	5 173	4 819	4 825	17 370	17 978	19 157	5 914	5 573	5 781
1.20	- Diesel locomotives	1 139	1 290	1 437	3 884	3 740	3 841	744	1 664	1 331
1.30	- Steam locomotives	-	-	-	-	-	-	-	-	-
1.40	- Electric railcars	711	777	859	-	-	-	675	578	587
1.50	- Diesel railcars	242	244	234	-	-	-	324	310	307
1.1	In passenger (and mixed) trains	1 745	1 666	-	6 712	6 975	8 204	1 374	1 263	1 339
1.11	- Electric locomotives	772	606	-	5 396	5 602	6 597	404	371	417
1.21	- Diesel locomotives	20	39	-	1 316	1 373	1 607	12	23	27
1.31	- Steam locomotives	-	-	-	-	-	-	-	-	-
1.41	- Electric railcars	711	777	-	-	-	-	656	569	587
1.51	- Diesel railcars	242	244	-	-	-	-	301	299	307
1.2	In goods (and mixed) trains	5 520	5 464	-	14 542	14 743	14 794	6 284	6 863	6 668
1.12	- Electric locomotives	4 401	4 213	-	11 974	12 376	12 560	5 510	5 202	5 364
1.22	- Diesel locomotives	1 119	1 251	-	2 568	2 367	2 234	732	1 641	1 304
1.32	- Steam locomotives	-	-	-	-	-	-	-	-	-
1.42	- Electric railcars	-	-	-	-	-	-	19	9	-
1.52	- Diesel railcars	-	-	-	-	-	-	23	11	-
1.3	In other trains	-	-	-	-	-	-	-	-	-

		Spain Espagne Испания			Sweden ¹ Suède Швеция			The FYR of Macedonia* L'ex-République yougoslave de Macédoine Бывшая Югославская Республика Македония		
		2013	2014	2015	2013	2014	2015	2013	2014	2015
		1	Total hauled vehicles movements	73 000	-	-	65 472	65 527	64 743	887
1.10	- Electric locomotives	-	-	-	63 087	63 879	63 196	648	654	515
1.20	- Diesel locomotives	-	-	-	2 385	1 648	1 547	112	114	85
1.30	- Steam locomotives	-	-	-	-	-	-	-	-	-
1.40	- Electric railcars	-	-	-	-	-	-	77	64	87
1.50	- Diesel railcars	-	-	-	-	-	-	50	40	36
1.1	In passenger (and mixed) trains	47 982	-	-	25 714	25 805	26 185	199	206	261
1.11	- Electric locomotives	-	-	-	25 366	25 450	25 836	36	53	110
1.21	- Diesel locomotives	-	-	-	347	354	349	36	49	28
1.31	- Steam locomotives	-	-	-	-	-	-	-	-	-
1.41	- Electric railcars	-	-	-	-	-	-	77	64	87
1.51	- Diesel railcars	-	-	-	-	-	-	50	40	36
1.2	In goods (and mixed) trains	16 297	-	-	39 758	39 723	38 558	688	666	462
1.12	- Electric locomotives	-	-	-	37 720	38 428	37 360	612	601	405
1.22	- Diesel locomotives	-	-	-	2 038	1 294	1 198	76	65	57
1.32	- Steam locomotives	-	-	-	-	-	-	-	-	-
1.42	- Electric railcars	-	-	-	-	-	-	-	-	-
1.52	- Diesel railcars	-	-	-	-	-	-	-	-	-
1.3	In other trains	-	-	-	-	-	-	-	-	-

* The former Yugoslav Republic of Macedonia

For notes see end of table.

Voir note à la fin du tableau.

См. примечания в конце таблицы.

**RAILWAY TRANSPORT - TRANSPORT FERROVIAIRE
ЖЕЛЕЗНОДОРОЖНЫЙ ТРАНСПОРТ**

11. Hauled vehicles movements of trains**11. Mouvements de véhicules remorqués par les trains****11. Движение буксируемых транспортных средств**

(million gross-tonne-km)

		Turkey Turquie Турция		
		2013	2014	2015
1	Total hauled vehicles movements	18 686	25 213	24 447
1.10	- Electric locomotives	2 743	3 432	4 028
1.20	- Diesel locomotives	14 278	18 040	16 560
1.30	- Steam locomotives	-	-	-
1.40	- Electric railcars	953	2 773	2 944
1.50	- Diesel railcars	711	968	915
1.1	In passenger (and mixed) trains	4 084	6 029	6 409
1.11	- Electric locomotives	22	3	50
1.21	- Diesel locomotives	2 398	2 419	2 500
1.31	- Steam locomotives	-	-	-
1.41	- Electric railcars	953	2 639	2 944
1.51	- Diesel railcars	711	968	915
1.2	In goods (and mixed) trains	14 550	18 989	17 987
1.12	- Electric locomotives	2 722	3 428	3 977
1.22	- Diesel locomotives	11 828	15 561	14 010
1.32	- Steam locomotives	-	-	-
1.42	- Electric railcars	-	-	-
1.52	- Diesel railcars	-	-	-
1.3	In other trains	51	195	50

For notes see end of table.

Voir note à la fin du tableau.

См. примечания в конце таблицы.

**RAILWAY TRANSPORT - TRANSPORT FERROVIAIRE
ЖЕЛЕЗНОДОРОЖНЫЙ ТРАНСПОРТ**

NOTES TO TABLE 11 - NOTES DU TABLEAU 11 - ПРИМЕЧАНИЯ К ТАБЛИЦЕ 11
Country notes - Notes relatives aux pays - Примечания к данным, представляемым странами

1) "Locomotives" includes railcars.

1) «Locomotives» comprend les automotrices.

1) Статья «Локомотивы» включает
автомотрисы.

**RAILWAY TRANSPORT- TRANSPORT FERROVIAIRE
ЖЕЛЕЗНОДОРОЖНЫЙ ТРАНСПОРТ**

12. Passenger transport**12. Transport de voyageurs****12. Пассажирские перевозки**

Item	Description
1	Number of passengers - (1 000) <i>by type of transport</i>
1.10	- National rail transport
1.11	- International rail transport
2	Number of passenger kilometres - (million passenger-kilometre) <i>by type of transport</i>
2.11	- National rail transport
2.22	- International rail transport

Rubrique	Description
1	Nombre de voyageurs - (1 000) <i>par type de transport</i>
1.10	- Transport ferroviaire national
1.11	- Transport ferroviaire international
2	Nombre de voyageurs-kilomètres - (millions voyageur-kilomètre) <i>par type de transport</i>
2.11	- Transport ferroviaire national
2.22	- Transport ferroviaire international

Статья	Описание
1	Число пассажиров - (1 000) <i>по типу транспорта</i>
1.10	- Национальные железнодорожные перевозки
1.11	- Международные железнодорожные перевозки
2	Количество пассажиро-километров - (мил. Пассажиро-киломер) <i>по типу транспорта</i>
2.11	- Национальные железнодорожные перевозки
2.22	- Международные железнодорожные перевозки

**RAILWAY TRANSPORT - TRANSPORT FERROVIAIRE
ЖЕЛЕЗНОДОРОЖНЫЙ ТРАНСПОРТ**

**12. Passenger transport
12. Transport de voyageurs
12. Пассажи́рские перевозки**

		Armenia Arménie Армения			Austria Autriche Австрия			Azerbaijan Azerbaïdjan Азербайджан		
		2013	2014	2015	2013	2014	2015	2013	2014	2015
1	Number of passengers (1 000)	415	375	-	274 327	278 251	282 379	2 508	2 517	1 883
1.10	- National transport	366	318	-	-	-	-	2 164	2 232	1 716
1.11	- International transport	49	57	-	-	-	-	344	285	167
2	Passenger - kilometres (million)	55	52	-	11 914	12 092	12 208	609	612	495
2.10	- National transport	26	24	-	-	-	-	519	531	439
2.11	- International transport	29	28	-	-	-	-	90	81	56

		Belarus Bélarus Беларусь			Bosnia-Herzegovina Bosnie-Herzégovine Босния и Герцеговина			Bulgaria Bulgarie Болгария		
		2013	2014	2015	2013	2014	2015	2013	2014	2015
1	Number of passengers (1 000)	99 435	91 594	-	627	528	512	26 072	24 627	-
1.10	- National transport	92 303	86 503	-	583	497	482	25 727	24 325	-
1.11	- International transport	7 132	5 091	-	44	31	30	344	302	-
2	Passenger - kilometres (million)	8 998	7 796	-	40	34	34	1 826	1 702	-
2.10	- National transport	6 825	6 327	-	35	31	31	1 795	1 683	-
2.11	- International transport	2 173	1 469	-	5	3	3	31	19	-

		Croatia Croatie Хорватия			Czechia Tchéquie Чехия			Estonia Estonie Эстония		
		2013	2014	2015	2013	2014	2015	2013	2014	2015
1	Number of passengers (1 000)	24 265	21 926	21 683	174 486	-	-	4 200	5 905	6 659
1.10	- National transport	23 810	21 528	21 331	170 790	-	-	4 077	5 808	6 604
1.11	- International transport	455	398	352	3 697	-	-	123	97	55
2	Passenger - kilometres (million)	948	927	951	7 601	-	-	223	280	286
2.10	- National transport	899	884	911	6 804	-	-	201	263	276
2.11	- International transport	49	43	40	797	-	-	22	17	10

		Finland Finlande Финляндия			France France Франция			Georgia Géorgie Грузия		
		2013	2014	2015	2013	2014	2015	2013	2014	2015
1	Number of passengers (1 000)	69 318	68 262	75 952	1 164 822	1 157 679	1 241 078	2 982	2 725	-
1.10	- National transport	68 810	67 745	75 524	1 122 265	1 114 684	1 197 822	-	-	-
1.11	- International transport	508	517	428	42 557	42 994	43 256	-	-	-
2	Passenger - kilometres (million)	4 053	3 874	4 113	90 485	89 499	89 121	585	550	-
2.10	- National transport	3 898	3 740	4 002	79 658	78 690	80 400	-	-	-
2.11	- International transport	155	134	111	10 827	12 810	11 253	-	-	-

		Germany Allemagne Германия			Greece Grèce Греция			Hungary Hongrie Венгрия		
		2013	2014	2015	2013	2014	2015	2013	2014	2015
1	Number of passengers (1 000)	2 611 600	2 692 400	2 684 900	-	-	17 263	148 494	146 127	144 397
1.10	- National transport	2 597 600	2 678 100	2 670 900	-	-	16 007	145 575	143 407	141 622
1.11	- International transport	14 000	14 300	14 000	-	-	1 255	2 919	2 720	2 775
2	Passenger - kilometres (million)	89 451	90 827	90 944	-	-	1 262	7 843	7 738	7 609
2.10	- National transport	84 644	85 918	86 196	-	-	1 255	7 443	7 365	7 238
2.11	- International transport	4 806	4 909	4 748	-	-	6	400	373	371

For notes see end of table.

Voir note à la fin du tableau.

См. примечания в конце таблицы.

**RAILWAY TRANSPORT - TRANSPORT FERROVIAIRE
ЖЕЛЕЗНОДОРОЖНЫЙ ТРАНСПОРТ**

**12. Passenger transport
12. Transport de voyageurs
12. Пассажи́рские перевозки**

		Ireland Irlande Ирландия			Latvia Lettonie Латвия			Lithuania Lituanie Литва		
		2013	2014	2015	2013	2014	2015	2013	2014	2015
1	Number of passengers (1 000)	67 251	70 416	74 257	19 730	19 190	17 065	4 346	4 126	3 790
1.10	- National transport	66 482	69 703	73 943	19 419	18 938	16 885	3 808	3 672	3 430
1.11	- International transport	769	713	313	310	252	179	538	454	360
2	Passenger - kilometres (million)	1 718	1 663	2 098	721	644	591	278	270	262
2.10	- National transport	1 622	1 630	2 041	640	578	545	252	250	248
2.11	- International transport	96	33	57	81	66	46	26	20	14

		Norway Norvège Норвегия			Pologne Польша			Portugal Portugal Португалия		
		2013	2014	2015	2013	2014	2015	2013	2014	2015
1	Number of passengers (1 000)	67 251	70 340	-	269 815	268 204	277 321	126 079	128 295	-
1.10	- National transport	66 762	69 867	-	267 940	266 775	276 176	125 945	128 139	-
1.11	- International transport	489	473	-	1 875	1 429	1 145	134	156	-
2	Passenger - kilometres (million)	3 260	3 440	-	16 797	16 015	17 367	3 649	3 852	-
2.10	- National transport	3 215	3 397	-	16 293	15 620	17 060	3 548	3 740	-
2.11	- International transport	45	43	-	504	395	307	102	111	-

		Republic of Moldova République de Moldova Республика Молдова			Romania Roumanie Румыния			Russian Federation Fédération de Russie Российская Федерация		
		2013	2014	2015	2013	2014	2015	2013	2014	2015
1	Number of passengers (1 000)	4 092	3 838	-	57 433	64 760	66 482	1 079 565	1 076 407	-
1.10	- National transport	2 879	3 003	-	57 160	64 525	66 262	1 079 495	1 076 369	-
1.11	- International transport	1 214	835	-	273	235	220	70	38	-
2	Passenger - kilometres (million)	330	257	-	4 411	4 976	5 149	138 517	130 027	-
2.10	- National transport	139	146	-	4 333	4 925	5 106	138 355	129 937	-
2.11	- International transport	191	111	-	78	51	43	162	90	-

		Serbia Serbie Сербия			Slovakia Slovaquie Словакия			Slovenia Slovénie Словения		
		2013	2014	2015	2013	2014	2015	2013	2014	2015
1	Number of passengers (1 000)	7 158	6 443	6 258	46 064	49 272	60 566	16 420	14 837	14 558
1.10	- National transport	6 535	6 106	5 908	42 608	45 706	56 991	15 563	14 054	13 792
1.11	- International transport	623	337	350	3 456	3 566	3 575	858	783	766
2	Passenger - kilometres (million)	613	453	509	2 485	2 583	3 411	760	697	709
2.10	- National transport	422	384	432	2 255	2 349	3 208	636	582	594
2.11	- International transport	191	69	77	230	234	203	125	115	115

		Sweden Suède Швеция			Switzerland Suisse Швейцария			The FYR of Macedonia* L'ex-République yougoslave de Macédoine Бывшая Югославская Республика Македония		
		2013	2014	2015	2013	2014	2015	2013	2014	2015
1	Number of passengers (1 000)	200 706	207 280	214 434	541 910	576 352	-	853	803	1 022
1.10	- National transport	188 450	195 022	201 745	526 345	561 232	-	842	791	1 013
1.11	- International transport	12 256	12 258	12 689	15 565	15 120	-	11	12	9
2	Passenger - kilometres (million)	11 842	12 121	12 741	19 447	20 010	-	80	80	177
2.10	- National transport	11 359	11 629	12 212	18 405	19 001	-	80	79	176
2.11	- International transport	483	493	529	1 042	1 010	-	1	1	1

* The former Yugoslav Republic of Macedonia

For notes see end of table.

Voir note à la fin du tableau.

См. примечания в конце таблицы.

**RAILWAY TRANSPORT - TRANSPORT FERROVIAIRE
ЖЕЛЕЗНОДОРОЖНЫЙ ТРАНСПОРТ**

**12. Passenger transport
12. Transport de voyageurs
12. Пассажи́рские перевозки**

		Turkey Turquie Турция			United Kingdom Royaume-Uni Соединенное Королевство			United States ¹ Etats-Unis Соединенные Штаты		
		2013	2014	2015	2013	2014	2015	2013	2014	2015
1	Number of passengers (1 000)	46 441	78 404	95 317	1 599 484	1 679 746	1 722 081	31 687	-	-
1.10	- National transport	46 342	78 248	95 185	1 579 843	1 659 637	1 702 234	-	-	-
1.11	- International transport	99	156	132	19 641	20 109	19 847	284	-	-
2	Passenger - kilometres (million)	3 777	4 393	4 828	61 950	64 711	66 400	10 959	-	-
2.10	- National transport	3 733	4 323	4 779	60 089	62 806	64 507	-	-	-
2.11	- International transport	44	70	49	1 861	1 905	1 893	-	-	-

For notes see end of table.

Voir note à la fin du tableau.

См. примечания в конце таблицы.

RAILWAY TRANSPORT - TRANSPORT FERROVIAIRE
ЖЕЛЕЗНОДОРОЖНЫЙ ТРАНСПОРТ

NOTES TO TABLE 12 - NOTES DU TABLEAU 12 - ПРИМЕЧАНИЯ К ТАБЛИЦЕ 12

Country notes - Notes relatives aux pays - Примечания к данным, представляемым странами

1) Number of passengers on international transport includes passengers and crew. Passenger-kilometres refer to Amtrak only.

1) Le nombre de voyageurs en transport international comprend les voyageurs et l'équipage. «Voyageurs-kilomètres» désigne seulement la société Amtrak.

1) Количество пассажиров на международных перевозках включает в себя пассажиров и экипаж. Статья «Пассажиры-км» включает только «Амтрак».

**RAILWAY TRANSPORT- TRANSPORT FERROVIAIRE
ЖЕЛЕЗНОДОРОЖНЫЙ ТРАНСПОРТ**

13. Goods transport (excluding empty privately-owned wagons)**13. Transports de marchandises (non compris les wagons de particulier à vide)****13. Грузовые перевозки (кроме порожних вагонов, принадлежащих частным владельцам)**

Item	Description
1	Goods transported by rail - (1 000 tonnes)
1.1	- National transport
1.2	- International - loaded (goods having left the country by rail other than goods in transit)
1.3	- International - unloaded (goods having entered the country by rail other than goods in transit)
1.4	- Goods in transit by rail
2	Tonne-kilometre of goods transported by rail - (million tonne-kilometres)
2.1	- National transport
2.2	- International - loaded (goods having left the country by rail other than goods in transit)
2.3	- International - unloaded (goods having entered the country by rail other than goods in transit)
2.4	- Goods in transit by rail

Rubrique	Description
1	Marchandises transportées par chemin de fer - (1 000 tonnes)
1.1	- Transport national
1.2	- Transport international - chargements (marchandises sorties du pays par rail autres que les marchandises en transit)
1.3	- Transport international - déchargements (marchandises entrées dans le pays par rail autres que les marchandises en transit)
1.4	- Marchandises en transit par rail
2	Tonnes-kilomètres transportées par chemin de fer - (million tonnes-kilomètres)
2.1	- Transport national
1.2	- Transport international - chargements (marchandises sorties du pays par rail autres que les marchandises en transit)
1.3	- Transport international - déchargements (marchandises entrées dans le pays par rail autres que les marchandises en transit)
2.4	- Marchandises en transit par rail

Статья	Описание
1	Перевезенные грузы (1 000 тонн)
1.1	- Национальный транспорт
1.2	- Международный транспорт - погруженный (грузы, вывозимые из страны железнодорожным транспортом, в отличие от транзитных грузов)
1.3	- Международный транспорт - выгруженный (грузы, ввезенные в страну железнодорожным транспортом, в отличие от транзитных грузов)
1.4	- Сквозные транзитные грузы, перевозимые железнодорожным транспортом от начала до конца
2	Перевезенные грузы (в млн. тонн-км)
2.1	- Национальный транспорт
1.2	- Международный транспорт - погруженный (грузы, вывозимые из страны железнодорожным транспортом, в отличие от транзитных грузов)
1.3	- Международный транспорт - выгруженный (грузы, ввезенные в страну железнодорожным транспортом, в отличие от транзитных грузов)
2.4	- Сквозные транзитные грузы, перевозимые железнодорожным транспортом от начала до конца

**RAILWAY TRANSPORT - TRANSPORT FERROVIAIRE
ЖЕЛЕЗНОДОРОЖНЫЙ ТРАНСПОРТ**

13. Goods transport (excluding empty privately-owned wagons)**13. Transports de marchandises (non compris les wagons de particulier à vide)****13. Грузовые перевозки (кроме порожних вагонов, принадлежащих частным владельцам)**

		Armenia Arménie Армения			Austria Autriche Австрия			Azerbaijan Azerbaïdjan Азербайджан		
		2013	2014	2015	2013	2014	2015	2013	2014	2015
1	Tonnes carried (1 000 tonnes)	3 275	3 058	-	95 951	98 281	97 642	23 127	21 795	17 090
1.1	- National	1 559	1 527	-	28 769	29 384	28 918	5 870	6 232	3 995
1.2	- International - loaded	456	356	-	16 756	17 025	17 158	17 257	15 563	13 095
1.3	- International - unloaded	1 261	1 175	-	26 882	26 874	25 991	-	-	-
1.4	- Transit	-	-	-	23 544	24 998	25 575	6 632	4 502	3 926
2	Tonne - kilometres (millions)	851	786	-	19 321	20 494	20 266	7 958	7 371	6 210
2.1	- National	796	693	-	4 634	4 717	4 579	1 331	1 446	1 014
2.2	- International - loaded	-	-	-	3 749	3 884	4 027	6 627	5 925	5 196
2.3	- International - unloaded	-	-	-	5 545	5 700	5 426	-	-	-
2.4	- Transit	-	-	-	5 392	6 193	6 234	3 297	2 330	2 195

		Belarus Bélarus Беларусь			Bosnia-Herzegovina Bosnie-Herzégovine Босния и Герцеговина			Bulgaria Bulgarie България		
		2013	2014	2015	2013	2014	2015	2013	2014	2015
1	Tonnes carried (1 000 tonnes)	140 040	141 437	-	13 359	13 506	13 677	13 539	13 691	-
1.1	- National	44 093	41 422	-	7 277	7 270	8 104	10 152	10 361	-
1.2	- International - loaded	35 297	42 410	-	2 107	2 041	1 428	1 279	1 383	-
1.3	- International - unloaded	13 942	12 492	-	2 435	2 324	2 430	1 175	1 267	-
1.4	- Transit	46 708	45 113	-	1 540	1 871	1 715	933	680	-
2	Tonne - kilometres (millions)	43 818	44 997	-	1 242	1 313	1 285	3 246	3 439	-
2.1	- National	12 953	12 594	-	517	501	565	2 376	2 557	-
2.2	- International - loaded	9 848	12 694	-	240	233	138	265	285	-
2.3	- International - unloaded	3 705	3 279	-	392	469	479	249	296	-
2.4	- Transit	17 312	16 430	-	93	110	103	356	301	-

		Croatia ¹ Croatie Хорватия			Czechia Tchéquie Чехия			Estonia ² Estonie Эстония		
		2013	2014	2015	2013	2014	2015	2013	2014	2015
1	Tonnes carried (1 000 tonnes)	10 661	10 389	9 939	83 957	-	-	43 682	36 290	28 026
1.1	- National	3 395	2 858	3 038	37 270	-	-	22 451	20 090	14 977
1.2	- International - loaded	2 879	3 633	4 099	18 812	-	-	1 178	1 053	430
1.3	- International - unloaded	1 702	1 524	1 429	20 318	-	-	1 340	1 058	1 289
1.4	- Transit	2 685	2 374	1 374	7 557	-	-	18 714	14 089	11 330
2	Tonne - kilometres (millions)	2 086	2 119	2 184	13 965	-	-	4 722	3 256	3 117
2.1	- National	914	835	909	5 544	-	-	678	600	512
2.2	- International - loaded	397	515	656	3 781	-	-	115	103	56
2.3	- International - unloaded	275	281	307	2 518	-	-	298	246	309
2.4	- Transit	500	488	312	2 122	-	-	3 631	2 307	2 240

		Finland Finlande Финляндия			France France Франция			Georgia Géorgie Грузия		
		2013	2014	2015	2013	2014	2015	2013	2014	2015
1	Tonnes carried (1 000 tonnes)	36 433	37 008	33 392	88 989	87 411	95 545	18 185	16 673	-
1.1	- National	22 791	22 742	20 692	60 369	57 754	60 729	-	-	-
1.2	- International - loaded	885	643	414	13 093	13 744	16 553	-	-	-
1.3	- International - unloaded	12 756	13 623	12 286	10 626	11 439	13 025	-	-	-
1.4	- Transit	-	-	-	4 901	4 474	5 238	-	-	-
2	Tonne - kilometres (millions)	9 470	9 597	8 468	32 010	32 217	34 252	5 526	4 988	-
2.1	- National	6 502	6 336	5 847	20 289	20 137	21 373	-	-	-
2.2	- International - loaded	169	110	79	4 818	5 094	5 412	-	-	-
2.3	- International - unloaded	2 799	3 150	2 542	3 605	3 931	4 123	-	-	-
2.4	- Transit	-	-	-	3 298	3 054	3 345	-	-	-

For notes see end of table.

Voir note à la fin du tableau.

См. примечания в конце таблицы.

**RAILWAY TRANSPORT - TRANSPORT FERROVIAIRE
ЖЕЛЕЗНОДОРОЖНЫЙ ТРАНСПОРТ**

13. Goods transport (excluding empty privately-owned wagons)**13. Transports de marchandises (non compris les wagons de particulier à vide)****13. Грузовые перевозки (кроме порожних вагонов, принадлежащих частным владельцам)**

		Germany Allemagne Германия			Greece Grèce Греция			Hungary Hongrie Венгрия		
		2013	2014	2015	2013	2014	2015	2013	2014	2015
1	Tonnes carried (1 000 tonnes)	373 738	365 003	-	-	-	1 404	49 085	50 593	50 333
1.1	- National	247 472	238 687	-	-	-	129	12 461	15 020	14 409
1.2	- International - loaded	45 530	45 888	-	-	-	546	14 266	12 731	12 903
1.3	- International - unloaded	62 919	61 889	-	-	-	729	12 750	13 940	13 017
1.4	- Transit	17 817	18 538	-	-	-	0	9 607	8 902	10 003
2	Tonne - kilometres (millions)	112 613	112 629	-	-	-	293	9 722	10 158	10 010
2.1	- National	57 585	56 387	-	-	-	50	1 606	2 049	1 784
2.2	- International - loaded	19 845	20 337	-	-	-	105	2 841	2 651	2 570
2.3	- International - unloaded	23 727	23 887	-	-	-	138	2 528	2 748	2 676
2.4	- Transit	11 454	12 019	-	-	-	0	2 747	2 710	2 979

		Ireland Irlande Ирландия			Latvia Lettonie Латвия			Lithuania Lituanie Литва		
		2013	2014	2015	2013	2014	2015	2013	2014	2015
1	Tonnes carried (1 000 tonnes)	589	578	540	55 831	57 039	55 645	48 028	49 000	48 053
1.1	- National	589	578	540	1 178	1 257	1 672	15 129	14 487	14 426
1.2	- International - loaded	-	-	-	4 356	4 521	2 849	5 093	4 167	4 096
1.3	- International - unloaded	-	-	-	47 669	49 408	48 277	15 752	20 088	20 611
1.4	- Transit	-	-	-	2 628	1 854	2 848	12 054	10 258	8 920
2	Tonne - kilometres (millions)	99	100	96	19 533	19 441	18 906	13 344	14 307	14 036
2.1	- National	99	100	96	286	315	453	3 645	3 513	3 500
2.2	- International - loaded	-	-	-	1 515	1 503	867	1 378	1 139	1 030
2.3	- International - unloaded	-	-	-	16 860	17 069	16 721	5 460	7 230	7 393
2.4	- Transit	-	-	-	871	554	865	2 861	2 425	2 114

		Norway Norvège Норвегия			Poland Pologne Польша			Portugal Portugal Португалия		
		2013	2014	2015	2013	2014	2015	2013	2014	2015
1	Tonnes carried (1 000 tonnes)	31 429	33 393	-	232 596	227 820	224 320	9 291	10 304	-
1.1	- National	9 704	9 536	-	182 296	175 222	173 292	7 908	8 595	-
1.2	- International - loaded	2 511	3 461	-	18 065	18 785	19 361	257	362	-
1.3	- International - unloaded	19 214	20 397	-	29 280	31 153	29 101	1 095	1 308	-
1.4	- Transit	-	-	-	2 955	2 660	2 566	31	40	-
2	Tonne - kilometres (millions)	3 383	3 539	-	50 881	50 073	50 603	2 290	2 438	-
2.1	- National	2 347	2 373	-	37 785	36 402	37 375	1 815	1 897	-
2.2	- International - loaded	177	259	-	4 281	4 569	4 704	-	-	-
2.3	- International - unloaded	859	907	-	7 116	7 555	7 024	-	-	-
2.4	- Transit	-	-	-	1 699	1 547	1 500	-	-	-

		Republic of Moldova République de Moldova Республика Молдова			Romania Roumanie Румыния			Russian Federation Fédération de Russie Российская Федерация		
		2013	2014	2015	2013	2014	2015	2013	2014	2015
1	Tonnes carried (1 000 tonnes)	5 431	5 008	-	50 348	50 739	55 307	1 381 236	1 375 439	-
1.1	- National	430	632	-	41 268	41 549	43 431	837 000	817 950	-
1.2	- International - loaded	1 150	1 142	-	3 259	3 695	4 324	405 196	424 793	-
1.3	- International - unloaded	1 563	1 220	-	5 404	5 302	6 724	114 590	105 525	-
1.4	- Transit	2 287	2 014	-	417	193	828	32 571	24 351	-
2	Tonne - kilometres (millions)	1 238	1 179	-	12 940	12 264	13 673	2 196 217	2 300 532	-
2.1	- National	119	200	-	10 410	9 809	9 957	953 124	997 314	-
2.2	- International - loaded	-	-	-	856	1 179	1 422	1 066 271	1 142 967	-
2.3	- International - unloaded	-	-	-	1 384	1 156	1 790	107 209	98 669	-
2.4	- Transit	-	-	-	290	120	505	61 080	51 963	-

For notes see end of table.

Voir note à la fin du tableau.

См. примечания в конце таблицы.

**RAILWAY TRANSPORT - TRANSPORT FERROVIAIRE
ЖЕЛЕЗНОДОРОЖНЫЙ ТРАНСПОРТ**

13. Goods transport (excluding empty privately-owned wagons)**13. Transports de marchandises (non compris les wagons de particulier à vide)****13. Грузовые перевозки (кроме порожних вагонов, принадлежащих частным владельцам)**

		Serbia Serbie Сербия			Slovakia Slovaquie Словакия			Slovenia Slovénie Словения		
		2013	2014	2015	2013	2014	2015	2013	2014	2015
1	Tonnes carried (1 000 tonnes)	10 463	10 826	11 887	48 401	50 997	47 358	17 156	17 989	17 832
1.1	- National	3 171	3 479	3 890	8 182	10 434	8 055	3 318	3 196	2 953
1.2	- International - loaded	1 890	2 196	2 238	11 728	11 299	11 743	6 502	6 968	7 166
1.3	- International - unloaded	2 054	2 062	2 507	16 693	16 958	16 010	5 098	5 182	5 316
1.4	- Transit	3 348	3 089	3 252	11 798	12 306	11 550	2 239	2 643	2 397
2	Tonne - kilometres (millions)	3 022	2 988	3 249	8 494	8 829	8 439	3 799	4 110	4 175
2.1	- National	510	617	703	1 197	1 384	1 148	652	661	599
2.2	- International - loaded	442	478	497	1 464	1 468	1 621	1 536	1 624	1 728
2.3	- International - unloaded	372	383	443	2 497	2 457	2 261	1 036	1 110	1 179
2.4	- Transit	1 698	1 510	1 606	3 336	3 520	3 409	575	715	670

		Sweden Suède Швеция			Switzerland Suisse Швейцария			The FYR of Macedonia* L'ex-République yougoslave de Macédoine Бывшая Югославская Республика Македония		
		2013	2014	2015	2013	2014	2015	2013	2014	2015
1	Tonnes carried (1 000 tonnes)	67 047	68 035	64 999	64 999	65 375	-	2 283	2 377	1 566
1.1	- National	36 514	37 331	36 303	26 396	29 586	-	26	45	46
1.2	- International - loaded	24 593	24 996	22 894	2 645	2 589	-	88	143	85
1.3	- International - unloaded	5 407	5 178	5 222	7 320	6 881	-	1 405	1 444	740
1.4	- Transit	533	529	580	28 638	26 319	-	764	744	695
2	Tonne - kilometres (millions)	20 970	21 296	20 583	11 812	12 313	-	421	411	278
2.1	- National	13 129	13 456	12 800	3 264	4 351	-	5	2	2
2.2	- International - loaded	5 161	5 252	5 189	318	291	-	15	27	16
2.3	- International - unloaded	1 820	1 750	1 756	768	772	-	212	198	88
2.4	- Transit	859	838	838	7 462	6 899	-	189	184	172

		Turkey Turquie Турция			United Kingdom Royaume-Uni Соединенное Королевство			United States ³ Etats-Unis Соединенные Штаты		
		2013	2014	2015	2013	2014	2015	2013	2014	2015
1	Tonnes carried (1 000 tonnes)	25 745	27 920	24 808	117 838	108 531	96 821	1 594 513	-	-
1.1	- National	24 033	26 241	22 844	-	-	-	-	-	-
1.2	- International - loaded	578	675	801	-	-	-	-	-	-
1.3	- International - unloaded	1 113	976	1 151	-	-	-	83 824	-	-
1.4	- Transit	21	28	12	-	-	-	-	-	-
2	Tonne - kilometres (millions)	10 672	11 536	9 914	-	22 143	19 342	2 541 355	-	-
2.1	- National	10 163	11 041	9 472	-	-	-	-	-	-
2.2	- International - loaded	269	294	230	-	-	-	-	-	-
2.3	- International - unloaded	215	163	197	-	-	-	-	-	-
2.4	- Transit	25	38	15	-	-	-	-	-	-

* The former Yugoslav Republic of Macedonia

For notes see end of table.

Voir note à la fin du tableau.

См. примечания в конце таблицы.

RAILWAY TRANSPORT - TRANSPORT FERROVIAIRE ЖЕЛЕЗНОДОРОЖНЫЙ ТРАНСПОРТ

NOTES TO TABLE 13 - NOTES DU TABLEAU 13 - ПРИМЕЧАНИЯ К ТАБЛИЦЕ 13

Country notes - Notes relatives aux pays - Примечания к данным, представляемым странами

1) Until 2012 international transport includes goods partly transported by railway and partly by another mode of transport. Since 2013 this kind of goods have been included in national transport.

1) Jusqu'à 2012, le transport international comprend les marchandises transportées en partie par rail et en partie par un autre mode de transport. Depuis 2013 ces marchandises sont comprises dans le transport national.

1) До 2012 года международные перевозки включали грузы, частично перевозимые железнодорожным транспортом и частично другим видом транспорта. С 2013 года этот вид грузов был включен в национальный транспорт.

2) "Goods in transit by rail" includes transition between rail and maritime transport in ports.

2) «Marchandises en transit par rail» comprend le transit dans les ports entre le transport de marchandises par voie ferroviaire et voie maritime.

2) Статья «Сквозные транзитные грузы, перевозимые железнодорожным транспортом от начала до конца» включает переходный участок между железнодорожным и морским транспортом в портах.

3) "Tonne-kilometres" includes only Class I freight railroads.

3) «Tonne-kilomètres» comprend seulement le transport ferroviaire de marchandises de type Classe I.

3) Статья «Тонн-км» включает только железнодорожные грузовые перевозки первым классом.

INLAND WATERWAYS

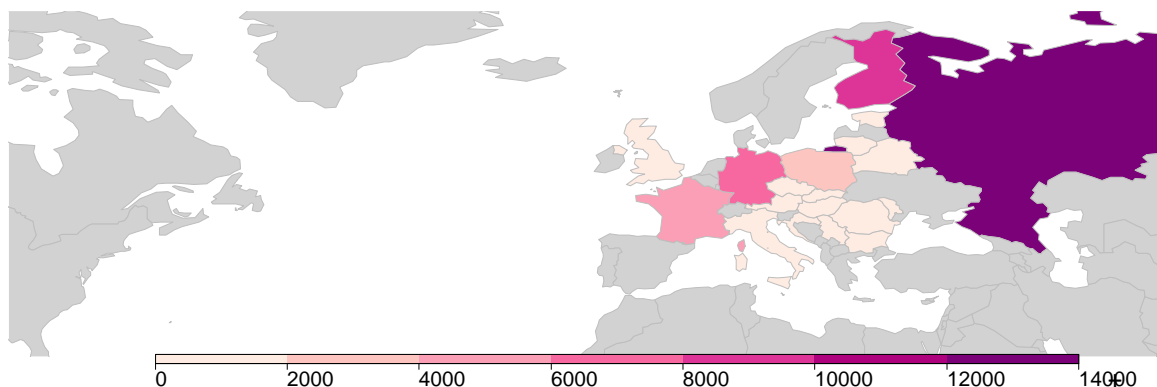
Inland waterway transport statistics

This chapter sets out the main recent trends in inland waterway transport in the ECE region in both inland waterway infrastructure and activity. The introduction focuses on some of the more significant trends in order to provide a snapshot of some key statistics. The remainder of the chapter provides the detailed statistical tables for each of the main parameters available.

Figure 9 shows the length of the inland waterway network for those member States reporting data on their inland waterway infrastructure (note that not all countries have navigable waterways). The light to dark purple sliding scale highlights the relative differences in navigable waterways for those member States reporting data.

Figure 9

Total length of navigable inland waterways (2015 or latest year available)

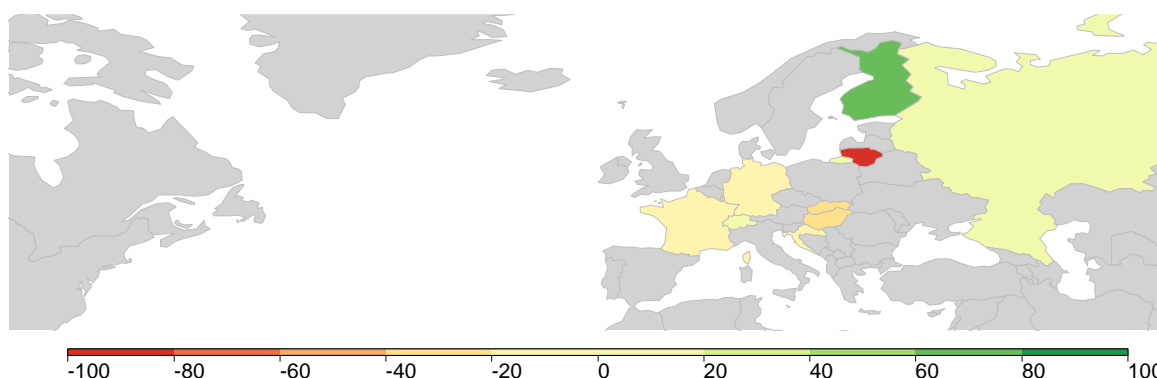


Notes: Grey represents countries without navigable inland waterways or for which data were not reported for 2013 or later. Measured in kilometres of waterways.

Figure 10 shows the growth in inland waterway freight volume as measured by reported tonne-kilometres in member States. This figure shows that the total volume has fluctuated across the region with the biggest variations (for example the decrease in Lithuania and increase in Finland) being due to, among other things, the small size of their inland waterway networks.

Figure 10

Growth in inland waterway freight volume (2010 to 2015)



Notes: Grey represents countries for which data were not reported in 2010 and 2015. Measured in tonne-kilometres.

The remainder of this chapter summarizes inland waterway transport data on:

- length of navigable waterways;
- registered vessels; and
- inland waterway activity.

INLAND WATERWAYS - VOIES NAVIGABLES INTERIEURES
ВНУТРЕННИЕ ВОДНЫЕ ПУТИ

14. Navigable inland waterway regularly used for transport at 31 December

14. Voies navigables intérieures régulièrement utilisées pour les transports au 31 décembre

14. Судоходные внутренние водные пути, регулярно используемые для перевозок, на 31 декабря

Item Rubrique Статья	Description	Description	Описание
1	Total navigable inland waterways (kilometres)	Total des voies navigables intérieures (kilomètres)	Судоходные внутренние водные пути (километры)
1.1	Canals	Canaux	Каналы
	<i>By carrying capacity of vessels</i>	<i>Par classe d'accessibilité des bateaux</i>	<i>По грузоподъемности судов</i>
1.11	- Up to 249 tonnes	- Jusqu'à 249 tonnes	- До 249 тонн
1.12	- 250 - 399 tonnes	- 250 - 399 tonnes	- 250 - 399 тонн
1.13	- 400 - 649 tonnes	- 400 - 649 tonnes	- 400 - 649 тонн
1.14	- 650 - 999 tonnes	- 650 - 999 tonnes	- 650 - 999 тонн
1.15	- 1 000 - 1 499 tonnes	- 1 000 - 1 499 tonnes	- 1 000 - 1 499 тонн
1.16	- 1 500 - 2 999 tonnes	- 1 500 - 2 999 tonnes	- 1 500 - 2 999 тонн
1.17	- 3 000 tonnes and over	- 3 000 tonnes et plus	- 3 000 тонн и более
1.2	Navigable rivers and lakes	Fleuves, rivières et lacs navigables	Судоходные реки и озера
	<i>By carrying capacity of vessels</i>	<i>Par classe d'accessibilité des bateaux</i>	<i>По грузоподъемности судов</i>
1.21	- Up to 249 tonnes	- Jusqu'à 249 tonnes	- До 249 тонн
1.22	- 250 - 399 tonnes	- 250 - 399 tonnes	- 250 - 399 тонн
1.23	- 400 - 649 tonnes	- 400 - 649 tonnes	- 400 - 649 тонн
1.24	- 650 - 999 tonnes	- 650 - 999 tonnes	- 650 - 999 тонн
1.25	- 1 000 - 1 499 tonnes	- 1 000 - 1 499 tonnes	- 1 000 - 1 499 тонн
1.26	- 1 500 - 2 999 tonnes	- 1 500 - 2 999 tonnes	- 1 500 - 2 999 тонн
1.27	- 3 000 tonnes and over	- 3 000 tonnes et plus	- 3 000 тонн и более

INLAND WATERWAYS - VOIES NAVIGABLES INTERIEURES
ВНУТРЕННИЕ ВОДНЫЕ ПУТИ

14. Navigable inland waterway regularly used for transport at 31 December

14. Voies navigables intérieures régulièrement utilisées pour les transports au 31 décembre

14. Судоходные внутренние водные пути, регулярно используемые для перевозок, на 31 декабря

Unit : km - Unité : km - Единица - км

	Austria Autriche Австрия			Belarus Bélarus Беларусь			Bulgaria Bulgarie Болгария		
	2013	2014	2015	2013	2014	2015	2013	2014	2015
1 Total navigable waterways	351	351	351	984	962	-	470	470	-
1.1 Canals	-	-	-	250	250	-	-	-	-
<i>By carrying capacity of vessels</i>									
1.11 - Up to 249 tonnes	-	-	-	-	-	-	-	-	-
1.12 - 250 - 399 tonnes	-	-	-	-	-	-	-	-	-
1.13 - 400 - 649 tonnes	-	-	-	7	7	-	-	-	-
1.14 - 650 - 999 tonnes	-	-	-	243	243	-	-	-	-
1.15 - 1 000 - 1 499 tonnes	-	-	-	-	-	-	-	-	-
1.16 - 1 500 - 2 999 tonnes	-	-	-	-	-	-	-	-	-
1.17 - 3 000 tonnes and over	-	-	-	-	-	-	-	-	-
1.2 Navigables rivers & lakes	-	-	-	734	712	-	470	470	-
<i>By carrying capacity of vessels</i>									
1.21 - Up to 249 tonnes	-	-	-	-	-	-	-	-	-
1.22 - 250 - 399 tonnes	-	-	-	147	125	-	-	-	-
1.23 - 400 - 649 tonnes	-	-	-	587	587	-	-	-	-
1.24 - 650 - 999 tonnes	-	-	-	-	-	-	-	-	-
1.25 - 1 000 - 1 499 tonnes	-	-	-	-	-	-	-	-	-
1.26 - 1 500 - 2 999 tonnes	-	-	-	-	-	-	-	-	-
1.27 - 3 000 tonnes and over	-	-	-	-	-	-	-	-	-

	Croatia Croatie Хорватия			Czechia Tchéquie Чехия			Estonia Estonie Эстония		
	2013	2014	2015	2013	2014	2015	2013	2014	2015
1 Total navigable waterways	1 017	1 017	1 017	687	-	-	399	-	-
1.1 Canals	-	-	-	39	-	-	-	-	-
<i>By carrying capacity of vessels</i>									
1.11 - Up to 249 tonnes	-	-	-	-	-	-	-	-	-
1.12 - 250 - 399 tonnes	-	-	-	-	-	-	-	-	-
1.13 - 400 - 649 tonnes	-	-	-	-	-	-	-	-	-
1.14 - 650 - 999 tonnes	-	-	-	-	-	-	-	-	-
1.15 - 1 000 - 1 499 tonnes	-	-	-	-	-	-	-	-	-
1.16 - 1 500 - 2 999 tonnes	-	-	-	-	-	-	-	-	-
1.17 - 3 000 tonnes and over	-	-	-	-	-	-	-	-	-
1.2 Navigables rivers & lakes	1 017	1 017	1 017	648	-	-	399	-	-
<i>By carrying capacity of vessels</i>									
1.21 - Up to 249 tonnes	-	-	-	-	-	-	-	-	-
1.22 - 250 - 399 tonnes	226	226	-	-	-	-	-	-	-
1.23 - 400 - 649 tonnes	215	215	-	-	-	-	-	-	-
1.24 - 650 - 999 tonnes	289	289	-	-	-	-	-	-	-
1.25 - 1 000 - 1 499 tonnes	150	150	-	-	-	-	-	-	-
1.26 - 1 500 - 2 999 tonnes	-	-	-	-	-	-	-	-	-
1.27 - 3 000 tonnes and over	138	139	-	-	-	-	-	-	-

For notes see end of table.

Voir note à la fin du tableau.

См. примечания в конце таблицы.

**INLAND WATERWAYS - VOIES NAVIGABLES INTERIEURES
ВНУТРЕННИЕ ВОДНЫЕ ПУТИ**

14. Navigable inland waterway regularly used for transport at 31 December

14. Voies navigables intérieures régulièrement utilisées pour les transports au 31 décembre

14. Судоходные внутренние водные пути, регулярно используемые для перевозок, на 31 декабря

Unit : km - Unité : km - Единица - км

	Finland Finlande Финляндия			France France Франция			Germany Allemagne Германия		
	2013	2014	2015	2013	2014	2015	2013	2014	2015
1 Total navigable waterways	8 052	8 052	8 127	5 064	4 718	4 822	7 675	7 675	7 675
1.1 Canals	125	125	125	3 481	2 775	3 136	2 000	2 000	2 027
<i>By carrying capacity of vessels</i>									
1.11 - Up to 249 tonnes	-	-	-	-	-	-	-	-	-
1.12 - 250 - 399 tonnes	-	-	-	-	-	-	-	-	-
1.13 - 400 - 649 tonnes	-	-	-	-	-	-	-	-	-
1.14 - 650 - 999 tonnes	-	-	-	-	-	-	-	-	-
1.15 - 1 000 - 1 499 tonnes	-	-	-	-	-	-	-	-	-
1.16 - 1 500 - 2 999 tonnes	-	-	-	-	-	-	-	-	-
1.17 - 3 000 tonnes and over	-	-	-	-	-	-	-	-	-
1.2 Navigables rivers & lakes	7 927	7 927	8 002	1 583	1 943	1 686	5 675	5 675	5 648
<i>By carrying capacity of vessels</i>									
1.21 - Up to 249 tonnes	-	-	-	-	-	-	-	-	-
1.22 - 250 - 399 tonnes	-	-	-	-	-	-	-	-	-
1.23 - 400 - 649 tonnes	-	-	-	-	-	-	-	-	-
1.24 - 650 - 999 tonnes	-	-	-	-	-	-	-	-	-
1.25 - 1 000 - 1 499 tonnes	-	-	-	-	-	-	-	-	-
1.26 - 1 500 - 2 999 tonnes	-	-	-	-	-	-	-	-	-
1.27 - 3 000 tonnes and over	-	-	-	-	-	-	-	-	-

	Hungary Hongrie Венгрия			Italy Italie Италия			Lithuania Lituanie Литва		
	2013	2014	2015	2013	2014	2015	2013	2014	2015
1 Total navigable waterways	1 864	1 864	1 864	1 562	1 562	-	452	452	446
1.1 Canals	173	173	173	950	950	-	1	1	1
<i>By carrying capacity of vessels</i>									
1.11 - Up to 249 tonnes	-	-	-	-	-	-	-	-	-
1.12 - 250 - 399 tonnes	-	-	-	-	-	-	-	-	-
1.13 - 400 - 649 tonnes	-	-	-	-	-	-	-	-	-
1.14 - 650 - 999 tonnes	-	-	-	-	-	-	-	-	-
1.15 - 1 000 - 1 499 tonnes	-	-	-	-	-	-	-	-	-
1.16 - 1 500 - 2 999 tonnes	-	-	-	-	-	-	-	-	-
1.17 - 3 000 tonnes and over	-	-	-	-	-	-	-	-	-
1.2 Navigables rivers & lakes	1 691	1 691	1 691	612	612	-	451	451	445
<i>By carrying capacity of vessels</i>									
1.21 - Up to 249 tonnes	-	-	-	-	-	-	-	-	-
1.22 - 250 - 399 tonnes	-	-	-	-	-	-	-	-	-
1.23 - 400 - 649 tonnes	-	-	-	-	-	-	-	-	-
1.24 - 650 - 999 tonnes	-	-	-	-	-	-	-	-	-
1.25 - 1 000 - 1 499 tonnes	-	-	-	-	-	-	-	-	-
1.26 - 1 500 - 2 999 tonnes	-	-	-	-	-	-	-	-	-
1.27 - 3 000 tonnes and over	-	-	-	-	-	-	-	-	-

For notes see end of table.

Voir note à la fin du tableau.

См. примечания в конце таблицы.

INLAND WATERWAYS - VOIES NAVIGABLES INTERIEURES
ВНУТРЕННИЕ ВОДНЫЕ ПУТИ

14. Navigable inland waterway regularly used for transport at 31 December

14. Voies navigables intérieures régulièrement utilisées pour les transports au 31 décembre

14. Судоходные внутренние водные пути, регулярно используемые для перевозок, на 31 декабря

Unit : km - Unité : km - Единица - км

	Poland Pologne Польша			Republic of Moldova République de Moldova Республика Молдова			Romania Roumanie Румыния		
	2013	2014	2015	2013	2014	2015	2013	2014	2015
1 Total navigable waterways	3 655	3 655	3 655	42	42	42	1 779	1 779	1 779
1.1 Canals	336	336	336	-	-	-	132	132	132
<i>By carrying capacity of vessels</i>									
1.11 - Up to 249 tonnes	-	-	-	40	40	-	-	-	-
1.12 - 250 - 399 tonnes	-	-	-	-	-	-	-	-	-
1.13 - 400 - 649 tonnes	-	-	-	-	-	-	-	-	-
1.14 - 650 - 999 tonnes	-	-	-	2	2	-	-	-	-
1.15 - 1 000 - 1 499 tonnes	-	-	-	-	-	-	-	-	-
1.16 - 1 500 - 2 999 tonnes	-	-	-	-	-	-	-	-	-
1.17 - 3 000 tonnes and over	-	-	-	-	-	-	-	-	-
1.2 Navigables rivers & lakes	3 319	3 319	3 319	42	42	42	1 647	1 647	1 647
<i>By carrying capacity of vessels</i>									
1.21 - Up to 249 tonnes	-	-	-	40	40	-	-	-	-
1.22 - 250 - 399 tonnes	-	-	-	-	-	-	-	-	-
1.23 - 400 - 649 tonnes	-	-	-	-	-	-	-	-	-
1.24 - 650 - 999 tonnes	-	-	-	2	2	-	-	-	-
1.25 - 1 000 - 1 499 tonnes	-	-	-	-	-	-	-	-	-
1.26 - 1 500 - 2 999 tonnes	-	-	-	-	-	-	-	-	-
1.27 - 3 000 tonnes and over	-	-	-	-	-	-	-	-	-

	Russian Federation Fédération de Russie Российская Федерация			Serbia Serbie Сербия			Slovakia Slovaquie Словакия		
	2013	2014	2015	2013	2014	2015	2013	2014	2015
1 Total navigable waterways	101 664	101 668	101 662	-	-	1 593	172	172	172
1.1 Canals	-	-	-	-	-	522	39	39	39
<i>By carrying capacity of vessels</i>									
1.11 - Up to 249 tonnes	-	-	-	522	522	-	-	-	-
1.12 - 250 - 399 tonnes	-	-	-	505	505	-	-	-	-
1.13 - 400 - 649 tonnes	-	-	-	449	449	-	-	-	-
1.14 - 650 - 999 tonnes	-	-	-	368	368	-	-	-	-
1.15 - 1 000 - 1 499 tonnes	-	-	-	13	13	-	-	-	-
1.16 - 1 500 - 2 999 tonnes	-	-	-	-	-	-	-	-	-
1.17 - 3 000 tonnes and over	-	-	-	-	-	-	-	-	-
1.2 Navigables rivers & lakes	-	-	-	-	-	1 071	134	134	134
<i>By carrying capacity of vessels</i>									
1.21 - Up to 249 tonnes	-	-	-	1 071	1 071	-	-	-	-
1.22 - 250 - 399 tonnes	-	-	-	1 033	1 033	-	-	-	-
1.23 - 400 - 649 tonnes	-	-	-	1 001	1 001	-	-	-	-
1.24 - 650 - 999 tonnes	-	-	-	1 001	1 001	-	-	-	-
1.25 - 1 000 - 1 499 tonnes	-	-	-	975	975	-	-	-	-
1.26 - 1 500 - 2 999 tonnes	-	-	-	588	588	-	-	-	-
1.27 - 3 000 tonnes and over	-	-	-	588	588	-	-	-	-

For notes see end of table.

Voir note à la fin du tableau.

См. примечания в конце таблицы.

**INLAND WATERWAYS - VOIES NAVIGABLES INTERIEURES
ВНУТРЕННИЕ ВОДНЫЕ ПУТИ**

14. Navigable inland waterway regularly used for transport at 31 December

14. Voies navigables intérieures régulièrement utilisées pour les transports au 31 décembre

14. Судоходные внутренние водные пути, регулярно используемые для перевозок, на 31 декабря

Unit : km - Unité : km - Единица - км

		United Kingdom Royaume-Uni Соединенное Королевство		
		2013	2014	2015
1	Total navigable waterways	1 050	1 050	1 050
1.1	Canals	159	159	159
	<i>By carrying capacity of vessels</i>			
1.11	- Up to 249 tonnes	-	-	-
1.12	- 250 - 399 tonnes	-	-	-
1.13	- 400 - 649 tonnes	-	-	-
1.14	- 650 - 999 tonnes	-	-	-
1.15	- 1 000 - 1 499 tonnes	-	-	-
1.16	- 1 500 - 2 999 tonnes	-	-	-
1.17	- 3 000 tonnes and over	-	-	-
1.2	Navigables rivers & lakes	891	891	891
	<i>By carrying capacity of vessels</i>			
1.21	- Up to 249 tonnes	-	-	-
1.22	- 250 - 399 tonnes	-	-	-
1.23	- 400 - 649 tonnes	-	-	-
1.24	- 650 - 999 tonnes	-	-	-
1.25	- 1 000 - 1 499 tonnes	-	-	-
1.26	- 1 500 - 2 999 tonnes	-	-	-
1.27	- 3 000 tonnes and over	-	-	-

For notes see end of table.

Voir note à la fin du tableau.

См. примечания в конце таблицы.

**INLAND WATERWAYS - VOIES NAVIGABLES INTERIEURES
ВНУТРЕННИЕ ВОДНЫЕ ПУТИ**

15. Inland waterway vessels in service at end of year, by carrying capacity and year of construction

15. Bateaux pour voies navigables intérieures en service à la fin de l'année, selon la capacité de charge et l'année de construction

15. Суда для внутренних водных путей, находящиеся в эксплуатации на конец года, по грузоподъемности и году выпуска

Item Rubrique Статья	Number Carrying capacity (1 000 t.) Power (1 000 kW)	Nombre Capacité de charge (1 000 t.) Puissance (1 000 kW)	Число Грузоподъемность (1 000 тонн) Мощность (1 000 кВт)
	Description	Description	Описание
1	Self-propelled vessels	Automoteurs	Самоходные суда
	<i>- By carrying capacity</i>	<i>- Par classe de capacité</i>	<i>- По грузоподъемности</i>
1.11	- Up to 249 tonnes	- Jusqu'à 249 tonnes	- До 249 тонн
1.12	- 250 - 399 tonnes	- 250 - 399 tonnes	- 250 - 399 тонн
1.13	- 400 - 649 tonnes	- 400 - 649 tonnes	- 400 - 649 тонн
1.14	- 650 - 999 tonnes	- 650 - 999 tonnes	- 650 - 999 тонн
1.15	- 1 000 - 1 499 tonnes	- 1 000 - 1 499 tonnes	- 1 000 - 1 499 тонн
1.16	- 1 500 - 2 999 tonnes	- 1 500 - 2 999 tonnes	- 1 500 - 2 999 тонн
1.17	- 3 000 tonnes and over	- 3 000 tonnes et plus	- 3 000 тонн и более
	<i>- By year of construction</i>	<i>- Par année de construction</i>	<i>- По году выпуска</i>
1.21	- Up to 1949	- Jusqu'à 1949	- До 1949 года
1.22	- 1950 - 1969	- 1950 - 1969	- 1950 - 1969
1.23	- 1970 - 1979	- 1970 - 1979	- 1970 - 1979
1.24	- 1980 - 1989	- 1980 - 1989	- 1980 - 1989
1.25	- 1990 and over	- 1990 et plus	- 1990 и далее
2	Dumb and pushed vessels	Chalands et barges	Несамоходные и толкаемые суда
	<i>- By carrying capacity</i>	<i>- Par classe de capacité</i>	<i>- По грузоподъемности</i>
2.11	- Up to 249 tonnes	- Jusqu'à 249 tonnes	- До 249 тонн
2.12	- 250 - 399 tonnes	- 250 - 399 tonnes	- 250 - 399 тонн
2.13	- 400 - 649 tonnes	- 400 - 649 tonnes	- 400 - 649 тонн
2.14	- 650 - 999 tonnes	- 650 - 999 tonnes	- 650 - 999 тонн
2.15	- 1 000 - 1 499 tonnes	- 1 000 - 1 499 tonnes	- 1 000 - 1 499 тонн
2.16	- 1 500 - 2 999 tonnes	- 1 500 - 2 999 tonnes	- 1 500 - 2 999 тонн
2.17	- 3 000 tonnes and over	- 3 000 tonnes et plus	- 3 000 тонн и более
	<i>- By year of construction</i>	<i>- Par année de construction</i>	<i>- По году выпуска</i>
2.21	- Up to 1949	- Jusqu'à 1949	- До 1949 года
2.22	- 1950 - 1969	- 1950 - 1969	- 1950 - 1969
2.23	- 1970 - 1979	- 1970 - 1979	- 1970 - 1979
2.24	- 1980 - 1989	- 1980 - 1989	- 1980 - 1989
2.25	- 1990 and over	- 1990 et plus	- 1990 и далее
3	Tugs and pushers	Remorques et pousseurs	Буксиры и толкачи
	<i>- By year of construction</i>	<i>- Par année de construction</i>	<i>- По году выпуска</i>
3.21	- Up to 1949	- Jusqu'à 1949	- До 1949 года
3.22	- 1950 - 1969	- 1950 - 1969	- 1950 - 1969
3.23	- 1970 - 1979	- 1970 - 1979	- 1970 - 1979
3.24	- 1980 - 1989	- 1980 - 1989	- 1980 - 1989
3.25	- 1990 and over	- 1990 et plus	- 1990 и далее

**INLAND WATERWAYS - VOIES NAVIGABLES INTERIEURES
ВНУТРЕННИЕ ВОДНЫЕ ПУТИ**

15. Inland waterway vessels in service at 31 December, by carrying capacity and year of construction

15. Bateaux pour voies navigables intérieures en service au 31 décembre, selon la capacité de charge et l'année de construction

15. Суда для внутренних водных путей, находящиеся в эксплуатации на конец года, по грузоподъемности и году вы

		Belarus - Bélarus - Беларусь								
		Number Nombre Число			Carrying capacity (1 000 t.) Capacité de charge (1 000 t.) Грузоподъемность (1 000 тонн)			Power (1 000 kW) Puissance (1 000 kW) Мощность (1 000 кВт)		
		2013	2014	2015	2013	2014	2015	2013	2014	2015
1	Self-propelled vessels	1	1	-	1	1	-	0	0	-
	- By carrying capacity									
1.11	Up to 249 tonnes	-	-	-	-	-	-	-	-	-
1.12	250 - 399 tonnes	-	-	-	-	-	-	-	-	-
1.13	400 - 649 tonnes	-	-	-	-	-	-	-	-	-
1.14	650 - 999 tonnes	1	1	-	1	1	-	0	0	-
1.15	1 000 - 1 499 tonnes	-	-	-	-	-	-	-	-	-
1.16	1 500 - 2 999 tonnes	-	-	-	-	-	-	-	-	-
1.17	3 000 tonnes and over	-	-	-	-	-	-	-	-	-
	- By year of construction									
1.21	Up to 1949	-	-	-	-	-	-	-	-	-
1.22	1950 - 1969	-	-	-	-	-	-	-	-	-
1.23	1970 - 1979	-	-	-	-	-	-	-	-	-
1.24	1980 - 1989	-	-	-	-	-	-	-	-	-
1.25	1990 and later	1	1	-	1	1	-	0	0	-
2	Dumb and pushed vessels	148	147	-	113	113	-	.	.	.
	- By carrying capacity									
2.11	Up to 249 tonnes	-	-	-	-	-	-	.	.	.
2.12	250 - 399 tonnes	37	36	-	13	13	-	.	.	.
2.13	400 - 649 tonnes	-	-	-	-	-	-	.	.	.
2.14	650 - 999 tonnes	111	111	-	100	100	-	.	.	.
2.15	1 000 - 1 499 tonnes	-	-	-	-	-	-	.	.	.
2.16	1 500 - 2 999 tonnes	-	-	-	-	-	-	.	.	.
2.17	3 000 tonnes and over	-	-	-	-	-	-	.	.	.
	- By year of construction									
2.21	Up to 1949	-	-	-	-	-	-	.	.	.
2.22	1950 - 1969	-	-	-	-	-	-	.	.	.
2.23	1970 - 1979	-	-	-	-	-	-	.	.	.
2.24	1980 - 1989	134	133	-	101	100	-	.	.	.
2.25	1990 and later	14	14	-	12	12	-	.	.	.
3	Tugs and pushers	73	72	-	.	.	.	16	16	-
	- By year of construction									
3.21	Up to 1949	-	-	-	.	.	.	-	-	-
3.22	1950 - 1969	4	4	-	.	.	.	1	1	-
3.23	1970 - 1979	5	5	-	.	.	.	1	1	-
3.24	1980 - 1989	56	55	-	.	.	.	12	12	-
3.25	1990 and later	8	8	-	.	.	.	2	2	-

Shaded regions of table refer to non-relevant data

For notes see end of table.

Voir note à la fin du tableau.

См. примечания в конце таблицы.

**INLAND WATERWAYS - VOIES NAVIGABLES INTERIEURES
ВНУТРЕННИЕ ВОДНЫЕ ПУТИ**

15. Inland waterway vessels in service at 31 December, by carrying capacity and year of construction

15. Bateaux pour voies navigables intérieures en service au 31 décembre, selon la capacité de charge et l'année de construction

15. Суда для внутренних водных путей, находящиеся в эксплуатации на конец года, по грузоподъемности и году вы

		Belgium - Belgique - Бельгия								
		Number Nombre Число			Carrying capacity (1 000 t.) Capacité de charge (1 000 t.) Грузоподъемность (1 000 тонн)			Power (1 000 kW) Puissance (1 000 kW) Мощность (1 000 кВт)		
		2013	2014	2015	2013	2014	2015	2013	2014	2015
1	Self-propelled vessels	922	874	-	1 342	1 331	-	-	-	-
	- By carrying capacity									
1.11	Up to 249 tonnes	-	-	-	-	-	-	-	-	-
1.12	250 - 399 tonnes	-	-	-	-	-	-	-	-	-
1.13	400 - 649 tonnes	-	-	-	-	-	-	-	-	-
1.14	650 - 999 tonnes	-	-	-	-	-	-	-	-	-
1.15	1 000 - 1 499 tonnes	-	-	-	-	-	-	-	-	-
1.16	1 500 - 2 999 tonnes	-	-	-	-	-	-	-	-	-
1.17	3 000 tonnes and over	-	-	-	-	-	-	-	-	-
	- By year of construction									
1.21	Up to 1949	-	-	-	-	-	-	-	-	-
1.22	1950 - 1969	-	-	-	-	-	-	-	-	-
1.23	1970 - 1979	-	-	-	-	-	-	-	-	-
1.24	1980 - 1989	-	-	-	-	-	-	-	-	-
1.25	1990 and later	-	-	-
2	Dumb and pushed vessels	265	263	-	549	541	-	.	.	.
	- By carrying capacity							.	.	.
2.11	Up to 249 tonnes	-	-	-	-	-	-	.	.	.
2.12	250 - 399 tonnes	-	-	-	-	-	-	.	.	.
2.13	400 - 649 tonnes	-	-	-	-	-	-	.	.	.
2.14	650 - 999 tonnes	-	-	-	-	-	-	.	.	.
2.15	1 000 - 1 499 tonnes	-	-	-	-	-	-	.	.	.
2.16	1 500 - 2 999 tonnes	-	-	-	-	-	-	.	.	.
2.17	3 000 tonnes and over	-	-	-	-	-	-	.	.	.
	- By year of construction							.	.	.
2.21	Up to 1949	-	-	-	-	-	-	.	.	.
2.22	1950 - 1969	-	-	-	-	-	-	.	.	.
2.23	1970 - 1979	-	-	-	-	-	-	.	.	.
2.24	1980 - 1989	-	-	-	-	-	-	.	.	.
2.25	1990 and later	-	-	-
3	Tugs and pushers	-	-	-	.	.	.	-	-	-
	- By year of construction				.	.	.	-	-	-
3.21	Up to 1949	-	-	-	.	.	.	-	-	-
3.22	1950 - 1969	-	-	-	.	.	.	-	-	-
3.23	1970 - 1979	-	-	-	.	.	.	-	-	-
3.24	1980 - 1989	-	-	-	.	.	.	-	-	-
3.25	1990 and later	-	-	-

Shaded regions of table refer to non-relevant data

For notes see end of table.

Voir note à la fin du tableau.

См. примечания в конце таблицы.

**INLAND WATERWAYS - VOIES NAVIGABLES INTERIEURES
ВНУТРЕННИЕ ВОДНЫЕ ПУТИ**

15. Inland waterway vessels in service at 31 December, by carrying capacity and year of construction

15. Bateaux pour voies navigables intérieures en service au 31 décembre, selon la capacité de charge et l'année de construction

15. Суда для внутренних водных путей, находящиеся в эксплуатации на конец года, по грузоподъемности и году вы

		Bulgaria - Bulgarie - Болгария ¹								
		Number Nombre Число			Carrying capacity (1 000 t.) Capacité de charge (1 000 t.) Грузоподъемность (1 000 тонн)			Power (1 000 kW) Puissance (1 000 kW) Мощность (1 000 кВт)		
		2013	2014	2015	2013	2014	2015	2013	2014	2015
1	Self-propelled vessels	24	31	-	33	45	-	17	23	-
	- By carrying capacity									
1.11	Up to 249 tonnes	-	-	-	-	-	-	-	-	-
1.12	250 - 399 tonnes	-	-	-	-	-	-	-	-	-
1.13	400 - 649 tonnes	-	-	-	-	-	-	-	-	-
1.14	650 - 999 tonnes	-	-	-	-	-	-	-	-	-
1.15	1 000 - 1 499 tonnes	-	-	-	-	-	-	-	-	-
1.16	1 500 - 2 999 tonnes	-	-	-	-	-	-	-	-	-
1.17	3 000 tonnes and over	-	-	-	-	-	-	-	-	-
	- By year of construction									
1.21	Up to 1949	-	-	-	-	-	-	-	-	-
1.22	1950 - 1969	-	-	-	-	-	-	-	-	-
1.23	1970 - 1979	-	-	-	-	-	-	-	-	-
1.24	1980 - 1989	-	-	-	-	-	-	-	-	-
1.25	1990 and later	-	-	-	-	-	-	-	-	-
2	Dumb and pushed vessels	127	117	-	217	198	-	.	.	.
	- By carrying capacity									
2.11	Up to 249 tonnes	-	-	-	-	-	-	.	.	.
2.12	250 - 399 tonnes	-	-	-	-	-	-	.	.	.
2.13	400 - 649 tonnes	-	-	-	-	-	-	.	.	.
2.14	650 - 999 tonnes	-	-	-	-	-	-	.	.	.
2.15	1 000 - 1 499 tonnes	-	-	-	-	-	-	.	.	.
2.16	1 500 - 2 999 tonnes	-	-	-	-	-	-	.	.	.
2.17	3 000 tonnes and over	-	-	-	-	-	-	.	.	.
	- By year of construction									
2.21	Up to 1949	-	-	-	-	-	-	.	.	.
2.22	1950 - 1969	-	-	-	-	-	-	.	.	.
2.23	1970 - 1979	-	-	-	-	-	-	.	.	.
2.24	1980 - 1989	-	-	-	-	-	-	.	.	.
2.25	1990 and later	-	-	-	-	-	-	.	.	.
3	Tugs and pushers	33	38	-	.	.	.	33	35	-
	- By year of construction									
3.21	Up to 1949	-	-	-	.	.	.	-	-	-
3.22	1950 - 1969	-	-	-	.	.	.	-	-	-
3.23	1970 - 1979	-	-	-	.	.	.	-	-	-
3.24	1980 - 1989	-	-	-	.	.	.	-	-	-
3.25	1990 and later	-	-	-	.	.	.	-	-	-

Shaded regions of table refer to non-relevant data

For notes see end of table.

Voir note à la fin du tableau.

См. примечания в конце таблицы.

**INLAND WATERWAYS - VOIES NAVIGABLES INTERIEURES
ВНУТРЕННИЕ ВОДНЫЕ ПУТИ**

15. Inland waterway vessels in service at 31 December, by carrying capacity and year of construction

15. Bateaux pour voies navigables intérieures en service au 31 décembre, selon la capacité de charge et l'année de construction

15. Суда для внутренних водных путей, находящиеся в эксплуатации на конец года, по грузоподъемности и году выг

		Croatia - Croatie - Хорватия								
		Number Nombre Число			Carrying capacity (1 000 t.) Capacité de charge (1 000 t.) Грузоподъемность (1 000 тонн)			Power (1 000 kW) Puissance (1 000 kW) Мощность (1 000 кВт)		
		2013	2014	2015	2013	2014	2015	2013	2014	2015
1	Self-propelled vessels	13	17	19	11	18	21	8	11	12
	- By carrying capacity									
1.11	Up to 249 tonnes	2	2	-	-	-	-	-	-	-
1.12	250 - 399 tonnes	2	2	-	1	1	-	1	1	-
1.13	400 - 649 tonnes	-	-	-	-	-	-	-	-	-
1.14	650 - 999 tonnes	3	3	-	3	3	-	3	3	-
1.15	1 000 - 1 499 tonnes	5	7	-	6	9	-	3	4	-
1.16	1 500 - 2 999 tonnes	1	3	-	1	5	-	1	3	-
1.17	3 000 tonnes and over	-	-	-	-	-	-	-	-	-
	- By year of construction									
1.21	Up to 1949	3	4	-	3	5	-	2	3	-
1.22	1950 - 1969	8	9	-	6	8	-	5	6	-
1.23	1970 - 1979	2	2	-	2	3	-	1	1	-
1.24	1980 - 1989	-	2	-	-	2	-	-	1	-
1.25	1990 and later
2	Dumb and pushed vessels	119	109	111	87	77	83	.	.	.
	- By carrying capacity									
2.11	Up to 249 tonnes	25	25	-	3	3	-	.	.	.
2.12	250 - 399 tonnes	17	14	-	6	5	-	.	.	.
2.13	400 - 649 tonnes	19	18	-	9	9	-	.	.	.
2.14	650 - 999 tonnes	13	12	-	12	11	-	.	.	.
2.15	1 000 - 1 499 tonnes	40	37	-	48	44	-	.	.	.
2.16	1 500 - 2 999 tonnes	5	3	-	9	5	-	.	.	.
2.17	3 000 tonnes and over	-	-	-	-	-	-	.	.	.
	- By year of construction									
2.21	Up to 1949	2	2	-	3	3	-	.	.	.
2.22	1950 - 1969	74	65	-	54	47	-	.	.	.
2.23	1970 - 1979	31	31	-	20	19	-	.	.	.
2.24	1980 - 1989	8	7	-	8	6	-	.	.	.
2.25	1990 and later	4	4	-	2	2	-	.	.	.
3	Tugs and pushers	40	39	40	.	.	.	14	14	14
	- By year of construction									
3.21	Up to 1949	5	4	-	.	.	.	2	2	-
3.22	1950 - 1969	18	18	-	.	.	.	7	7	-
3.23	1970 - 1979	10	10	-	.	.	.	3	3	-
3.24	1980 - 1989	5	5	-	.	.	.	1	1	-
3.25	1990 and later	2	2	-	.	.	.	1	1	-

Shaded regions of table refer to non-relevant data

For notes see end of table.

Voir note à la fin du tableau.

См. примечания в конце таблицы.

**INLAND WATERWAYS - VOIES NAVIGABLES INTERIEURES
ВНУТРЕННИЕ ВОДНЫЕ ПУТИ**

15. Inland waterway vessels in service at 31 December, by carrying capacity and year of construction

15. Bateaux pour voies navigables intérieures en service au 31 décembre, selon la capacité de charge et l'année de construction

15. Суда для внутренних водных путей, находящиеся в эксплуатации на конец года, по грузоподъемности и году вы

		Czechia - Tchèque - Чехия ²								
		Number Nombre Число			Carrying capacity (1 000 t.) Capacité de charge (1 000 t.) Грузоподъемность (1 000 тонн)			Power (1 000 kW) Puissance (1 000 kW) Мощность (1 000 кВт)		
		2013	2014	2015	2013	2014	2015	2013	2014	2015
1	Self-propelled vessels	32	-	-	34	-	-	13	-	-
	- By carrying capacity									
1.11	Up to 249 tonnes	-	-	-	-	-	-	-	-	-
1.12	250 - 399 tonnes	-	-	-	-	-	-	-	-	-
1.13	400 - 649 tonnes	-	-	-	-	-	-	-	-	-
1.14	650 - 999 tonnes	-	-	-	-	-	-	-	-	-
1.15	1 000 - 1 499 tonnes	-	-	-	-	-	-	-	-	-
1.16	1 500 - 2 999 tonnes	-	-	-	-	-	-	-	-	-
1.17	3 000 tonnes and over	-	-	-	-	-	-	-	-	-
	- By year of construction									
1.21	Up to 1949	-	-	-	-	-	-	-	-	-
1.22	1950 - 1969	-	-	-	-	-	-	-	-	-
1.23	1970 - 1979	-	-	-	-	-	-	-	-	-
1.24	1980 - 1989	-	-	-	-	-	-	-	-	-
1.25	1990 and later	-	-	-	-	-	-	-	-	-
2	Dumb and pushed vessels	119	-	-	62	-	-	.	.	.
	- By carrying capacity									
2.11	Up to 249 tonnes	-	-	-	-	-	-	.	.	.
2.12	250 - 399 tonnes	-	-	-	-	-	-	.	.	.
2.13	400 - 649 tonnes	-	-	-	-	-	-	.	.	.
2.14	650 - 999 tonnes	-	-	-	-	-	-	.	.	.
2.15	1 000 - 1 499 tonnes	-	-	-	-	-	-	.	.	.
2.16	1 500 - 2 999 tonnes	-	-	-	-	-	-	.	.	.
2.17	3 000 tonnes and over	-	-	-	-	-	-	.	.	.
	- By year of construction									
2.21	Up to 1949	-	-	-	-	-	-	.	.	.
2.22	1950 - 1969	-	-	-	-	-	-	.	.	.
2.23	1970 - 1979	-	-	-	-	-	-	.	.	.
2.24	1980 - 1989	-	-	-	-	-	-	.	.	.
2.25	1990 and later	-	-	-	-	-	-	.	.	.
3	Tugs and pushers	83	-	-	.	.	.	24	-	-
	- By year of construction									
3.21	Up to 1949	-	-	-	.	.	.	-	-	-
3.22	1950 - 1969	-	-	-	.	.	.	-	-	-
3.23	1970 - 1979	-	-	-	.	.	.	-	-	-
3.24	1980 - 1989	-	-	-	.	.	.	-	-	-
3.25	1990 and later	-	-	-	.	.	.	-	-	-

Shaded regions of table refer to non-relevant data

For notes see end of table.

Voir note à la fin du tableau.

См. примечания в конце таблицы.

**INLAND WATERWAYS - VOIES NAVIGABLES INTERIEURES
ВНУТРЕННИЕ ВОДНЫЕ ПУТИ**

15. Inland waterway vessels in service at 31 December, by carrying capacity and year of construction

15. Bateaux pour voies navigables intérieures en service au 31 décembre, selon la capacité de charge et l'année de construction

15. Суда для внутренних водных путей, находящиеся в эксплуатации на конец года, по грузоподъемности и году вы

		Estonia - Estonie - Эстония								
		Number Nombre Число			Carrying capacity (1 000 t.) Capacité de charge (1 000 t.) Грузоподъемность (1 000 тонн)			Power (1 000 kW) Puissance (1 000 kW) Мощность (1 000 кВт)		
		2013	2014	2015	2013	2014	2015	2013	2014	2015
1	Self-propelled vessels	9	-	-	-	-	-	1	-	-
	- By carrying capacity									
1.11	Up to 249 tonnes	-	-	-	-	-	-	-	-	-
1.12	250 - 399 tonnes	-	-	-	-	-	-	-	-	-
1.13	400 - 649 tonnes	-	-	-	-	-	-	-	-	-
1.14	650 - 999 tonnes	-	-	-	-	-	-	-	-	-
1.15	1 000 - 1 499 tonnes	-	-	-	-	-	-	-	-	-
1.16	1 500 - 2 999 tonnes	-	-	-	-	-	-	-	-	-
1.17	3 000 tonnes and over	-	-	-	-	-	-	-	-	-
	- By year of construction									
1.21	Up to 1949	-	-	-	-	-	-	-	-	-
1.22	1950 - 1969	-	-	-	-	-	-	-	-	-
1.23	1970 - 1979	-	-	-	-	-	-	-	-	-
1.24	1980 - 1989	-	-	-	-	-	-	-	-	-
1.25	1990 and later	-	-	-	-	-	-	-	-	-
2	Dumb and pushed vessels	3	-	-	1	-	-	.	.	.
	- By carrying capacity									
2.11	Up to 249 tonnes	-	-	-	-	-	-	.	.	.
2.12	250 - 399 tonnes	-	-	-	-	-	-	.	.	.
2.13	400 - 649 tonnes	-	-	-	-	-	-	.	.	.
2.14	650 - 999 tonnes	-	-	-	-	-	-	.	.	.
2.15	1 000 - 1 499 tonnes	-	-	-	-	-	-	.	.	.
2.16	1 500 - 2 999 tonnes	-	-	-	-	-	-	.	.	.
2.17	3 000 tonnes and over	-	-	-	-	-	-	.	.	.
	- By year of construction									
2.21	Up to 1949	-	-	-	-	-	-	.	.	.
2.22	1950 - 1969	-	-	-	-	-	-	.	.	.
2.23	1970 - 1979	-	-	-	-	-	-	.	.	.
2.24	1980 - 1989	-	-	-	-	-	-	.	.	.
2.25	1990 and later	-	-	-	-	-	-	.	.	.
3	Tugs and pushers	2	-	-	.	.	.	0	-	-
	- By year of construction									
3.21	Up to 1949	-	-	-	.	.	.	-	-	-
3.22	1950 - 1969	-	-	-	.	.	.	-	-	-
3.23	1970 - 1979	-	-	-	.	.	.	-	-	-
3.24	1980 - 1989	-	-	-	.	.	.	-	-	-
3.25	1990 and later	-	-	-	.	.	.	-	-	-

Shaded regions of table refer to non-relevant data

For notes see end of table.

Voir note à la fin du tableau.

См. примечания в конце таблицы.

**INLAND WATERWAYS - VOIES NAVIGABLES INTERIEURES
ВНУТРЕННИЕ ВОДНЫЕ ПУТИ**

15. Inland waterway vessels in service at 31 December, by carrying capacity and year of construction

15. Bateaux pour voies navigables intérieures en service au 31 décembre, selon la capacité de charge et l'année de construction

15. Суда для внутренних водных путей, находящиеся в эксплуатации на конец года, по грузоподъемности и году вы

		Finland - Finlande - Финляндия								
		Number Nombre Число			Carrying capacity (1 000 t.) Capacité de charge (1 000 t.) Грузоподъемность (1 000 тонн)			Power (1 000 kW) Puissance (1 000 kW) Мощность (1 000 кВт)		
		2013	2014	2015	2013	2014	2015	2013	2014	2015
1	Self-propelled vessels	151	194	197	16	18	18	32	-	-
	- By carrying capacity									
1.11	Up to 249 tonnes	-	-	-	-	-	-	-	-	-
1.12	250 - 399 tonnes	-	-	-	-	-	-	-	-	-
1.13	400 - 649 tonnes	-	-	-	-	-	-	-	-	-
1.14	650 - 999 tonnes	-	-	-	-	-	-	-	-	-
1.15	1 000 - 1 499 tonnes	-	-	-	-	-	-	-	-	-
1.16	1 500 - 2 999 tonnes	-	-	-	-	-	-	-	-	-
1.17	3 000 tonnes and over	-	-	-	-	-	-	-	-	-
	- By year of construction									
1.21	Up to 1949	-	-	-	-	-	-	-	-	-
1.22	1950 - 1969	-	-	-	-	-	-	-	-	-
1.23	1970 - 1979	-	-	-	-	-	-	-	-	-
1.24	1980 - 1989	-	-	-	-	-	-	-	-	-
1.25	1990 and later	-	-	-	-	-	-	-	-	-
2	Dumb and pushed vessels	34	40	46	6	6	7	.	.	.
	- By carrying capacity									
2.11	Up to 249 tonnes	-	-	-	-	-	-	.	.	.
2.12	250 - 399 tonnes	-	-	-	-	-	-	.	.	.
2.13	400 - 649 tonnes	-	-	-	-	-	-	.	.	.
2.14	650 - 999 tonnes	-	-	-	-	-	-	.	.	.
2.15	1 000 - 1 499 tonnes	-	-	-	-	-	-	.	.	.
2.16	1 500 - 2 999 tonnes	-	-	-	-	-	-	.	.	.
2.17	3 000 tonnes and over	-	-	-	-	-	-	.	.	.
	- By year of construction									
2.21	Up to 1949	-	-	-	-	-	-	.	.	.
2.22	1950 - 1969	-	-	-	-	-	-	.	.	.
2.23	1970 - 1979	-	-	-	-	-	-	.	.	.
2.24	1980 - 1989	-	-	-	-	-	-	.	.	.
2.25	1990 and later	-	-	-	-	-	-	.	.	.
3	Tugs and pushers	29	31	32	.	.	.	8	-	-
	- By year of construction									
3.21	Up to 1949	-	-	-	.	.	.	-	-	-
3.22	1950 - 1969	-	-	-	.	.	.	-	-	-
3.23	1970 - 1979	-	-	-	.	.	.	-	-	-
3.24	1980 - 1989	-	-	-	.	.	.	-	-	-
3.25	1990 and later	-	-	-	.	.	.	-	-	-

Shaded regions of table refer to non-relevant data

For notes see end of table.

Voir note à la fin du tableau.

См. примечания в конце таблицы.

**INLAND WATERWAYS - VOIES NAVIGABLES INTERIEURES
ВНУТРЕННИЕ ВОДНЫЕ ПУТИ**

15. Inland waterway vessels in service at 31 December, by carrying capacity and year of construction

15. Bateaux pour voies navigables intérieures en service au 31 décembre, selon la capacité de charge et l'année de construction

15. Суда для внутренних водных путей, находящиеся в эксплуатации на конец года, по грузоподъемности и году вы

		France - France - Франция								
		Number Nombre Число			Carrying capacity (1 000 t.) Capacité de charge (1 000 t.) Грузоподъемность (1 000 тонн)			Power (1 000 kW) Puissance (1 000 kW) Мощность (1 000 кВт)		
		2013	2014	2015	2013	2014	2015	2013	2014	2015
1	Self-propelled vessels	876	851	804	680	674	665	324	323	318
	- By carrying capacity									
1.11	Up to 249 tonnes	-	-	-	-	-	-	-	-	-
1.12	250 - 399 tonnes	-	-	-	-	-	-	-	-	-
1.13	400 - 649 tonnes	-	-	-	-	-	-	-	-	-
1.14	650 - 999 tonnes	-	-	-	-	-	-	-	-	-
1.15	1 000 - 1 499 tonnes	-	-	-	-	-	-	-	-	-
1.16	1 500 - 2 999 tonnes	-	-	-	-	-	-	-	-	-
1.17	3 000 tonnes and over	14	14	16	50	49	56	23	23	27
	- By year of construction									
1.21	Up to 1949	-	-	-	-	-	-	-	-	-
1.22	1950 - 1969	-	-	-	-	-	-	-	-	-
1.23	1970 - 1979	-	-	-	-	-	-	-	-	-
1.24	1980 - 1989	-	-	-	-	-	-	-	-	-
1.25	1990 and later	-	-	-	-	-	-	-	-	-
2	Dumb and pushed vessels	416	379	363	523	495	488	.	.	.
	- By carrying capacity									
2.11	Up to 249 tonnes	-	-	-	-	-	-	.	.	.
2.12	250 - 399 tonnes	-	-	-	-	-	-	.	.	.
2.13	400 - 649 tonnes	-	-	-	-	-	-	.	.	.
2.14	650 - 999 tonnes	-	-	-	-	-	-	.	.	.
2.15	1 000 - 1 499 tonnes	-	-	-	-	-	-	.	.	.
2.16	1 500 - 2 999 tonnes	-	-	-	-	-	-	.	.	.
2.17	3 000 tonnes and over	5	4	5	16	13	16	.	.	.
	- By year of construction									
2.21	Up to 1949	-	-	-	-	-	-	.	.	.
2.22	1950 - 1969	-	-	-	-	-	-	.	.	.
2.23	1970 - 1979	-	-	-	-	-	-	.	.	.
2.24	1980 - 1989	-	-	-	-	-	-	.	.	.
2.25	1990 and later	-	-	-	-	-	-	.	.	.
3	Tugs and pushers	-	-	-	.	.	.	-	-	-
	- By year of construction									
3.21	Up to 1949	-	-	-	.	.	.	-	-	-
3.22	1950 - 1969	-	-	-	.	.	.	-	-	-
3.23	1970 - 1979	-	-	-	.	.	.	-	-	-
3.24	1980 - 1989	-	-	-	.	.	.	-	-	-
3.25	1990 and later	-	-	-	.	.	.	-	-	-

Shaded regions of table refer to non-relevant data

For notes see end of table.

Voir note à la fin du tableau.

См. примечания в конце таблицы.

**INLAND WATERWAYS - VOIES NAVIGABLES INTERIEURES
ВНУТРЕННИЕ ВОДНЫЕ ПУТИ**

15. Inland waterway vessels in service at 31 December, by carrying capacity and year of construction

15. Bateaux pour voies navigables intérieures en service au 31 décembre, selon la capacité de charge et l'année de construction

15. Суда для внутренних водных путей, находящиеся в эксплуатации на конец года, по грузоподъемности и году вы

		Germany - Allemagne - Германия								
		Number Nombre Число			Carrying capacity (1 000 t.) Capacité de charge (1 000 t.) Грузоподъемность (1 000 тонн)			Power (1 000 kW) Puissance (1 000 kW) Мощность (1 000 кВт)		
		2013	2014	2015	2013	2014	2015	2013	2014	2015
1	Self-propelled vessels	1 253	1 204	1 168	1 814	1 802	1 764	828	874	861
	- By carrying capacity									
1.11	Up to 249 tonnes	-	-	-	-	-	-	-	-	-
1.12	250 - 399 tonnes	-	-	-	-	-	-	-	-	-
1.13	400 - 649 tonnes	-	-	-	-	-	-	-	-	-
1.14	650 - 999 tonnes	-	-	-	-	-	-	-	-	-
1.15	1 000 - 1 499 tonnes	-	-	-	-	-	-	-	-	-
1.16	1 500 - 2 999 tonnes	-	-	-	-	-	-	-	-	-
1.17	3 000 tonnes and over	-	-	-	-	-	-	-	-	-
	- By year of construction									
1.21	Up to 1949	-	-	-	-	-	-	-	-	-
1.22	1950 - 1969	-	-	-	-	-	-	-	-	-
1.23	1970 - 1979	-	-	-	-	-	-	-	-	-
1.24	1980 - 1989	-	-	-	-	-	-	-	-	-
1.25	1990 and later	-	-	-	-	-	-	-	-	-
2	Dumb and pushed vessels	894	833	861	862	831	842	.	.	.
	- By carrying capacity									
2.11	Up to 249 tonnes	-	-	-	-	-	-	.	.	.
2.12	250 - 399 tonnes	-	-	-	-	-	-	.	.	.
2.13	400 - 649 tonnes	-	-	-	-	-	-	.	.	.
2.14	650 - 999 tonnes	-	-	-	-	-	-	.	.	.
2.15	1 000 - 1 499 tonnes	-	-	-	-	-	-	.	.	.
2.16	1 500 - 2 999 tonnes	-	-	-	-	-	-	.	.	.
2.17	3 000 tonnes and over	-	-	-	-	-	-	.	.	.
	- By year of construction									
2.21	Up to 1949	-	-	-	-	-	-	.	.	.
2.22	1950 - 1969	-	-	-	-	-	-	.	.	.
2.23	1970 - 1979	-	-	-	-	-	-	.	.	.
2.24	1980 - 1989	-	-	-	-	-	-	.	.	.
2.25	1990 and later	-	-	-	-	-	-	.	.	.
3	Tugs and pushers	423	413	411	.	.	.	163	165	166
	- By year of construction									
3.21	Up to 1949	-	-	-	.	.	.	-	-	-
3.22	1950 - 1969	-	-	-	.	.	.	-	-	-
3.23	1970 - 1979	-	-	-	.	.	.	-	-	-
3.24	1980 - 1989	-	-	-	.	.	.	-	-	-
3.25	1990 and later	-	-	-	.	.	.	-	-	-

Shaded regions of table refer to non-relevant data

For notes see end of table.

Voir note à la fin du tableau.

См. примечания в конце таблицы.

**INLAND WATERWAYS - VOIES NAVIGABLES INTERIEURES
ВНУТРЕННИЕ ВОДНЫЕ ПУТИ**

15. Inland waterway vessels in service at 31 December, by carrying capacity and year of construction

15. Bateaux pour voies navigables intérieures en service au 31 décembre, selon la capacité de charge et l'année de construction

15. Суда для внутренних водных путей, находящиеся в эксплуатации на конец года, по грузоподъемности и году вы

		Hungary - Hongrie - Венгрия								
		Number Nombre Число			Carrying capacity (1 000 t.) Capacité de charge (1 000 t.) Грузоподъемность (1 000 тонн)			Power (1 000 kW) Puissance (1 000 kW) Мощность (1 000 кВт)		
		2013	2014	2015	2013	2014	2015	2013	2014	2015
1	Self-propelled vessels	72	71	70	-	-	-	-	-	-
	- By carrying capacity									
1.11	Up to 249 tonnes	-	-	-	-	-	-	-	-	-
1.12	250 - 399 tonnes	-	-	-	-	-	-	-	-	-
1.13	400 - 649 tonnes	-	-	-	-	-	-	-	-	-
1.14	650 - 999 tonnes	-	-	-	-	-	-	-	-	-
1.15	1 000 - 1 499 tonnes	-	-	-	-	-	-	-	-	-
1.16	1 500 - 2 999 tonnes	-	-	-	-	-	-	-	-	-
1.17	3 000 tonnes and over	-	-	-	-	-	-	-	-	-
	- By year of construction									
1.21	Up to 1949	-	-	-	-	-	-	-	-	-
1.22	1950 - 1969	-	-	-	-	-	-	-	-	-
1.23	1970 - 1979	-	-	-	-	-	-	-	-	-
1.24	1980 - 1989	-	-	-	-	-	-	-	-	-
1.25	1990 and later	-	-	-
2	Dumb and pushed vessels	264	256	252	-	-	-	.	.	.
	- By carrying capacity									
2.11	Up to 249 tonnes	-	-	-	-	-	-	.	.	.
2.12	250 - 399 tonnes	-	-	-	-	-	-	.	.	.
2.13	400 - 649 tonnes	-	-	-	-	-	-	.	.	.
2.14	650 - 999 tonnes	-	-	-	-	-	-	.	.	.
2.15	1 000 - 1 499 tonnes	-	-	-	-	-	-	.	.	.
2.16	1 500 - 2 999 tonnes	-	-	-	-	-	-	.	.	.
2.17	3 000 tonnes and over	-	-	-	-	-	-	.	.	.
	- By year of construction									
2.21	Up to 1949	-	-	-	-	-	-	.	.	.
2.22	1950 - 1969	-	-	-	-	-	-	.	.	.
2.23	1970 - 1979	-	-	-	-	-	-	.	.	.
2.24	1980 - 1989	-	-	-	-	-	-	.	.	.
2.25	1990 and later	-	-	-
3	Tugs and pushers	69	62	58	.	.	.	-	-	-
	- By year of construction									
3.21	Up to 1949	-	-	-	.	.	.	-	-	-
3.22	1950 - 1969	-	-	-	.	.	.	-	-	-
3.23	1970 - 1979	-	-	-	.	.	.	-	-	-
3.24	1980 - 1989	-	-	-	.	.	.	-	-	-
3.25	1990 and later	-	-	-

Shaded regions of table refer to non-relevant data

For notes see end of table.

Voir note à la fin du tableau.

См. примечания в конце таблицы.

**INLAND WATERWAYS - VOIES NAVIGABLES INTERIEURES
ВНУТРЕННИЕ ВОДНЫЕ ПУТИ**

15. Inland waterway vessels in service at 31 December, by carrying capacity and year of construction

15. Bateaux pour voies navigables intérieures en service au 31 décembre, selon la capacité de charge et l'année de construction

15. Суда для внутренних водных путей, находящиеся в эксплуатации на конец года, по грузоподъемности и году вы

		Italy - Italie - Италия								
		Number Nombre Число			Carrying capacity (1 000 t.) Capacité de charge (1 000 t.) Грузоподъемность (1 000 тонн)			Power (1 000 kW) Puissance (1 000 kW) Мощность (1 000 кВт)		
		2013	2014	2015	2013	2014	2015	2013	2014	2015
1	Self-propelled vessels	58	66	-	-	-	-	-	-	-
	- By carrying capacity									
1.11	Up to 249 tonnes	-	-	-	-	-	-	-	-	-
1.12	250 - 399 tonnes	-	-	-	-	-	-	-	-	-
1.13	400 - 649 tonnes	-	-	-	-	-	-	-	-	-
1.14	650 - 999 tonnes	-	-	-	-	-	-	-	-	-
1.15	1 000 - 1 499 tonnes	-	-	-	-	-	-	-	-	-
1.16	1 500 - 2 999 tonnes	-	-	-	-	-	-	-	-	-
1.17	3 000 tonnes and over	-	-	-	-	-	-	-	-	-
	- By year of construction									
1.21	Up to 1949	-	-	-	-	-	-	-	-	-
1.22	1950 - 1969	-	-	-	-	-	-	-	-	-
1.23	1970 - 1979	-	-	-	-	-	-	-	-	-
1.24	1980 - 1989	-	-	-	-	-	-	-	-	-
1.25	1990 and later
2	Dumb and pushed vessels	83	81	-	-	-	.	.	.	
	- By carrying capacity									
2.11	Up to 249 tonnes	-	-	-	-	-	.	.	.	
2.12	250 - 399 tonnes	-	-	-	-	-	.	.	.	
2.13	400 - 649 tonnes	-	-	-	-	-	.	.	.	
2.14	650 - 999 tonnes	-	-	-	-	-	.	.	.	
2.15	1 000 - 1 499 tonnes	-	-	-	-	-	.	.	.	
2.16	1 500 - 2 999 tonnes	-	-	-	-	-	.	.	.	
2.17	3 000 tonnes and over	-	-	-	-	-	.	.	.	
	- By year of construction									
2.21	Up to 1949	-	-	-	-	-	.	.	.	
2.22	1950 - 1969	-	-	-	-	-	.	.	.	
2.23	1970 - 1979	-	-	-	-	-	.	.	.	
2.24	1980 - 1989	-	-	-	-	-	.	.	.	
2.25	1990 and later	
3	Tugs and pushers	17	17	-	.	.	.	-	-	
	- By year of construction									
3.21	Up to 1949	-	-	-	.	.	.	-	-	
3.22	1950 - 1969	-	-	-	.	.	.	-	-	
3.23	1970 - 1979	-	-	-	.	.	.	-	-	
3.24	1980 - 1989	-	-	-	.	.	.	-	-	
3.25	1990 and later	

Shaded regions of table refer to non-relevant data

For notes see end of table.

Voir note à la fin du tableau.

См. примечания в конце таблицы.

**INLAND WATERWAYS - VOIES NAVIGABLES INTERIEURES
ВНУТРЕННИЕ ВОДНЫЕ ПУТИ**

15. Inland waterway vessels in service at 31 December, by carrying capacity and year of construction

15. Bateaux pour voies navigables intérieures en service au 31 décembre, selon la capacité de charge et l'année de construction

15. Суда для внутренних водных путей, находящиеся в эксплуатации на конец года, по грузоподъемности и году выг

		Lithuania - Lituanie - Литва								
		Number Nombre Число			Carrying capacity (1 000 t.) Capacité de charge (1 000 t.) Грузоподъемность (1 000 тонн)			Power (1 000 kW) Puissance (1 000 kW) Мощность (1 000 кВт)		
		2013	2014	2015	2013	2014	2015	2013	2014	2015
1	Self-propelled vessels	33	36	35	11	12	12	9	10	9
	- By carrying capacity									
1.11	Up to 249 tonnes	-	-	-	-	-	-	-	-	-
1.12	250 - 399 tonnes	-	-	-	-	-	-	-	-	-
1.13	400 - 649 tonnes	-	-	-	-	-	-	-	-	-
1.14	650 - 999 tonnes	-	-	-	-	-	-	-	-	-
1.15	1 000 - 1 499 tonnes	-	-	-	-	-	-	-	-	-
1.16	1 500 - 2 999 tonnes	-	-	-	-	-	-	-	-	-
1.17	3 000 tonnes and over	-	-	-	-	-	-	-	-	-
	- By year of construction									
1.21	Up to 1949	-	-	-	-	-	-	-	-	-
1.22	1950 - 1969	-	-	-	-	-	-	-	-	-
1.23	1970 - 1979	-	-	-	-	-	-	-	-	-
1.24	1980 - 1989	-	-	-	-	-	-	-	-	-
1.25	1990 and later	-	-	-	-	-	-	-	-	-
2	Dumb and pushed vessels	41	50	50	8	8	8	.	.	.
	- By carrying capacity									
2.11	Up to 249 tonnes	-	-	-	-	-	-	.	.	.
2.12	250 - 399 tonnes	-	-	-	-	-	-	.	.	.
2.13	400 - 649 tonnes	-	-	-	-	-	-	.	.	.
2.14	650 - 999 tonnes	-	-	-	-	-	-	.	.	.
2.15	1 000 - 1 499 tonnes	-	-	-	-	-	-	.	.	.
2.16	1 500 - 2 999 tonnes	-	-	-	-	-	-	.	.	.
2.17	3 000 tonnes and over	-	-	-	-	-	-	.	.	.
	- By year of construction									
2.21	Up to 1949	-	-	-	-	-	-	.	.	.
2.22	1950 - 1969	-	-	-	-	-	-	.	.	.
2.23	1970 - 1979	-	-	-	-	-	-	.	.	.
2.24	1980 - 1989	-	-	-	-	-	-	.	.	.
2.25	1990 and later	-	-	-	-	-	-	.	.	.
3	Tugs and pushers	17	19	19	.	.	.	3	8	8
	- By year of construction									
3.21	Up to 1949	-	-	-	.	.	.	-	-	-
3.22	1950 - 1969	-	-	-	.	.	.	-	-	-
3.23	1970 - 1979	-	-	-	.	.	.	-	-	-
3.24	1980 - 1989	-	-	-	.	.	.	-	-	-
3.25	1990 and later	-	-	-	.	.	.	-	-	-

Shaded regions of table refer to non-relevant data

For notes see end of table.

Voir note à la fin du tableau.

См. примечания в конце таблицы.

**INLAND WATERWAYS - VOIES NAVIGABLES INTERIEURES
ВНУТРЕННИЕ ВОДНЫЕ ПУТИ**

15. Inland waterway vessels in service at 31 December, by carrying capacity and year of construction

15. Bateaux pour voies navigables intérieures en service au 31 décembre, selon la capacité de charge et l'année de construction

15. Суда для внутренних водных путей, находящиеся в эксплуатации на конец года, по грузоподъемности и году выг

		Poland - Pologne - Польша								
		Number Nombre Число			Carrying capacity (1 000 t.) Capacité de charge (1 000 t.) Грузоподъемность (1 000 тонн)			Power (1 000 kW) Puissance (1 000 kW) Мощность (1 000 кВт)		
		2013	2014	2015	2013	2014	2015	2013	2014	2015
1	Self-propelled vessels	71	79	89	53	56	67	25	26	32
	- By carrying capacity									
1.11	Up to 249 tonnes	-	-	-	-	-	-	-	-	-
1.12	250 - 399 tonnes	-	-	-	-	-	-	-	-	-
1.13	400 - 649 tonnes	-	-	-	-	-	-	-	-	-
1.14	650 - 999 tonnes	-	-	-	-	-	-	-	-	-
1.15	1 000 - 1 499 tonnes	-	-	-	-	-	-	-	-	-
1.16	1 500 - 2 999 tonnes	-	-	-	-	-	-	-	-	-
1.17	3 000 tonnes and over	-	-	-	-	-	-	-	-	-
	- By year of construction									
1.21	Up to 1949	-	-	-	-	-	-	-	-	-
1.22	1950 - 1969	-	-	-	-	-	-	-	-	-
1.23	1970 - 1979	-	-	-	-	-	-	-	-	-
1.24	1980 - 1989	-	-	-	-	-	-	-	-	-
1.25	1990 and later	-	-	-	-	-	-	-	-	-
2	Dumb and pushed vessels	500	504	511	234	236	237	.	.	.
	- By carrying capacity							.	.	.
2.11	Up to 249 tonnes	-	-	-	-	-	-	.	.	.
2.12	250 - 399 tonnes	-	-	-	-	-	-	.	.	.
2.13	400 - 649 tonnes	-	-	-	-	-	-	.	.	.
2.14	650 - 999 tonnes	-	-	-	-	-	-	.	.	.
2.15	1 000 - 1 499 tonnes	-	-	-	-	-	-	.	.	.
2.16	1 500 - 2 999 tonnes	-	-	-	-	-	-	.	.	.
2.17	3 000 tonnes and over	-	-	-	-	-	-	.	.	.
	- By year of construction							.	.	.
2.21	Up to 1949	-	-	-	-	-	-	.	.	.
2.22	1950 - 1969	-	-	-	-	-	-	.	.	.
2.23	1970 - 1979	-	-	-	-	-	-	.	.	.
2.24	1980 - 1989	-	-	-	-	-	-	.	.	.
2.25	1990 and later	-	-	-	-	-	-	.	.	.
3	Tugs and pushers	209	207	217	.	.	.	54	55	57
	- By year of construction				.	.	.			
3.21	Up to 1949	-	-	-	.	.	.	-	-	-
3.22	1950 - 1969	-	-	-	.	.	.	-	-	-
3.23	1970 - 1979	-	-	-	.	.	.	-	-	-
3.24	1980 - 1989	-	-	-	.	.	.	-	-	-
3.25	1990 and later	-	-	-	.	.	.	-	-	-

Shaded regions of table refer to non-relevant data

For notes see end of table.

Voir note à la fin du tableau.

См. примечания в конце таблицы.

**INLAND WATERWAYS - VOIES NAVIGABLES INTERIEURES
ВНУТРЕННИЕ ВОДНЫЕ ПУТИ**

15. Inland waterway vessels in service at 31 December, by carrying capacity and year of construction

15. Bateaux pour voies navigables intérieures en service au 31 décembre, selon la capacité de charge et l'année de construction

15. Суда для внутренних водных путей, находящиеся в эксплуатации на конец года, по грузоподъемности и году вы

		Republic of Moldova - République de Moldova - Республика Молдова								
		Number Nombre Число			Carrying capacity (1 000 t.) Capacité de charge (1 000 t.) Грузоподъемность (1 000 тонн)			Power (1 000 kW) Puissance (1 000 kW) Мощность (1 000 кВт)		
		2013	2014	2015	2013	2014	2015	2013	2014	2015
1	Self-propelled vessels	-	-	-	-	-	-	-	-	-
	- By carrying capacity									
1.11	Up to 249 tonnes	-	-	-	-	-	-	-	-	-
1.12	250 - 399 tonnes	-	-	-	-	-	-	-	-	-
1.13	400 - 649 tonnes	-	-	-	-	-	-	-	-	-
1.14	650 - 999 tonnes	-	-	-	-	-	-	-	-	-
1.15	1 000 - 1 499 tonnes	-	-	-	-	-	-	-	-	-
1.16	1 500 - 2 999 tonnes	-	-	-	-	-	-	-	-	-
1.17	3 000 tonnes and over	-	-	-	-	-	-	-	-	-
	- By year of construction									
1.21	Up to 1949	-	-	-	-	-	-	-	-	-
1.22	1950 - 1969	-	-	-	-	-	-	-	-	-
1.23	1970 - 1979	-	-	-	-	-	-	-	-	-
1.24	1980 - 1989	-	-	-	-	-	-	-	-	-
1.25	1990 and later	-	-	-	-	-	-	-	-	-
2	Dumb and pushed vessels	9	9	9	-	-	-	.	.	.
	- By carrying capacity									
2.11	Up to 249 tonnes	6	6	-	-	-	-	.	.	.
2.12	250 - 399 tonnes	2	2	-	-	-	-	.	.	.
2.13	400 - 649 tonnes	1	1	-	-	-	-	.	.	.
2.14	650 - 999 tonnes	-	-	-	-	-	-	.	.	.
2.15	1 000 - 1 499 tonnes	-	-	-	-	-	-	.	.	.
2.16	1 500 - 2 999 tonnes	-	-	-	-	-	-	.	.	.
2.17	3 000 tonnes and over	-	-	-	-	-	-	.	.	.
	- By year of construction									
2.21	Up to 1949	-	-	-	-	-	-	.	.	.
2.22	1950 - 1969	-	-	-	-	-	-	.	.	.
2.23	1970 - 1979	-	-	-	-	-	-	.	.	.
2.24	1980 - 1989	6	6	-	-	-	-	.	.	.
2.25	1990 and later	3	3	-	-	-	-	.	.	.
3	Tugs and pushers	8	8	8	.	.	.	1	1	1
	- By year of construction									
3.21	Up to 1949	-	-	-	.	.	.	-	-	-
3.22	1950 - 1969	-	2	-	.	.	.	-	0	-
3.23	1970 - 1979	6	4	-	.	.	.	1	0	-
3.24	1980 - 1989	2	2	-	.	.	.	0	0	-
3.25	1990 and later	-	-	-	.	.	.	-	-	-

Shaded regions of table refer to non-relevant data

For notes see end of table.

Voir note à la fin du tableau.

См. примечания в конце таблицы.

**INLAND WATERWAYS - VOIES NAVIGABLES INTERIEURES
ВНУТРЕННИЕ ВОДНЫЕ ПУТИ**

15. Inland waterway vessels in service at 31 December, by carrying capacity and year of construction

15. Bateaux pour voies navigables intérieures en service au 31 décembre, selon la capacité de charge et l'année de construction

15. Суда для внутренних водных путей, находящиеся в эксплуатации на конец года, по грузоподъемности и году вы

		Romania - Roumanie - Румыния								
		Number Nombre Число			Carrying capacity (1 000 t.) Capacité de charge (1 000 t.) Грузоподъемность (1 000 тонн)			Power (1 000 kW) Puissance (1 000 kW) Мощность (1 000 кВт)		
		2013	2014	2015	2013	2014	2015	2013	2014	2015
1	Self-propelled vessels	120	128	154	117	125	140	-	-	-
	- By carrying capacity									
1.11	Up to 249 tonnes	-	-	-	-	-	-	-	-	-
1.12	250 - 399 tonnes	-	-	-	-	-	-	-	-	-
1.13	400 - 649 tonnes	-	-	-	-	-	-	-	-	-
1.14	650 - 999 tonnes	-	-	-	-	-	-	-	-	-
1.15	1 000 - 1 499 tonnes	-	-	-	-	-	-	-	-	-
1.16	1 500 - 2 999 tonnes	-	-	-	-	-	-	-	-	-
1.17	3 000 tonnes and over	-	-	-	-	-	-	-	-	-
	- By year of construction									
1.21	Up to 1949	-	-	-	-	-	-	-	-	-
1.22	1950 - 1969	-	-	-	-	-	-	-	-	-
1.23	1970 - 1979	-	-	-	-	-	-	-	-	-
1.24	1980 - 1989	-	-	-	-	-	-	-	-	-
1.25	1990 and later	-	-	-	-	-	-	-	-	-
2	Dumb and pushed vessels	1 152	1 137	1 134	1 475	1 468	1 468	.	.	.
	- By carrying capacity							.	.	.
2.11	Up to 249 tonnes	-	-	-	-	-	-	.	.	.
2.12	250 - 399 tonnes	-	-	-	-	-	-	.	.	.
2.13	400 - 649 tonnes	-	-	-	-	-	-	.	.	.
2.14	650 - 999 tonnes	-	-	-	-	-	-	.	.	.
2.15	1 000 - 1 499 tonnes	-	-	-	-	-	-	.	.	.
2.16	1 500 - 2 999 tonnes	-	-	-	-	-	-	.	.	.
2.17	3 000 tonnes and over	-	-	-	-	-	-	.	.	.
	- By year of construction							.	.	.
2.21	Up to 1949	-	-	-	-	-	-	.	.	.
2.22	1950 - 1969	-	-	-	-	-	-	.	.	.
2.23	1970 - 1979	-	-	-	-	-	-	.	.	.
2.24	1980 - 1989	-	-	-	-	-	-	.	.	.
2.25	1990 and later	-	-	-	-	-	-	.	.	.
3	Tugs and pushers	217	258	328	.	.	.	-	-	-
	- By year of construction				.	.	.	-	-	-
3.21	Up to 1949	-	-	-	.	.	.	-	-	-
3.22	1950 - 1969	-	-	-	.	.	.	-	-	-
3.23	1970 - 1979	-	-	-	.	.	.	-	-	-
3.24	1980 - 1989	-	-	-	.	.	.	-	-	-
3.25	1990 and later	-	-	-	.	.	.	-	-	-

Shaded regions of table refer to non-relevant data

For notes see end of table.

Voir note à la fin du tableau.

См. примечания в конце таблицы.

**INLAND WATERWAYS - VOIES NAVIGABLES INTERIEURES
ВНУТРЕННИЕ ВОДНЫЕ ПУТИ**

15. Inland waterway vessels in service at 31 December, by carrying capacity and year of construction

15. Bateaux pour voies navigables intérieures en service au 31 décembre, selon la capacité de charge et l'année de construction

15. Суда для внутренних водных путей, находящиеся в эксплуатации на конец года, по грузоподъемности и году вы

		Russian Federation - Fédération de Russie - Российская Федерация								
		Number Nombre Число			Carrying capacity (1 000 t.) Capacité de charge (1 000 t.) Грузоподъемность (1 000 тонн)			Power (1 000 kW) Puissance (1 000 kW) Мощность (1 000 кВт)		
		2013	2014	2015	2013	2014	2015	2013	2014	2015
1	Self-propelled vessels	1 443	1 642	1 520	2 199	2 588	2 523	1 150	1 314	1 269
	- By carrying capacity									
1.11	Up to 249 tonnes	332	381	-	-	-	-	-	-	-
1.12	250 - 399 tonnes	75	87	-	-	-	-	-	-	-
1.13	400 - 649 tonnes	217	256	-	-	-	-	-	-	-
1.14	650 - 999 tonnes	121	123	-	-	-	-	-	-	-
1.15	1 000 - 1 499 tonnes	145	155	-	-	-	-	-	-	-
1.16	1 500 - 2 999 tonnes	303	329	-	-	-	-	-	-	-
1.17	3 000 tonnes and over	250	311	306	-	-	-	-	-	-
	- By year of construction									
1.21	Up to 1949	-	-	-	-	-	-	-	-	-
1.22	1950 - 1969 ³	528	565	-	-	-	-	-	-	-
1.23	1970 - 1979	430	520	-	-	-	-	-	-	-
1.24	1980 - 1989	387	442	-	-	-	-	-	-	-
1.25	1990 and later	98	115	-
2	Dumb and pushed vessels	4 107	5 003	4 902	5 740	7 211	7 159	.	.	.
	- By carrying capacity							.	.	.
2.11	Up to 249 tonnes	1 147	1 326	-	-	-	-	.	.	.
2.12	250 - 399 tonnes	106	157	-	-	-	-	.	.	.
2.13	400 - 649 tonnes	344	481	-	-	-	-	.	.	.
2.14	650 - 999 tonnes	328	400	-	-	-	-	.	.	.
2.15	1 000 - 1 499 tonnes	778	871	-	-	-	-	.	.	.
2.16	1 500 - 2 999 tonnes	924	1 183	-	-	-	-	.	.	.
2.17	3 000 tonnes and over	480	585	591	-	-	-	.	.	.
	- By year of construction							.	.	.
2.21	Up to 1949	-	-	-	-	-	-	.	.	.
2.22	1950 - 1969 ³	555	565	-	-	-	-	.	.	.
2.23	1970 - 1979	1 221	1 419	-	-	-	-	.	.	.
2.24	1980 - 1989	1 702	2 234	-	-	-	-	.	.	.
2.25	1990 and later	629	785	-
3	Tugs and pushers	3 645	4 512	2 784	.	.	.	1 295	1 638	1 408
	- By year of construction				.	.	.			
3.21	Up to 1949	-	-	-	.	.	.	-	-	-
3.22	1950 - 1969 ³	814	969	-	.	.	.	-	-	-
3.23	1970 - 1979	1 143	1 404	-	.	.	.	-	-	-
3.24	1980 - 1989	1 354	1 733	-	.	.	.	-	-	-
3.25	1990 and later	334	406	-

Shaded regions of table refer to non-relevant data

For notes see end of table.

Voir note à la fin du tableau.

См. примечания в конце таблицы.

**INLAND WATERWAYS - VOIES NAVIGABLES INTERIEURES
ВНУТРЕННИЕ ВОДНЫЕ ПУТИ**

15. Inland waterway vessels in service at 31 December, by carrying capacity and year of construction

15. Bateaux pour voies navigables intérieures en service au 31 décembre, selon la capacité de charge et l'année de construction

15. Суда для внутренних водных путей, находящиеся в эксплуатации на конец года, по грузоподъемности и году вы

		Serbia - Serbie - Сербия								
		Number Nombre Число			Carrying capacity (1 000 t.) Capacité de charge (1 000 t.) Грузоподъемность (1 000 тонн)			Power (1 000 kW) Puissance (1 000 kW) Мощность (1 000 кВт)		
		2013	2014	2015	2013	2014	2015	2013	2014	2015
1	Self-propelled vessels	-	-	72	-	-	74	-	-	43
	- By carrying capacity									
1.11	Up to 249 tonnes	4	4	-	1	1	-	1	1	-
1.12	250 - 399 tonnes	1	1	-	-	-	-	-	-	-
1.13	400 - 649 tonnes	6	6	-	3	3	-	3	3	-
1.14	650 - 999 tonnes	24	30	-	20	25	-	9	10	-
1.15	1 000 - 1 499 tonnes	17	20	-	21	25	-	15	18	-
1.16	1 500 - 2 999 tonnes	8	9	-	15	17	-	9	11	-
1.17	3 000 tonnes and over	-	1	-	-	3	-	-	2	-
	- By year of construction									
1.21	Up to 1949	4	5	-	3	3	-	3	4	-
1.22	1950 - 1969	21	22	-	23	25	-	14	15	-
1.23	1970 - 1979	26	32	-	25	35	-	14	20	-
1.24	1980 - 1989	8	11	-	7	10	-	4	5	-
1.25	1990 and later	1	1	-	2	2	-	2	2	-
2	Dumb and pushed vessels	-	-	126	-	-	172	.	.	.
	- By carrying capacity									
2.11	Up to 249 tonnes	5	4	-	-	-	-	.	.	.
2.12	250 - 399 tonnes	4	4	-	1	1	-	.	.	.
2.13	400 - 649 tonnes	5	6	-	2	3	-	.	.	.
2.14	650 - 999 tonnes	10	7	-	8	6	-	.	.	.
2.15	1 000 - 1 499 tonnes	28	38	-	35	48	-	.	.	.
2.16	1 500 - 2 999 tonnes	81	82	-	136	138	-	.	.	.
2.17	3 000 tonnes and over	-	-	-	-	-	-	.	.	.
	- By year of construction									
2.21	Up to 1949	1	-	-	-	-	-	.	.	.
2.22	1950 - 1969	39	37	-	44	42	-	.	.	.
2.23	1970 - 1979	40	49	-	54	67	-	.	.	.
2.24	1980 - 1989	48	48	-	76	76	-	.	.	.
2.25	1990 and later	5	7	-	9	11	-	.	.	.
3	Tugs and pushers	-	-	52	.	.	.	-	-	35
	- By year of construction									
3.21	Up to 1949	2	1	-	.	.	.	-	-	-
3.22	1950 - 1969	6	10	-	.	.	.	3	6	-
3.23	1970 - 1979	24	23	-	.	.	.	18	18	-
3.24	1980 - 1989	9	9	-	.	.	.	8	7	-
3.25	1990 and later	4	7	-	.	.	.	1	2	-

Shaded regions of table refer to non-relevant data

For notes see end of table.

Voir note à la fin du tableau.

См. примечания в конце таблицы.

**INLAND WATERWAYS - VOIES NAVIGABLES INTERIEURES
ВНУТРЕННИЕ ВОДНЫЕ ПУТИ**

15. Inland waterway vessels in service at 31 December, by carrying capacity and year of construction

15. Bateaux pour voies navigables intérieures en service au 31 décembre, selon la capacité de charge et l'année de construction

15. Суда для внутренних водных путей, находящиеся в эксплуатации на конец года, по грузоподъемности и году вы

		Slovakia - Slovaquie - Словакия								
		Number Nombre Число			Carrying capacity (1 000 t.) Capacité de charge (1 000 t.) Грузоподъемность (1 000 тонн)			Power (1 000 kW) Puissance (1 000 kW) Мощность (1 000 кВт)		
		2013	2014	2015	2013	2014	2015	2013	2014	2015
1	Self-propelled vessels	31	23	23	20	12	13	12	8	8
	- By carrying capacity									
1.11	Up to 249 tonnes	-	-	-	-	-	-	-	-	-
1.12	250 - 399 tonnes	-	-	-	-	-	-	-	-	-
1.13	400 - 649 tonnes	-	-	-	-	-	-	-	-	-
1.14	650 - 999 tonnes	-	-	-	-	-	-	-	-	-
1.15	1 000 - 1 499 tonnes	-	-	-	-	-	-	-	-	-
1.16	1 500 - 2 999 tonnes	-	-	-	-	-	-	-	-	-
1.17	3 000 tonnes and over	6	2	3	11	3	5	5	1	2
	- By year of construction									
1.21	Up to 1949	-	-	-	-	-	-	-	-	-
1.22	1950 - 1969	-	-	-	-	-	-	-	-	-
1.23	1970 - 1979	-	-	-	-	-	-	-	-	-
1.24	1980 - 1989	-	-	-	-	-	-	-	-	-
1.25	1990 and later	-	-	-	-	-	-	-	-	-
2	Dumb and pushed vessels	141	122	104	219	189	172	.	.	.
	- By carrying capacity							.	.	.
2.11	Up to 249 tonnes	-	-	-	-	-	-	.	.	.
2.12	250 - 399 tonnes	-	-	-	-	-	-	.	.	.
2.13	400 - 649 tonnes	-	-	-	-	-	-	.	.	.
2.14	650 - 999 tonnes	-	-	-	-	-	-	.	.	.
2.15	1 000 - 1 499 tonnes	-	-	-	-	-	-	.	.	.
2.16	1 500 - 2 999 tonnes	-	-	-	-	-	-	.	.	.
2.17	3 000 tonnes and over	-	-	-	-	-	-	.	.	.
	- By year of construction							.	.	.
2.21	Up to 1949	-	-	-	-	-	-	.	.	.
2.22	1950 - 1969	-	-	-	-	-	-	.	.	.
2.23	1970 - 1979	-	-	-	-	-	-	.	.	.
2.24	1980 - 1989	-	-	-	-	-	-	.	.	.
2.25	1990 and later	-	-	-	-	-	-	.	.	.
3	Tugs and pushers	41	38	32	.	.	.	39	38	28
	- By year of construction				.	.	.			
3.21	Up to 1949	-	-	-	.	.	.	-	-	-
3.22	1950 - 1969	-	-	-	.	.	.	-	-	-
3.23	1970 - 1979	-	-	-	.	.	.	-	-	-
3.24	1980 - 1989	-	-	-	.	.	.	-	-	-
3.25	1990 and later	-	-	-	.	.	.	-	-	-

Shaded regions of table refer to non-relevant data

For notes see end of table.

Voir note à la fin du tableau.

См. примечания в конце таблицы.

**INLAND WATERWAYS - VOIES NAVIGABLES INTERIEURES
ВНУТРЕННИЕ ВОДНЫЕ ПУТИ**

15. Inland waterway vessels in service at 31 December, by carrying capacity and year of construction

15. Bateaux pour voies navigables intérieures en service au 31 décembre, selon la capacité de charge et l'année de construction

15. Суда для внутренних водных путей, находящиеся в эксплуатации на конец года, по грузоподъемности и году вы

		Switzerland - Suisse - Швейцария								
		Number Nombre Число			Carrying capacity (1 000 t.) Capacité de charge (1 000 t.) Грузоподъемность (1 000 тонн)			Power (1 000 kW) Puissance (1 000 kW) Мощность (1 000 кВт)		
		2013	2014	2015	2013	2014	2015	2013	2014	2015
1	Self-propelled vessels	14	13	13	24	23	23	-	-	-
	- By carrying capacity									
1.11	Up to 249 tonnes	-	-	-	-	-	-	-	-	-
1.12	250 - 399 tonnes	-	-	-	-	-	-	-	-	-
1.13	400 - 649 tonnes	-	-	-	-	-	-	-	-	-
1.14	650 - 999 tonnes	-	-	-	-	-	-	-	-	-
1.15	1 000 - 1 499 tonnes	-	-	-	-	-	-	-	-	-
1.16	1 500 - 2 999 tonnes	-	-	-	-	-	-	-	-	-
1.17	3 000 tonnes and over	-	-	-	-	-	-	-	-	-
	- By year of construction									
1.21	Up to 1949	-	-	-	-	-	-	-	-	-
1.22	1950 - 1969	-	-	-	-	-	-	-	-	-
1.23	1970 - 1979	-	-	-	-	-	-	-	-	-
1.24	1980 - 1989	-	-	-	-	-	-	-	-	-
1.25	1990 and later	-	-	-	-	-	-	-	-	-
2	Dumb and pushed vessels	5	3	3	10	6	6	.	.	.
	- By carrying capacity									
2.11	Up to 249 tonnes	-	-	-	-	-	-	.	.	.
2.12	250 - 399 tonnes	-	-	-	-	-	-	.	.	.
2.13	400 - 649 tonnes	-	-	-	-	-	-	.	.	.
2.14	650 - 999 tonnes	-	-	-	-	-	-	.	.	.
2.15	1 000 - 1 499 tonnes	-	-	-	-	-	-	.	.	.
2.16	1 500 - 2 999 tonnes	-	-	-	-	-	-	.	.	.
2.17	3 000 tonnes and over	-	-	-	-	-	-	.	.	.
	- By year of construction									
2.21	Up to 1949	-	-	-	-	-	-	.	.	.
2.22	1950 - 1969	-	-	-	-	-	-	.	.	.
2.23	1970 - 1979	-	-	-	-	-	-	.	.	.
2.24	1980 - 1989	-	-	-	-	-	-	.	.	.
2.25	1990 and later	-	-	-	-	-	-	.	.	.
3	Tugs and pushers	6	9	8	.	.	.	-	-	-
	- By year of construction									
3.21	Up to 1949	-	-	-	.	.	.	-	-	-
3.22	1950 - 1969	-	-	-	.	.	.	-	-	-
3.23	1970 - 1979	-	-	-	.	.	.	-	-	-
3.24	1980 - 1989	-	-	-	.	.	.	-	-	-
3.25	1990 and later	-	-	-	.	.	.	-	-	-

Shaded regions of table refer to non-relevant data

For notes see end of table.

Voir note à la fin du tableau.

См. примечания в конце таблицы.

**INLAND WATERWAYS - VOIES NAVIGABLES INTERIEURES
ВНУТРЕННИЕ ВОДНЫЕ ПУТИ**

15. Inland waterway vessels in service at 31 December, by carrying capacity and year of construction

15. Bateaux pour voies navigables intérieures en service au 31 décembre, selon la capacité de charge et l'année de construction

15. Суда для внутренних водных путей, находящиеся в эксплуатации на конец года, по грузоподъемности и году вы

		United Kingdom - Royaume-Uni - Соединенное Королевство								
		Number Nombre Число			Carrying capacity (1 000 t.) Capacité de charge (1 000 t.) Грузоподъемность (1 000 тонн)			Power (1 000 kW) Puissance (1 000 kW) Мощность (1 000 кВт)		
		2013	2014	2015	2013	2014	2015	2013	2014	2015
1	Self-propelled vessels	158	158	158	40	-	-	-	-	-
	- By carrying capacity									
1.11	Up to 249 tonnes	-	-	-	-	-	-	-	-	-
1.12	250 - 399 tonnes	-	-	-	-	-	-	-	-	-
1.13	400 - 649 tonnes	-	-	-	-	-	-	-	-	-
1.14	650 - 999 tonnes	-	-	-	-	-	-	-	-	-
1.15	1 000 - 1 499 tonnes	-	-	-	-	-	-	-	-	-
1.16	1 500 - 2 999 tonnes	-	-	-	-	-	-	-	-	-
1.17	3 000 tonnes and over	-	-	-	-	-	-	-	-	-
	- By year of construction									
1.21	Up to 1949	-	-	-	-	-	-	-	-	-
1.22	1950 - 1969	-	-	-	-	-	-	-	-	-
1.23	1970 - 1979	-	-	-	-	-	-	-	-	-
1.24	1980 - 1989	-	-	-	-	-	-	-	-	-
1.25	1990 and later
2	Dumb and pushed vessels	287	-	-	98	-	-	.	.	.
	- By carrying capacity									
2.11	Up to 249 tonnes	-	-	-	-	-	-	.	.	.
2.12	250 - 399 tonnes	-	-	-	-	-	-	.	.	.
2.13	400 - 649 tonnes	-	-	-	-	-	-	.	.	.
2.14	650 - 999 tonnes	-	-	-	-	-	-	.	.	.
2.15	1 000 - 1 499 tonnes	-	-	-	-	-	-	.	.	.
2.16	1 500 - 2 999 tonnes	-	-	-	-	-	-	.	.	.
2.17	3 000 tonnes and over	2	-	-	6	-	-	.	.	.
	- By year of construction									
2.21	Up to 1949	-	-	-	-	-	-	.	.	.
2.22	1950 - 1969	-	-	-	-	-	-	.	.	.
2.23	1970 - 1979	-	-	-	-	-	-	.	.	.
2.24	1980 - 1989	-	-	-	-	-	-	.	.	.
2.25	1990 and later
3	Tugs and pushers	92	-	-	.	.	.	-	-	-
	- By year of construction									
3.21	Up to 1949	-	-	-	.	.	.	-	-	-
3.22	1950 - 1969	-	-	-	.	.	.	-	-	-
3.23	1970 - 1979	-	-	-	.	.	.	-	-	-
3.24	1980 - 1989	-	-	-	.	.	.	-	-	-
3.25	1990 and later

Shaded regions of table refer to non-relevant data

For notes see end of table.

Voir note à la fin du tableau.

См. примечания в конце таблицы.

**INLAND WATERWAYS - VOIES NAVIGABLES INTERIEURES
ВНУТРЕННИЕ ВОДНЫЕ ПУТИ**

NOTES TO TABLE 15 - NOTES DU TABLEAU 15 - ПРИМЕЧАНИЯ К ТАБЛИЦЕ 15

Country notes - Notes relatives aux pays - Примечания к данным, представляемым странами

1) Vessels owned by national operators for hire and reward and own account.

1) Les navires appartenant à des opérateurs nationaux à des fins de location pour le compte d'autrui et pour leur propre compte.

1) Суда, принадлежащие национальным операторам, выданные напрокат, за вознаграждение или за собственный счет.

2) Class I to IV.

2) De type Classes I à IV

2) Класс с I по IV.

3) Up to 1969.

3) Jusqu'en 1969.

3) До 1969 года.

**INLAND WATERWAYS - VOIES NAVIGABLES INTERIEURES
ВНУТРЕННИЕ ВОДНЫЕ ПУТИ**

16. Goods transport by type of transport and vessel on national territory

16. Transport de marchandises par type de transport et de bateaux sur le territoire national

16. Грузовые перевозки по виду транспорта и по типу судов по национальной территории

Item	Description	Rubrique	Description
1	Goods carried on national territory (1000 tonnes)	1	Marchandises transportées sur le territoire national (1000 tonnes)
	<i>By type of transport</i>		<i>Par type de transport</i>
1.1	- National transport	1.1	- Transport national
1.2	- International transport - loaded	1.2	- Transport international - chargements
1.3	- International transport - unloaded	1.3	- Transport international - déchargements
1.4	- Transit by IWT throughout	1.4	- Transit par VNI de bout en bout
	<i>By type of propulsion</i>		<i>Par type de Propulsion</i>
1.11	- Push/tow	1.11	- Poussé/tiré
1.12	- Self-propelled	1.12	- Automoteur
2	Goods carried on national territory¹ (million tonne-kilometres)	2	Marchandises transportées sur le territoire national¹ (million de tonnes-kilomètres)
	<i>By type of transport</i>		<i>Par type de transport</i>
2.1	- National transport	2.1	- Transport national
2.2	- International transport - loaded	2.2	- Transport international - chargements
2.3	- International transport - unloaded	2.3	- Transport international - déchargements
2.4	- Transit by IWT throughout	2.4	- Transit par VNI de bout en bout
	<i>By type of propulsion</i>		<i>Par type de Propulsion</i>
2.21	- Push/tow	2.21	- Poussé/tiré
2.22	- Self-propelled	2.22	- Automoteur

Статья	Описание
1	Грузовые перевозки по национальной территории (1000 тонн)
	<i>По типу перевозки</i>
1.1	- Национальные перевозки
1.2	- Международные перевозки - загрузка в стране
1.3	- Международные перевозки - разгрузка в стране
1.4	- Сквозные транзитные перевозки судами внутреннего плавания
	<i>По типу тяги</i>
1.11	- Толкание/буксировка
1.12	- Самоходные суда
2	Грузовые перевозки по национальной территории (млн. тонн-км)¹
	<i>По типу перевозки</i>
2.1	- Национальные перевозки
2.2	- Международные перевозки - загрузка в стране
2.3	- Международные перевозки - разгрузка в стране
2.4	- Сквозные транзитные перевозки судами внутреннего плавания
	<i>По типу тяги</i>
2.21	- Толкание/буксировка
2.22	- Самоходные суда

¹ Kilometres within the territory of the reporting country.

¹ Kilomètres sur le territoire du pays déclarant.

¹ Километраж в пределах территории страны-респондента.

**INLAND WATERWAYS - VOIES NAVIGABLES INTERIEURES
ВНУТРЕННИЕ ВОДНЫЕ ПУТИ**

16. Goods transport by type of transport and vessel on national territory**16. Transport de marchandises par type de transport et de bateaux sur le territoire national****16. Грузовые перевозки по виду транспорта и по типу судов по национальной территории**

		Austria Autriche Австрия			Belarus Bélarus Беларусь			Belgium Belgique Бельгия		
		2013	2014	2015	2013	2014	2015	2013	2014	2015
1	Goods carried (1 000 tonnes)	10 710	10 121	-	4 486	3 758	-	187 404	190 303	188 158
	<i>By type of transport</i>									
1.11	- National	701	799	-	4 475	3 751	-	44 197	45 421	49 913
1.12	- International - loaded	1 987	2 032	-	11	7	-	52 161	51 883	52 341
1.13	- International - unloaded	5 462	4 982	-	-	-	-	77 990	79 999	78 656
1.14	- Transit	2 559	2 309	-	-	-	-	13 056	13 000	7 248
	<i>By type of propulsion</i>									
1.21	- Push/tow	5 043	4 708	-	4 486	3 758	-	-	-	-
1.22	- Self-propelled	5 666	5 413	-	-	-	-	-	-	-
2	Tonne-km of goods carried (millions)¹	2 353	2 177	-	84	49	-	10 364	10 451	10 426
	<i>By type of transport</i>									
2.11	- National	103	78	-	76	48	-	3 958	4 057	3 971
2.12	- International - loaded	332	344	-	8	1	-	1 849	1 917	1 982
2.13	- International - unloaded	1 022	948	-	-	-	-	3 600	3 426	3 401
2.14	- Transit	899	808	-	-	-	-	957	1 051	1 072
	<i>By type of propulsion</i>									
2.21	- Push/tow	1 087	1 009	-	84	49	-	-	-	-
2.22	- Self-propelled	1 266	1 168	-	-	-	-	-	-	-

		Bulgaria ¹ Bulgarie Болгария			Croatia Croatie Хорватия			Czechia ² Tchéquie Чехия		
		2013	2014	2015	2013	2014	2015	2013	2014	2015
1	Goods carried (1 000 tonnes)	16 726	16 922	-	5 823	5 377	6 642	608	-	-
	<i>By type of transport</i>									
1.11	- National	1 190	1 431	-	42	51	51	236	-	-
1.12	- International - loaded	1 112	1 410	-	272	205	346	235	-	-
1.13	- International - unloaded	1 529	1 688	-	263	236	169	138	-	-
1.14	- Transit	12 896	12 393	-	5 246	4 886	6 076	-	-	-
	<i>By type of propulsion</i>									
1.21	- Push/tow	14 448	14 283	-	4 323	3 859	5 218	422	-	-
1.22	- Self-propelled	2 212	2 363	-	1 500	1 518	1 424	187	-	-
2	Tonne-km of goods carried (millions)¹	5 366	5 074	-	771	716	879	25	-	-
	<i>By type of transport</i>									
2.11	- National	33	44	-	9	11	11	6	-	-
2.12	- International - loaded	99	86	-	19	15	21	12	-	-
2.13	- International - unloaded	272	278	-	19	16	9	8	-	-
2.14	- Transit	4 970	4 666	-	724	674	838	-	-	-
	<i>By type of propulsion</i>									
2.21	- Push/tow	4 718	4 353	-	575	511	695	16	-	-
2.22	- Self-propelled	648	684	-	196	205	184	9	-	-

For notes see end of table.

Voir note à la fin du tableau.

См. примечания в конце таблицы.

**INLAND WATERWAYS - VOIES NAVIGABLES INTERIEURES
ВНУТРЕННИЕ ВОДНЫЕ ПУТИ**

16. Goods transport by type of transport and vessel on national territory

16. Transport de marchandises par type de transport et de bateaux sur le territoire national

16. Грузовые перевозки по виду транспорта и по типу судов по национальной территории

		Finland Finlande Финляндия			France France Франция			Germany Allemagne Германия		
		2013	2014	2015	2013	2014	2015	2013	2014	2015
1	Goods carried (1 000 tonnes)	485	509	503	65 827	62 937	60 854	226 864	228 489	221 369
	<i>By type of transport</i>									
1.11	- National	485	509	503	28 913	28 249	26 985	54 698	55 621	54 565
1.12	- International - loaded	-	-	-	16 302	16 146	15 409	47 844	50 556	48 841
1.13	- International - unloaded	-	-	-	12 982	12 155	11 291	104 547	103 894	102 459
1.14	- Transit	-	-	-	7 630	6 387	7 169	19 775	18 418	15 504
	<i>By type of propulsion</i>									
1.21	- Push/tow	-	-	-	15 009	13 503	10 346	46 541	45 183	44 405
1.22	- Self-propelled	-	-	-	50 818	49 434	50 508	180 323	182 411	176 964
2	Tonne-km of goods carried (millions)¹	121	135	128	8 849	8 524	8 314	60 070	59 093	55 315
	<i>By type of transport</i>									
2.11	- National	121	135	128	4 957	4 806	4 601	11 031	11 206	10 845
2.12	- International - loaded	-	-	-	1 610	1 594	1 527	12 900	13 221	12 713
2.13	- International - unloaded	-	-	-	1 344	1 350	1 327	23 291	22 560	21 632
2.14	- Transit	-	-	-	938	774	859	12 849	12 107	10 125
	<i>By type of propulsion</i>									
2.21	- Push/tow	-	-	-	1 956	1 727	1 497	7 420	7 532	7 077
2.22	- Self-propelled	-	-	-	6 893	6 797	6 817	52 650	51 561	48 238

		Hungary Hongrie Венгрия			Italy Italie Италия			Lithuania Lituanie Литва		
		2013	2014	2015	2013	2014	2015	2013	2014	2015
1	Goods carried (1 000 tonnes)	7 857	7 825	8 163	762	481	-	36	47	68
	<i>By type of transport</i>									
1.11	- National	35	332	220	762	481	-	36	47	68
1.12	- International - loaded	3 325	3 572	3 922	-	-	-	-	-	-
1.13	- International - unloaded	1 677	1 420	1 535	-	-	-	-	-	-
1.14	- Transit	2 820	2 500	2 485	-	-	-	-	-	-
	<i>By type of propulsion</i>									
1.21	- Push/tow	4 627	4 548	5 594	-	-	-	14	20	30
1.22	- Self-propelled	3 230	3 277	2 569	-	-	-	23	27	38
2	Tonne-km of goods carried (millions)¹	1 924	1 811	1 824	88 565	64 279	-	0	0	0
	<i>By type of transport</i>									
2.11	- National	3	14	11	88 565	64 279	-	0	0	0
2.12	- International - loaded	594	627	632	-	-	-	-	-	-
2.13	- International - unloaded	259	223	239	-	-	-	-	-	-
2.14	- Transit	1 069	948	942	-	-	-	-	-	-
	<i>By type of propulsion</i>									
2.21	- Push/tow	1 171	1 051	1 229	-	-	-	0	0	0
2.22	- Self-propelled	753	760	595	-	-	-	0	0	0

For notes see end of table.

Voir note à la fin du tableau.

См. примечания в конце таблицы.

**INLAND WATERWAYS - VOIES NAVIGABLES INTERIEURES
ВНУТРЕННИЕ ВОДНЫЕ ПУТИ**

16. Goods transport by type of transport and vessel on national territory**16. Transport de marchandises par type de transport et de bateaux sur le territoire national****16. Грузовые перевозки по виду транспорта и по типу судов по национальной территории**

		Poland Pologne Польша			Republic of Moldova République de Moldova Республика Молдова			Romania Roumanie Румыния		
		2013	2014	2015	2013	2014	2015	2013	2014	2015
1	Goods carried (1 000 tonnes)	3 068	5 731	4 907	163	227	-	26 858	27 834	-
	<i>By type of transport</i>									
1.11	- National	2 229	4 833	3 838	163	227	-	12 848	14 421	-
1.12	- International - loaded	700	816	981	-	-	-	3 478	2 007	-
1.13	- International - unloaded	136	81	86	-	-	-	6 320	6 978	-
1.14	- Transit	3	2	3	-	-	-	4 212	4 428	-
	<i>By type of propulsion</i>									
1.21	- Push/tow	2 850	5 400	4 526	-	-	-	24 005	25 263	-
1.22	- Self-propelled	218	331	381	-	-	-	2 853	2 571	-
2	Tonne-km of goods carried (millions)¹	87	104	83	506	774	-	12 242	11 760	-
	<i>By type of transport</i>									
2.11	- National	57	70	44	506	774	-	3 094	3 551	-
2.12	- International - loaded	24	30	35	-	-	-	1 951	1 750	-
2.13	- International - unloaded	6	4	4	-	-	-	4 706	4 040	-
2.14	- Transit	0	0	0	-	-	-	2 491	2 419	-
	<i>By type of propulsion</i>									
2.21	- Push/tow	75	86	63	506	774	-	10 755	10 200	-
2.22	- Self-propelled	12	17	20	-	-	-	1 487	1 560	-

		Russian Federation Fédération de Russie Российская Федерация			Serbia Serbie Сербия			Slovakia Slovaquie Словакия		
		2013	2014	2015	2013	2014	2015	2013	2014	2015
1	Goods carried (1 000 tonnes)	130 409	121 743	119 399	1 928	2 010	1 537	8 107	7 010	5 721
	<i>By type of transport</i>									
1.11	- National	103 456	93 794	94 340	1 271	1 303	687	25	62	19
1.12	- International - loaded	24 503	25 548	23 439	312	282	126	2 411	1 875	1 605
1.13	- International - unloaded	2 017	1 910	1 234	332	413	709	202	122	94
1.14	- Transit	433	491	387	5	12	15	5 469	4 951	4 003
	<i>By type of propulsion</i>									
1.21	- Push/tow	-	-	-	-	-	-	-	-	-
1.22	- Self-propelled	-	-	-	-	-	-	-	-	-
2	Tonne-km of goods carried (millions)¹	72 547	69 207	60 359	701	759	865	1 006	906	741
	<i>By type of transport</i>									
2.11	- National	34 951	32 765	29 313	106	92	50	1	4	1
2.12	- International - loaded	33 543	32 337	28 296	284	237	89	53	43	46
2.13	- International - unloaded	3 138	2 838	1 495	302	419	706	11	8	6
2.14	- Transit	915	1 268	1 256	9	11	20	941	852	689
	<i>By type of propulsion</i>									
2.21	- Push/tow	-	-	-	-	-	-	-	-	-
2.22	- Self-propelled	-	-	-	-	-	-	-	-	-

For notes see end of table.

Voir note à la fin du tableau.

См. примечания в конце таблицы.

**INLAND WATERWAYS - VOIES NAVIGABLES INTERIEURES
ВНУТРЕННИЕ ВОДНЫЕ ПУТИ**

16. Goods transport by type of transport and vessel on national territory

16. Transport de marchandises par type de transport et de bateaux sur le territoire national

16. Грузовые перевозки по виду транспорта и по типу судов по национальной территории

		Switzerland Suisse Швейцария			United Kingdom Royaume-Uni Соединенное Королевство		
		2013	2014	2015	2013	2014	2015
1	Goods carried (1 000 tonnes)	6 830	5 982	6 334	5 252	4 956	3 556
	<i>By type of transport</i>						
1.11	- National	-	-	-	5 252	4 956	3 556
1.12	- International - loaded	1 097	1 105	1 039	-	-	-
1.13	- International - unloaded	5 733	4 878	5 295	-	-	-
1.14	- Transit	-	-	-	-	-	-
	<i>By type of propulsion</i>						
1.21	- Push/tow	-	-	-	-	-	-
1.22	- Self-propelled	-	-	-	-	-	-
2	Tonne-km of goods carried (millions)¹	49	43	45	211	169	119
	<i>By type of transport</i>						
2.11	- National	48	42	44	211	169	119
2.12	- International - loaded	-	-	-	-	-	-
2.13	- International - unloaded	-	-	-	-	-	-
2.14	- Transit	-	-	-	-	-	-
	<i>By type of propulsion</i>						
2.21	- Push/tow	-	-	-	-	-	-
2.22	- Self-propelled	-	-	-	-	-	-

For notes see end of table.

Voir note à la fin du tableau.

См. примечания в конце таблицы.

**INLAND WATERWAYS - VOIES NAVIGABLES INTERIEURES
ВНУТРЕННИЕ ВОДНЫЕ ПУТИ**

NOTES TO TABLE 16 - NOTES DU TABLEAU 16 - ПРИМЕЧАНИЯ К ТАБЛИЦЕ 16

Country notes - Notes relatives aux pays - Примечания к данным, представляемым странами

1) The split between push/tow and self-propelled vessels is provided for vessel types 1 to 4.

1) Les bateaux pousseurs-remorqueurs et les bateaux motorisés sont prévus pour le type de bateau 1 à 4.

1) Разбивка данных по буксирам-толкачам и самоходным судам представлена для судов типа 1-4.

2) "Push/tow vessels" refers to all non-self-propelled vessels.

2) «Bateaux pousseurs-remorqueurs» se réfère à tous les bateaux non-motorisés

2) Статья «Буксиры-толкачи» относится ко всем самоходным судам.

OIL PIPELINE TRANSPORT

**OIL PIPELINE TRANSPORT - TRANSPORT PAR OLEODUCS
НЕФТЕПРОВОДНЫЙ ТРАНСПОРТ**

17. Oil pipeline infrastructure and volume of transport**17. Longueur des oléoducs et volume transporté****17. Протяженность трубопроводов и объем транспортировки**

Item	Description	Rubrique	Description
1	Total length of pipelines operated (km)	1	Longueur totale des oléoducs exploités (km)
2	Total volume carried (1 000 tonnes)	2	Volume total transporté (1 000 tonnes)
2.1	- National transport	2.1	- Transport national
2.2	- International transport - loaded	2.2	- Transport international - chargements
2.3	- International transport - unloaded	2.3	- Transport international - déchargements
2.4	- Transit by pipelines throughout	2.4	- Transit par oléoducs de bout en bout
3	Total volume carried (million tonne-kilometres)	3	Volume total transporté (million de tonnes-kilomètres)
3.1	- National transport	3.1	- Transport national
3.2	- International transport - loaded	3.2	- Transport international - chargements
3.3	- International transport - unloaded	3.3	- Transport international - déchargements
3.4	- Transit by pipelines throughout	3.4	- Transit par oléoducs de bout en bout
4	Crude petroleum carried (1 000 tonnes)	4	Pétrole brut transporté (1 000 tonnes)
4.1	- National transport	4.1	- Transport national
4.2	- International transport - loaded	4.2	- Transport international - chargements
4.3	- International transport - unloaded	4.3	- Transport international - déchargements
4.4	- Transit by pipelines throughout	4.4	- Transit par oléoducs de bout en bout
5	Crude petroleum carried (million tonne-kilometres)	5	Pétrole brut transporté (millions de tonnes-kilomètres)
5.1	- National transport	5.1	- Transport national
5.2	- International transport - loaded	5.2	- Transport international - chargements
5.3	- International transport - unloaded	5.3	- Transport international - déchargements
5.4	- Transit by pipelines throughout	5.4	- Transit par oléoducs de bout en bout

Статья	Описание
1	Протяженность трубопроводов в эксплуатации (км) - всего
2	Весь перевезенный объем (1 000 т)
2.1	- Национальные перевозки
2.2	- Международные перевозки - загрузка в стране
2.3	- Международные перевозки - разгрузка в стране
2.4	- Сквозные транзитные перевозки судами внутреннего плавания
3	Весь перевезенный объем (млн. тонн-км)
3.1	- Национальные перевозки
3.2	- Международные перевозки - загрузка в стране
3.3	- Международные перевозки - разгрузка в стране
3.4	- Сквозные транзитные перевозки трубопроводами
4	Перевезенная сырая нефть (1000 т)
4.1	- Национальные перевозки
4.2	- Международные перевозки - загрузка в стране
4.3	- Международные перевозки - разгрузка в стране
4.4	- Сквозные транзитные перевозки трубопроводами
5	Перевезенная сырая нефть (млн. тонн-км)
5.1	- Национальные перевозки
5.2	- Международные перевозки - загрузка в стране
5.3	- Международные перевозки - разгрузка в стране
5.4	- Сквозные транзитные перевозки трубопроводами

**OIL PIPELINE TRANSPORT - TRANSPORT PAR OLEODUCS
НЕФТЕПРОВОДНЫЙ ТРАНСПОРТ**

17. Oil pipeline infrastructure and volume of transport**17. Longueur des oléoducs et volume transporté****17. Протяженность трубопроводов и объем транспортировки**

Item	Description	Rubrique	Description
1	Total length of pipelines operated (km)	1	Longueur totale des oléoducs exploités (km)
2	Total volume carried (1 000 tonnes)	2	Volume total transporté (1 000 tonnes)
2.1	- National transport	2.1	- Transport national
2.2	- International transport - loaded	2.2	- Transport international - chargements
2.3	- International transport - unloaded	2.3	- Transport international - déchargements
2.4	- Transit by pipelines throughout	2.4	- Transit par oléoducs de bout en bout
3	Total volume carried (million tonne-kilometres)	3	Volume total transporté (million de tonnes-kilomètres)
3.1	- National transport	3.1	- Transport national
3.2	- International transport - loaded	3.2	- Transport international - chargements
3.3	- International transport - unloaded	3.3	- Transport international - déchargements
3.4	- Transit by pipelines throughout	3.4	- Transit par oléoducs de bout en bout
4	Crude petroleum carried (1 000 tonnes)	4	Pétrole brut transporté (1 000 tonnes)
4.1	- National transport	4.1	- Transport national
4.2	- International transport - loaded	4.2	- Transport international - chargements
4.3	- International transport - unloaded	4.3	- Transport international - déchargements
4.4	- Transit by pipelines throughout	4.4	- Transit par oléoducs de bout en bout
5	Crude petroleum carried (million tonne-kilometres)	5	Pétrole brut transporté (millions de tonnes-kilomètres)
5.1	- National transport	5.1	- Transport national
5.2	- International transport - loaded	5.2	- Transport international - chargements
5.3	- International transport - unloaded	5.3	- Transport international - déchargements
5.4	- Transit by pipelines throughout	5.4	- Transit par oléoducs de bout en bout

Статья	Описание
1	Протяженность трубопроводов в эксплуатации (км) - всего
2	Весь перевезенный объем (1 000 т)
2.1	- Национальные перевозки
2.2	- Международные перевозки - загрузка в стране
2.3	- Международные перевозки - разгрузка в стране
2.4	- Сквозные транзитные перевозки судами внутреннего плавания
3	Весь перевезенный объем (млн. тонн-км)
3.1	- Национальные перевозки
3.2	- Международные перевозки - загрузка в стране
3.3	- Международные перевозки - разгрузка в стране
3.4	- Сквозные транзитные перевозки трубопроводами
4	Перевезенная сырая нефть (1000 т)
4.1	- Национальные перевозки
4.2	- Международные перевозки - загрузка в стране
4.3	- Международные перевозки - разгрузка в стране
4.4	- Сквозные транзитные перевозки трубопроводами
5	Перевезенная сырая нефть (млн. тонн-км)
5.1	- Национальные перевозки
5.2	- Международные перевозки - загрузка в стране
5.3	- Международные перевозки - разгрузка в стране
5.4	- Сквозные транзитные перевозки трубопроводами

OIL PIPELINE TRANSPORT - TRANSPORT PAR OLEODUCS
НЕФТЕПРОВОДНЫЙ ТРАНСПОРТ

17. Oil pipeline infrastructure and volume of transport

17. Longueur des oléoducs et volume transporté

17. Протяженность трубопроводов и объем транспортировки

	Austria Autriche Австрия			Azerbaijan Azerbaïdjan Азербайджан			Belarus Bélarus Беларусь		
	2013	2014	2015	2013	2014	2015	2013	2014	2015
1 Total length (km)	1 214	1 214	-	1 531	1 527	1 526	3 734	3 755	-
2 Goods carried (1 000 t.)	39 262	38 620	-	47 819	50 082	49 895	78 925	78 504	-
2.1 - National	-	-	-	8 814	9 676	9 227	36	41	-
2.2 - International - loaded	-	-	-	39 005	40 406	40 668	1 621	1 619	-
2.3 - International - unloaded	-	-	-	-	-	-	19 765	21 527	-
2.4 - Transit	-	-	-	3 509	5 520	5 541	57 503	55 317	-
3 Tonne-km of goods carried (millions)	8 392	8 259	-	62 818	65 597	66 016	33 846	33 587	-
3.1 - National	-	-	-	420	508	501	1	1	-
3.2 - International - loaded	-	-	-	62 398	65 089	65 515	864	863	-
3.3 - International - unloaded	-	-	-	-	-	-	4 760	5 201	-
3.4 - Transit	-	-	-	-	-	-	28 221	27 522	-
4 Crude petroleum (1 000 t.)	39 262	38 620	-	47 819	50 082	49 895	71 359	72 162	-
4.1 - National	-	-	-	8 814	9 676	9 227	-	-	-
4.2 - International - loaded	-	-	-	39 005	40 406	40 668	1 621	1 619	-
4.3 - International - unloaded	-	-	-	-	-	-	19 354	21 527	-
4.4 - Transit	-	-	-	3 509	5 520	5 541	50 384	49 016	-
5 Tonne-km of crude petroleum carried (millions)	8 392	8 259	-	62 818	65 597	66 016	30 744	30 595	-
5.1 - National	-	-	-	420	508	501	-	-	-
5.2 - International - loaded	-	-	-	62 398	65 089	65 515	864	863	-
5.3 - International - unloaded	-	-	-	-	-	-	4 725	5 201	-
5.4 - Transit	-	-	-	-	-	-	25 155	24 531	-

	Bulgaria Bulgarie Болгария			Croatia Croatie Хорватия			Czechia Tchéquie Чехия		
	2013	2014	2015	2013	2014	2015	2013	2014	2015
1 Total length (km)	570	570	-	610	610	610	674	-	-
2 Goods carried (1 000 t.)	11 891	11 315	-	5 397	4 971	6 207	10 266	-	-
2.1 - National	11 891	11 315	-	2 450	1 859	2 327	3 717	-	-
2.2 - International - loaded	-	-	-	-	-	-	-	-	-
2.3 - International - unloaded	-	-	-	-	-	-	6 549	-	-
2.4 - Transit	-	-	-	2 947	3 113	3 880	-	-	-
3 Tonne-km of goods carried (millions)	633	583	-	1 127	1 114	1 395	1 933	-	-
3.1 - National	633	583	-	62	13	16	151	-	-
3.2 - International - loaded	-	-	-	-	-	-	-	-	-
3.3 - International - unloaded	-	-	-	-	-	-	1 782	-	-
3.4 - Transit	-	-	-	1 064	1 100	1 379	-	-	-
4 Crude petroleum (1 000 t.)	6 746	6 624	-	5 397	4 971	6 207	10 266	-	-
4.1 - National	6 746	6 624	-	2 450	1 859	2 327	3 717	-	-
4.2 - International - loaded	-	-	-	-	-	-	-	-	-
4.3 - International - unloaded	-	-	-	-	-	-	6 549	-	-
4.4 - Transit	-	-	-	2 947	3 113	3 880	-	-	-
5 Tonne-km of crude petroleum carried (millions)	202	199	-	1 127	1 114	1 395	1 933	-	-
5.1 - National	202	199	-	62	13	16	151	-	-
5.2 - International - loaded	-	-	-	-	-	-	-	-	-
5.3 - International - unloaded	-	-	-	-	-	-	1 782	-	-
5.4 - Transit	-	-	-	1 064	1 100	1 379	-	-	-

For notes see end of table.

Voir note à la fin du tableau.

См. примечания в конце таблицы.

OIL PIPELINE TRANSPORT - TRANSPORT PAR OLEODUCS
НЕФТЕПРОВОДНЫЙ ТРАНСПОРТ

17. Oil pipeline infrastructure and volume of transport

17. Longueur des oléoducs et volume transporté

17. Протяженность трубопроводов и объем транспортировки

	France France Франция			Germany Allemagne Германия			Hungary Hongrie Венгрия		
	2013	2014	2015	2013	2014	2015	2013	2014	2015
1 Total length (km)	-	6 400	-	2 370	2 370	2 370	2 217	2 215	2 215
2 Goods carried (1 000 t.)	-	-	-	87 332	87 728	90 661	12 652	12 960	11 581
2.1 - National	-	56 175	-	-	-	-	5 474	6 109	5 443
2.2 - International - loaded	-	-	-	-	-	-	-	-	-
2.3 - International - unloaded	-	-	-	-	-	-	6 268	6 186	5 677
2.4 - Transit	-	-	-	-	-	-	910	665	462
3 Tonne-km of goods carried (millions)	-	-	-	18 180	17 541	17 713	2 702	2 797	2 465
3.1 - National	-	-	-	-	-	-	695	838	746
3.2 - International - loaded	-	-	-	-	-	-	-	-	-
3.3 - International - unloaded	-	-	-	-	-	-	1 593	1 637	1 500
3.4 - Transit	-	-	-	-	-	-	414	322	219
4 Crude petroleum (1 000 t.)	-	21 768	-	87 332	87 728	90 661	6 738	7 313	6 996
4.1 - National	-	-	-	21 222	22 191	23 449	377	922	857
4.2 - International - loaded	-	-	-	-	-	-	-	-	-
4.3 - International - unloaded	-	-	-	66 110	65 537	67 212	5 451	5 726	5 677
4.4 - Transit	-	-	-	-	-	-	910	665	462
5 Tonne-km of crude petroleum carried (millions)	-	3 672	-	18 180	17 541	17 713	1 964	2 055	1 806
5.1 - National	-	-	-	4 426	4 252	4 491	60	154	87
5.2 - International - loaded	-	-	-	-	-	-	-	-	-
5.3 - International - unloaded	-	-	-	13 754	13 289	13 222	1 490	1 579	1 500
5.4 - Transit	-	-	-	-	-	-	414	322	219

	Italy Italie Италия			Latvia ¹ Lettonie Латвия			Lithuania Lituanie Литва		
	2013	2014	2015	2013	2014	2015	2013	2014	2015
1 Total length (km)	4 303	4 304	-	417	417	417	500	500	500
2 Goods carried (1 000 t.)	114 533	113 497	-	5 466	5 694	4 718	14 433	13 026	13 397
2.1 - National	-	-	-	-	-	-	-	-	-
2.2 - International - loaded	-	-	-	-	-	-	-	-	-
2.3 - International - unloaded	-	-	-	1 093	1 139	944	8 967	7 332	8 679
2.4 - Transit	-	-	-	4 373	4 555	3 775	5 466	5 694	4 718
3 Tonne-km of goods carried (millions)	10 024	9 555	-	2 279	2 376	1 965	563	567	496
3.1 - National	-	-	-	-	-	-	-	-	-
3.2 - International - loaded	-	-	-	-	-	-	-	-	-
3.3 - International - unloaded	-	-	-	456	475	393	88	72	85
3.4 - Transit	-	-	-	1 823	1 901	1 572	476	495	411
4 Crude petroleum (1 000 t.)	-	-	-	-	-	-	8 967	7 332	8 679
4.1 - National	-	-	-	-	-	-	-	-	-
4.2 - International - loaded	-	-	-	-	-	-	-	-	-
4.3 - International - unloaded	-	-	-	-	-	-	8 967	7 332	8 679
4.4 - Transit	-	-	-	-	-	-	-	-	-
5 Tonne-km of crude petroleum carried (millions)	-	-	-	-	-	-	88	72	85
5.1 - National	-	-	-	-	-	-	-	-	-
5.2 - International - loaded	-	-	-	-	-	-	-	-	-
5.3 - International - unloaded	-	-	-	-	-	-	88	72	85
5.4 - Transit	-	-	-	-	-	-	-	-	-

For notes see end of table.

Voir note à la fin du tableau.

См. примечания в конце таблицы.

OIL PIPELINE TRANSPORT - TRANSPORT PAR OLEODUCS
НЕФТЕПРОВОДНЫЙ ТРАНСПОРТ

17. Oil pipeline infrastructure and volume of transport

17. Longueur des oléoducs et volume transporté

17. Протяженность трубопроводов и объем транспортировки

	Norway ² Norvège Норвегия			Poland Pologne Польша			Republic of Moldova République de Moldova Республика Молдова		
	2013	2014	2015	2013	2014	2015	2013	2014	2015
1 Total length (km)	1 245	1 245	1 245	2 444	2 483	2 483	1 560	1 560	-
2 Goods carried (1 000 t.)	32 100	32 500	-	50 656	49 810	54 850	16 919	15 603	-
2.1 - National	22 000	20 000	-	5 636	5 092	5 652	932	967	-
2.2 - International - loaded	10 100	12 500	11 500	402	420	255	-	-	-
2.3 - International - unloaded	-	-	-	23 935	23 799	26 494	-	-	-
2.4 - Transit	-	-	-	20 683	20 499	22 449	15 987	14 637	-
3 Tonne-km of goods carried (millions)	-	-	-	20 112	20 543	21 843	1 223	1 111	-
3.1 - National	2 724	-	-	709	642	702	1 223	1 111	-
3.2 - International - loaded	-	-	-	36	43	23	-	-	-
3.3 - International - unloaded	-	-	-	5 929	6 533	6 524	-	-	-
3.4 - Transit	-	-	-	13 438	13 325	14 594	-	-	-
4 Crude petroleum (1 000 t.)	-	-	-	45 020	44 718	49 198	-	-	-
4.1 - National	-	-	-	-	-	-	-	-	-
4.2 - International - loaded	-	-	-	402	420	255	-	-	-
4.3 - International - unloaded	-	-	-	23 935	23 799	26 494	-	-	-
4.4 - Transit	-	-	-	20 683	20 499	22 449	-	-	-
5 Tonne-km of crude petroleum carried (millions)	-	-	-	19 403	19 901	21 141	-	-	-
5.1 - National	-	-	-	-	-	-	-	-	-
5.2 - International - loaded	-	-	-	36	43	23	-	-	-
5.3 - International - unloaded	-	-	-	5 929	6 533	6 524	-	-	-
5.4 - Transit	-	-	-	13 438	13 325	14 594	-	-	-

	Romania Roumanie Румыния			Russian Federation Fédération de Russie Российская Федерация			Serbia Serbie Сербия		
	2013	2014	2015	2013	2014	2015	2013	2014	2015
1 Total length (km)	2 951	3 048	2 715	74 739	74 151	74 075	434	434	370
2 Goods carried (1 000 t.)	5 625	6 365	6 663	557 704	566 141	577 970	3 445	3 207	3 442
2.1 - National	3 819	3 894	3 756	-	-	-	1 890	1 751	1 576
2.2 - International - loaded	680	1 081	1 250	-	-	-	1 555	1 456	-
2.3 - International - unloaded	981	1 390	1 657	-	-	-	-	-	1 866
2.4 - Transit	-	-	-	-	-	-	-	-	-
3 Tonne-km of goods carried (millions)	829	984	1 029	1 223 931	1 220 442	1 268 535	381	355	405
3.1 - National	407	404	392	-	-	-	141	130	117
3.2 - International - loaded	40	90	110	-	-	-	240	225	-
3.3 - International - unloaded	382	490	527	-	-	-	-	-	288
3.4 - Transit	-	-	-	-	-	-	-	-	-
4 Crude petroleum (1 000 t.)	-	-	-	524 577	532 135	543 293	-	-	-
4.1 - National	-	-	-	-	-	-	-	-	-
4.2 - International - loaded	-	-	-	-	-	-	-	-	-
4.3 - International - unloaded	-	-	-	-	-	-	-	-	-
4.4 - Transit	-	-	-	-	-	-	-	-	-
5 Tonne-km of crude petroleum carried (millions)	-	-	-	1 182 261	1 178 002	1 226 390	-	-	-
5.1 - National	-	-	-	-	-	-	-	-	-
5.2 - International - loaded	-	-	-	-	-	-	-	-	-
5.3 - International - unloaded	-	-	-	-	-	-	-	-	-
5.4 - Transit	-	-	-	-	-	-	-	-	-

For notes see end of table.

Voir note à la fin du tableau.

См. примечания в конце таблицы.

**OIL PIPELINE TRANSPORT - TRANSPORT PAR OLEODUCS
НЕФТЕПРОВОДНЫЙ ТРАНСПОРТ**

17. Oil pipeline infrastructure and volume of transport

17. Longueur des oléoducs et volume transporté

17. Протяженность трубопроводов и объем транспортировки

	Slovakia Slovaquie Словакия			Spain Espagne Испания			Switzerland Suisse Швейцария		
	2013	2014	2015	2013	2014	2015	2013	2014	2015
1 Total length (km)	506	506	506	4 735	-	-	109	109	109
2 Goods carried (1 000 t.)	9 788	8 945	9 932	26 169	-	-	5 585	5 787	-
2.1 - National	-	-	-	26 169	-	-	-	-	-
2.2 - International - loaded	-	-	-	-	-	-	-	-	-
2.3 - International - unloaded	-	-	-	-	-	-	5 585	5 787	-
2.4 - Transit	-	-	-	-	-	-	-	-	-
3 Tonne-km of goods carried (millions)	-	-	-	8 691	-	-	228	237	-
3.1 - National	-	-	-	8 691	-	-	-	-	-
3.2 - International - loaded	-	-	-	-	-	-	-	-	-
3.3 - International - unloaded	-	-	-	-	-	-	228	237	-
3.4 - Transit	-	-	-	-	-	-	-	-	-
4 Crude petroleum (1 000 t.)	-	-	-	5 054	-	-	4 846	4 897	-
4.1 - National	-	-	-	5 054	-	-	-	-	-
4.2 - International - loaded	-	-	-	-	-	-	-	-	-
4.3 - International - unloaded	-	-	-	-	-	-	4 846	4 897	-
4.4 - Transit	-	-	-	-	-	-	-	-	-
5 Tonne-km of crude petroleum carried (millions)	-	-	-	1 804	-	-	217	223	-
5.1 - National	-	-	-	1 804	-	-	-	-	-
5.2 - International - loaded	-	-	-	-	-	-	-	-	-
5.3 - International - unloaded	-	-	-	-	-	-	217	223	-
5.4 - Transit	-	-	-	-	-	-	-	-	-

	Turkey ³ Turquie Турция			United States Etats-Unis Соединенные Штаты		
	2013	2014	2015	2013	2014	2015
1 Total length (km)	3 053	3 053	3 053	200 257	-	-
2 Goods carried (1 000 t.)	20 599	14 461	35 343	-	-	-
2.1 - National	-	-	-	-	-	-
2.2 - International - loaded	-	-	-	-	-	-
2.3 - International - unloaded	-	-	-	-	-	-
2.4 - Transit	-	-	-	-	-	-
3 Tonne-km of goods carried (millions)	26 714	15 331	52 514	-	-	-
3.1 - National	-	-	-	-	-	-
3.2 - International - loaded	-	-	-	-	-	-
3.3 - International - unloaded	-	-	-	-	-	-
3.4 - Transit	-	-	-	-	-	-
4 Crude petroleum (1 000 t.)	20 599	14 461	35 343	-	-	-
4.1 - National	-	-	-	-	-	-
4.2 - International - loaded	-	-	-	-	-	-
4.3 - International - unloaded	-	-	-	-	-	-
4.4 - Transit	-	-	-	-	-	-
5 Tonne-km of crude petroleum carried (millions)	26 714	15 331	52 514	-	-	-
5.1 - National	-	-	-	-	-	-
5.2 - International - loaded	-	-	-	-	-	-
5.3 - International - unloaded	-	-	-	-	-	-
5.4 - Transit	-	-	-	-	-	-

For notes see end of table.

Voir note à la fin du tableau.

См. примечания в конце таблицы.

**OIL PIPELINE TRANSPORT - TRANSPORT PAR OLEODUCS
НЕФТЕПРОВОДНЫЙ ТРАНСПОРТ**

NOTES TO TABLE 17 - NOTES DU TABLEAU 17 - ПРИМЕЧАНИЯ К ТАБЛИЦЕ 17

Country notes - Notes relatives aux pays - Примечания к данным, представляемым странами

1) "Length" refers to crude petroleum pipelines in operation.

1) «Longueur» désigne les oléoducs du pétrole brut en exploitation.

1) Статья «Протяженность» относится к трубопроводам сырой нефти в эксплуатации.

2) "Length" includes 1 pipeline for condensate.

2) «Longueur» comprend un pipeline pour condensat.

2) Статья «Протяженность» включает один конденсатопровод.

3) Includes only crude petroleum.

3) Comprend seulement le pétrole brut.

3) Включает только сырую нефть.

ANNEX

SELECTED DEFINITIONS FROM THE GLOSSARY FOR TRANSPORT STATISTICS

INTRODUCTION

The *Glossary for Transport Statistics* was published for the first time in 1994 with the purpose of assisting member States during the collection of data on transport made by the UNECE, ECMT and Eurostat through the Common Questionnaire.

The 2011 edition, (www.unece.org/trans/main/wp6) is the result of the valuable cooperation between the three organizations, that – through the action of the Intersecretariat Working Group – put a constant effort into meeting the need to harmonize transport statistics at the international level. The *Glossary* now comprises 533 definitions and represents a point of reference for all those involved in transport statistics. By following the guidance expressed in these definitions, a considerable contribution will be given to the improvement in quality of data and their comparability.

Work will continue in the context of IWG.Trans on terminology related to rail accidents statistics, waterway and pipeline transport statistics, as well as statistics on the environmental impact of transport, for possible inclusion in future editions of the *Glossary*.

Notice: The explanatory notes in italics, given in some cases below the definitions, were intended to assist countries in filling in questionnaires and are not part of the definitions themselves.

RAILWAY TRANSPORT

Enterprises and employment

Principal railway enterprise(s): Enterprise owning and/or operating the largest network(s) in the country. Urban services operated by principal railway enterprises are included.

Employment: Average number of persons working during the given period in a railway enterprise, as well as persons working outside the enterprise but who belong to it and are directly paid by it.

Statistics should include the staff employed for performing all principal and ancillary activities of the enterprise (railway operation, renewal, new construction, road and shipping services, electricity, generation, hotels and restaurants etc.).

Types of employment: The main categories of employment being considered are:

- General administration – Includes central and regional management staff (e.g. finance, legal, personnel, etc.) and boards of directors. The management staff of specialist departments (operations and traffic, traction and rolling stock, ways and works) are excluded but are taken into account in the statistics specific to each of these services.
- Operations and traffic – Station staff, train crews (excluding locomotive crews) and associated central and regional offices. Includes tourism and advertising.
- Traction and rolling stock – Locomotive crews, workshop, inspection staff and associated central and regional offices.
- Way and works – Permanent way maintenance and supervision staff.
- Other operation – Passenger and goods road services, shipping services, electric power plants, hotel staff, etc.

Infrastructure

Railway: Line of communication made up by rail exclusively for the use of railway vehicles. *Line of communication is part of space equipped for the execution of transport.*

Railway network: All railways in a given area.

This does not include stretches of road or water even if rolling stock should be conveyed over such routes, e.g. by wagon-carrying trailers or ferries. Lines solely used for tourist purposes during the season are excluded as are railways constructed solely to serve mines, forests or other industrial or agricultural undertakings and which are not open to public traffic.

Track: A pair of rails over which railway vehicles can run.

Track gauge: Distance between a pair of rails measured between the inside edges of the rail heads. The following track gauges are in use:

- Standard gauge: 1.435 m.
- Large gauge: 1.524 m (VR, SZR); 1.600 m (CIE, NIR); 1.668 m (RENFE, CP).
- Narrow gauge: 0.60 m, 0.70 m, 0.75 m, 0.76 m, 0.785 m, 0.90 m, 1.00 m.

Electrified track: Track provided with an overhead trolley wire or with conductor rail to permit electric traction.

Sidings: Tracks branching off running tracks.

The length of sidings is included in the length of tracks if the sidings belong to the railway system concerned, private sidings being excluded.

Line: One or more adjacent running tracks forming a route between two points. Where a section of network comprises two or more lines running alongside one another, there are as many lines as routes to which tracks are allotted exclusively.

Average length of line operated throughout the year: The length of line used for traffic throughout the reported year (including lines operated jointly with other railway enterprises) plus the average length of lines opened or closed during the year (weighted by the number of days they have been operated). *The total length of line operated is the length operated for passenger or goods transport, or both. When a line is operated simultaneously by several enterprises it will be counted only once.*

Electrified line: Line with one or more electrified running tracks. Sections of lines adjacent to stations that are electrified only to permit shunting and not electrified as far as the next stations are to be counted as non-electrified lines.

Transport equipment (vehicle)

Railway vehicle: Mobile equipment running exclusively on rails, moving either under its own power (locomotives and railcars) or hauled by another vehicle (coaches, railcar trailers, vans and wagons).

The following vehicles are included in the statistics for a principal railway enterprise:

- (a) *All railway vehicles belonging to the principal railway enterprise and hired by it and actually at its disposal, including those under or waiting for repair, or stored in working or non-working order, and foreign vehicles at the disposal of the system and vehicles of the enterprise temporarily engaged in the normal course of running abroad, or upon secondary railway enterprises' network.*
- (b) *Private owners' wagons, i.e. those not belonging to the principal railway enterprise but registered on it and authorized to run on it under specified conditions, together with wagons hired out by the railway enterprise to private persons and being operated as private owners' wagons.*

Statistics for a principal railway enterprise exclude vehicles not at its disposal, i.e.

- (a) *Foreign or secondary railway enterprise vehicles temporarily on railway lines of the principal railway enterprise in the normal course of running.*
- (b) *Vehicles which are on hire to, or otherwise at the disposal of, other railway enterprises*
- (c) *Vehicles reserved exclusively for service transport, or intended for sale, breaking-up or condemning.*

Tractive vehicle: A vehicle equipped with prime mover and motor, or with motor only, intended solely for hauling other vehicles (a "locomotive") or for both hauling other vehicles and for the carriage of passengers and/or goods (a "railcar").

Locomotive: Railway vehicle equipped with prime mover and motor or with motor only used for hauling railway vehicles.

Only vehicles with a power of 110 kW and above at the draw hook are classed as locomotives; vehicles with less power being described as "light rail motor tractors" are excluded. Light rail motor tractor is low power tractive unit used for shunting or for work trains and short-distance or low-tonnage terminal

Types of train: The main categories being considered are:

- Goods train: Train made up of one or more wagons and, possibly, vans moving either empty or under load.
- Passenger train: Train for the carriage of passengers composed of one or more passenger railway vehicles and, possibly, vans moving either empty or under load.
- Mixed train: Train composed of passenger railway vehicles and of wagons.
- Other trains: Trains moving solely for the requirements of the railway enterprise, which involve no commercial traffic.

Train-kilometre: Unit of measure representing the movement of a train over one kilometre.

Tractive vehicle-kilometre: Unit of measure representing any movement of a tractive vehicle over a distance of one kilometre.

Tractive vehicles running light and shunting are included.

Gross tonne-kilometre hauled: Unit of measure representing the movement over a distance of one kilometre of one tonne of vehicle and contents excluding the weight of tractive vehicle. *The weight of railcars is included.*

Transport measurement

Rail transport: Any movement of goods and/or passengers using a railway vehicle on a given railway network.

When a railway vehicle is being carried on another rail vehicle only the movement of the carrying vehicle (active mode) is being considered.

National rail transport: Rail transport between two places (a place of loading/embarkment and a place of unloading/disembarkment) located in the same country irrespective of the country in which the railway vehicles were registered. It may involve transit through a second country.

International rail transport: Rail transport between two places (a place of loading/embarkment and a place of unloading/disembarkment) in two different countries. It may involve transit through one or more additional countries.

Rail passenger: Any person, excluding members of train crew, who makes a journey by railway vehicle.

Passenger making a journey by railway operated ferry or bus services are excluded.

Rail passenger-kilometre: Unit of measure representing the transport of one rail passenger by rail over a distance of one kilometre.

The distance to be taken into consideration should be the distance actually run by the passenger on the concerned network. If it is not available, then the distance charged or estimated should be taken into account.

Goods carried by rail: Any goods moved by rail vehicles.

This includes all packaging and equipment, such as containers, swap-bodies or pallets as well as road goods vehicles carried by rail.

Tonne-kilometre by rail: Unit of measure of goods transport which represents the transport of one tonne of goods by rail over a distance of one kilometre.

Goods loaded: Goods placed on a rail vehicle and dispatched by rail.

Unlike in road and inland waterway transport, transshipments from one rail vehicle to another and change of tractive vehicle are not regarded as loading after unloading.

Goods unloaded: Goods taken off a rail vehicle after transport by rail.

Unlike in road and inland waterway transport, transshipments from one rail vehicle to another and change of tractive vehicle are not regarded as unloading before reloading.

International – loaded

Goods having left the country by rail (other than goods in transit by rail throughout): Goods loaded on a reporting railway network and transported by rail to be unloaded in a foreign country.

Wagons loaded on a railway network and carried by ferry to a foreign network are included.

International – unloaded

Goods having entered the country by rail (other than goods in transit by rail throughout): Goods loaded on a foreign railway network and transported by rail on the reporting railway network for unloading in the country of this reporting network.

Wagons loaded on a foreign railway network and carried by ferry to the reporting network are included.

Goods in transit by rail throughout: Goods loaded on a foreign railway network for a destination on a foreign railway network which are transported on the reporting railway network.

Wagons entering and/or leaving the reporting network by ferry are included.

ROAD TRANSPORT**Infrastructure**

Road: Line of communication (travelled way) using a stabilized base other than rails or air strips open to public traffic, primarily for the use of road motor vehicles running on their own wheels.

Included are bridges, tunnels, supporting structures, junctions, crossings and interchanges. Toll roads are also included. Excluded are dedicated cycle paths.

Category of road (state roads, provincial roads, local roads): Classification of the road network according to:

- (a) administration responsible for its construction maintenance; and/or
- (b) according to design standards; or
- (c) according to the users allowed to have access on the road.

Motorway: Road, specially designed and built for motor traffic, which does not serve properties bordering on it, and which:

- (a) is provided, except at special points or temporarily, with separate carriageways for the two directions of traffic, separated from each other, either by a dividing strip not intended for traffic, or exceptionally by other means;
- (b) does not cross at level with any road, railway or tramway track, or footpath;
- (c) is specially sign-posted as a motorway and is reserved for specific categories of road motor vehicles.

Entry and exit lanes of motorways are included irrespectively of the location of the sign-posts. Urban motorways are also included.

E road: The international “E” network consists of a system of reference roads as laid down in the European Agreement on Main International Arteries, Geneva, 15 November 1975 and its amendments.

Transport equipment (vehicles)

Road motor vehicle: A road vehicle fitted with an engine whence it derives its sole means of propulsion, which is normally used for carrying persons or goods or for drawing, on the road, vehicles used for the carriage of persons or goods.

The statistics exclude motor vehicles running on rails.

Stock of road vehicles: Number of road vehicles registered at a given date in a country and licensed to use roads open to public traffic.

This includes road vehicles exempted from annual taxes or license fees; it also includes imported second-hand vehicles and other road vehicles according to national practice. The statistics should exclude military vehicles.

New registration of road vehicle: The registration of a road vehicle for the first time in the reporting country.

This includes both new road vehicles and imported second-hand vehicles registered in the reporting country for the first time.

International – unloaded

Goods having entered the country by rail (other than goods in transit by rail throughout): Goods loaded on a foreign railway network and transported by rail on the reporting railway network for unloading in the country of this reporting network.

Wagons loaded on a foreign railway network and carried by ferry to the reporting network are included.

Goods in transit by rail throughout: Goods loaded on a foreign railway network for a destination on a foreign railway network which are transported on the reporting railway network.

Wagons entering and/or leaving the reporting network by ferry are included.

ROAD TRANSPORT

Infrastructure

Road: Line of communication (travelled way) using a stabilized base other than rails or air strips open to public traffic, primarily for the use of road motor vehicles running on their own wheels.

Included are bridges, tunnels, supporting structures, junctions, crossings and interchanges. Toll roads are also included. Excluded are dedicated cycle paths.

Category of road (state roads, provincial roads, local roads): Classification of the road network according to:

- (a) administration responsible for its construction maintenance; and/or
- (b) according to design standards; or
- (c) according to the users allowed to have access on the road.

Motorway: Road, specially designed and built for motor traffic, which does not serve properties bordering on it, and which:

- (a) is provided, except at special points or temporarily, with separate carriageways for the two directions of traffic, separated from each other, either by a dividing strip not intended for traffic, or exceptionally by other means;
- (b) does not cross at level with any road, railway or tramway track, or footpath;
- (c) is specially sign-posted as a motorway and is reserved for specific categories of road motor vehicles.

Entry and exit lanes of motorways are included irrespectively of the location of the sign-posts. Urban motorways are also included.

E road: The international “E” network consists of a system of reference roads as laid down in the European Agreement on Main International Arteries, Geneva, 15 November 1975 and its amendments.

Transport equipment (vehicles)

Road motor vehicle: A road vehicle fitted with an engine whence it derives its sole means of propulsion, which is normally used for carrying persons or goods or for drawing, on the road, vehicles used for the carriage of persons or goods.

The statistics exclude motor vehicles running on rails.

Stock of road vehicles: Number of road vehicles registered at a given date in a country and licensed to use roads open to public traffic.

This includes road vehicles exempted from annual taxes or license fees; it also includes imported second-hand vehicles and other road vehicles according to national practice. The statistics should exclude military vehicles.

New registration of road vehicle: The registration of a road vehicle for the first time in the reporting country.

This includes both new road vehicles and imported second-hand vehicles registered in the reporting country for the first time.

Age of vehicle: Length of time after the first registration of the road vehicle, irrespective of the registering country.

National road vehicle: A road vehicle registered in the reporting country and bearing registration plates of that country, or having been separately registered (trams, trolleybuses, etc.).

Where registration of a road vehicle does not apply in a specific country, a national road vehicle is a vehicle owned or leased by a company tax resident in that country.

Passenger transport

Passenger road motor vehicle: A road motor vehicle, exclusively designed or primarily, to carry one or more persons.

Vehicles designed for the transport of both passengers and goods should be classified either among the passenger road vehicles or among the goods road vehicles, depending on their primary purpose, as determined either by their technical characteristics or by their category for tax purposes.

Moped: Two- or three-wheeled road vehicle which is fitted with an engine having a cylinder capacity of less than 50cc (3.05 cu.in) and a maximum authorized design speed in accordance with national regulations.

Motorcycle: Two-wheeled road motor vehicle with or without side-car, including motor scooter, or three-wheeled road motor vehicle not exceeding 400 kg (900 lb) unladen weight. All such vehicles with a cylinder capacity of 50 cc or over are included, as are those under 50 cc which do not meet the definition of moped.

Passenger car: Road motor vehicle, other than a motor cycle, intended for the carriage of passengers and designed to seat no more than nine persons (including the driver).

The term "passenger car" therefore covers microcars (need no permit to be driven), taxis and hired passenger cars, provided that they have fewer than ten seats. This category may also include pick-ups.

Motor-coach or bus: Passenger road motor vehicle designed to seat more than nine persons (including the driver).

Statistics also include mini-buses designed to seat more than 9 persons (including the driver).

Trolleybus: Passenger road vehicle designed to seat more than nine persons (including the driver), which is connected to electric conductors and which is not rail-borne.

This term covers vehicles which are sometimes used as trolleybuses and sometimes as buses (since they have an independent motor).

Number of seats/berths in motor coaches, buses and trolleybuses: Number of seats/berths, including the driver's, available in the vehicle when it is performing the service for which it is primarily intended.

In case of doubt, the highest number of seats/berths available should be taken into account.

Tram (street-car): Passenger road vehicle designed to seat more than nine persons (including the driver), which is connected to electric conductors or powered by diesel engine and which is rail-borne.

Goods road transport

Goods road vehicle: Road vehicle designed, exclusively or primarily, to carry goods.

Vehicles designed for the transport of both passengers and goods should be classified either among the passenger road vehicles or among the goods road vehicles, depending on their primary purpose, as determined either by their technical characteristics or by their category for tax purposes.

Lorry: Rigid road motor vehicle designed, exclusively or primarily, to carry goods.

Includes vans which are rigid road motor vehicles designed exclusively or primarily to carry goods with a gross vehicle weight of not more than 3 500 kg. This category may also include "pick-ups".

Road tractor: Road motor vehicle designed, exclusively or primarily, to haul other road vehicles which are not power-driven (mainly semi-trailers). *Agricultural tractors are excluded.*

Trailer: Goods road vehicle designed to be hauled by a road motor vehicle.

This category exclude agricultural trailers and caravans.

Semi-trailer: Goods road vehicle with no front axle designed in such way that part of the vehicle and a substantial part of its loaded weight rests on the road tractor.

Load capacity: Maximum weight of goods declared permissible by the competent authority of the country of registration of the vehicle.

Traffic and transport

Road traffic: Any movement of a road vehicle on a given network.

When a road vehicle is being carried on another vehicle, only the movement of the carrying vehicle (active mode) is considered.

Road traffic on national territory: Any movement of road vehicles within a national territory irrespective of the country in which these vehicles are registered.

Vehicle-kilometre. Unit of measurement representing the movement of a road motor vehicle over one kilometre.

It includes movements of empty road motor vehicles. Units made up of a tractor and a semi-trailer or a lorry and a trailer are counted as one vehicle.

Road transport: Any movements of goods and/or passengers using a road vehicle on a given road network.

When a road vehicle is being carried on another vehicle, only the movement of the carrying vehicle (active mode) is considered.

National road transport: Road transport between two places (a place of loading/embarkment and a place of unloading/disembarkment) located in the same country irrespective of the country in which the vehicle is registered. It may involve transit through a second country.

International road transport: Road transport between two places (a place of loading/embarkment and a place of unloading/disembarkment) in two different countries. It may involve transit through one or more additional country or countries.

Road passenger-kilometre: Unit of measure representing the transport of one passenger by road over one kilometre.

A transfer from one road vehicle to another is regarded as disembarkment before re-embarkment.

Goods carried by road: Any goods moved by road goods vehicles

This includes all packaging and equipment such as containers, swap-bodies or pallets.

Tonne-kilometre by road (of goods carried): Unit of measure of goods transport which represents the transport of one tonne by road over one kilometre.

Goods loaded: Goods placed on a road vehicle and dispatched by road.

Transshipment from one goods road vehicle to another or change of the road tractor are regarded as loading after unloading.

Goods unloaded: Goods taken off a road vehicle after transport by road.

Transshipment from one goods road vehicle to another or change of the road tractor are regarded as unloading before reloading.

International – loaded

Goods having left the country by road (other than goods in transit by road throughout): Goods which having been loaded on a road vehicle in the country, left the country by road and were unloaded in another country.

International – unloaded

Goods having entered the country by road (other than goods in transit by road throughout): Goods which, having been loaded on a road vehicle in another country, entered the country by road and were unloaded there.

Road cabotage transport: National road transport performed by a road motor vehicle registered in another country.

Cross trade transport: International road transport performed by a road motor vehicle registered in a third country.

A third country is a country other than the country of loading or than the country of unloading.

Transport for hire or reward: The carriage for remuneration, of persons or goods, on behalf of third parties.

INLAND WATERWAY TRANSPORT

Infrastructure

Navigable inland waterway: A stretch of water, not part of the sea, over which vessels of a carrying capacity of not less than 50 tonnes can navigate when normally loaded. This term covers both navigable rivers and lakes and navigable canals.

The length of rivers and canals is measured in mid-channel. The length of lakes and lagoons is measured along the shortest navigable route between the most distant points to and from which transport operations are performed. A waterway forming a common frontier between two countries is reported by both.

Navigable inland waterways regularly used for transport: Waterways over which an amount of transport is performed each year; this amount, expressed as tonne-kilometres per kilometre of waterway, is determined by the authority concerned in the light of conditions prevailing on that country's waterway network.

Navigable river: Natural waterway open for navigation, irrespective of whether it has been improved for that purpose.

Navigable lake: Natural expanse of water open for navigation.

Lagoons (brackish water area separated from the sea by a coastal bank) are included.

Navigable canal: Waterway built primarily for navigation.

Transport equipment (vessel)

IWT vessel: Floating craft designed for the carriage of goods or public transport of passengers by navigable inland waterways.

Vessels under repair are included. Vessels suitable for inland navigation but which are authorized to navigate at sea (mixed seagoing and inland waterways vessels) are included. This category excludes: harbour craft, seaport lighters and seaport tugs, ferries, fishery vessels, dredgers, vessels performing hydraulic work and vessels used exclusively for storage, floating workshops, houseboats and pleasure craft.

National IWT vessel: IWT vessel which is registered at a given date in the reporting country.

Where registration of IWT vessels does not apply in a specific country, a national IWT vessel is a vessel owned by a company tax resident in that country.

IWT freight vessel: Vessel with the carrying capacity of not less than 20 tonnes designed for the carriage of freight by navigable inland waterways.

Self-propelled barge: IWT freight vessel having its own means of mechanical propulsion.

Towed barges, pushed barges and pushed-towed barges which have an auxiliary engine only must be regarded as towed barges, pushed barges or pushed-towed barges as the case may be. The fact that a self-propelled barge can be used for towing does not change its nature.

Self-propelled vessel for river-sea navigation: IWT freight vessel having a carrying capacity of at least 20 tonnes also designed for the transport of goods by sea and equipped with their own means of propulsion developing at least 37 Kw.

Dumb barge: IWT freight vessel designed to be towed which does not have its own means of mechanical propulsion.

The act that a dumb barge is fitted with the auxiliary engine does not change its nature.

Pushed barge: IWT freight vessel which is designed to be pushed and does not have its own means of mechanical propulsion.

The fact that a pushed barge is fitted with the auxiliary engine does not change its nature.

Pushed-towed barge: IWT freight vessel which is designed to be either pushed or towed and does not have its own means of mechanical propulsion.

The act that a pushed-towed barge is fitted with an auxiliary engine does not change its nature.

Tug: Powered vessel developing not less than 37 kW and designed for the towing of dumb barges, pushed-towed barges, and rafts, but not for the carriage of goods. *Port and sea tugs are excluded.*

Pusher vessel: Powered vessel developing not less than 37 kW and designed or fitted for the pushing of pushed or pushed-towed barges but not for the carriage of goods. *Port pusher vessels are excluded.*

Pusher tug: Powered vessel developing not less than 37 kW and designed or fitted for the towing of dumb barges, pushed – towed barges, or rafts, and for the pushing of pushed and pushed – towed barges, but not for the carriage of goods.

Carrying capacity: Maximum permissible weight of goods, expressed in tonnes, which a vessel may carry in accordance with its documents.

Power (kW): Mechanical force developed by the motive power installation in a vessel.

This power should be measured in effective kilowatts (power transmitted to the propeller). 1 kW = 36 h.p.; 1 h.p. = 0.735 kW.

Year of construction of vessel: Year of original construction of the hull.

Transport measurement

Inland waterways transport (IWT): Any movement of goods and/or passengers using an IWT vessel on a given inland waterways network.

When an IWT vessel is being carried on another vehicle, only the movement of the carrying vehicle (active mode) is taken into account.

National inland waterways transport: Inland waterways transport between two places (a place of loading/embarkment and a place of unloading/disembarkment) located in the same country irrespective of the country in which the IWT vessel is registered. It may involve transit through a second country.

International inland waterways transport: Inland waterways transport between two places (a place of loading/embarkment and a place of unloading/disembarkment) located in two different countries. It may involve transit through one or more additional countries.

Goods carried by inland waterways: Any goods moved by IWT freight vessel.

This includes all packaging and equipment such as containers, swap-bodies or pallets.

Tonne-kilometre by inland waterways: Unit of measure of goods transport which represents the transport of one tonne by inland waterways over one kilometre.

Goods loaded: Goods placed on an IWT vessel and dispatched by inland waterways.

Transshipment from one IWT vessel to another is regarded as loading after unloading. The same applies to changes of pusher tugs or tugs.

Goods unloaded: Goods taken of an IWT vessel after transport by inland waterways.

Transshipment from one IWT vessel to another is regarded as unloading before re-loading. The same applies to changes of pusher tugs or tugs.

International – loaded

Goods having left the country by inland waterways (other than goods in transit by inland waterways throughout): Goods which, having been loaded on an IWT vessel in the country, left the country by inland waterways and were unloaded in another country.

International – unloaded

Goods having entered the country by inland waterways (other than goods in transit by inland waterways throughout): Goods which, having been loaded on an IWT vessel in another country, entered the country by inland waterways and were unloaded there.

Goods in transit by inland waterways throughout: Goods which entered the country by inland waterways and left the country by inland waterways at a point different from the point of entry, after having been carried across the country solely by inland waterways in the same IWT freight vessel.

Transshipments from one IWT vessel to another and changes of pusher tugs or tugs are regarded as loading/unloading.

OIL PIPELINE TRANSPORT

Infrastructure and transport equipment

Oil pipelines: Pipes for the movement of crude or refined liquid petroleum products by pumping. *Branch lines are included as well as oil pipelines between the land and drilling platforms at sea. Excluded are oil pipelines whose total length is less than 50 km or whose inside diameter is less than 15 centimetres and oil pipelines used only for military purposes or located entirely within the site boundaries of an industrial operation, as well as oil pipelines that are entirely off-shore (i.e. located solely out in the open sea). International oil pipelines whose total length is 50 km or more are included even if the section in the reporting country is less than 50 km long. Oil pipelines consisting of two (more) parallel pipelines are to be counted twice (or more). Only units which actually carry out an activity during the reference period should be considered. "Dormant" units or those not yet having begun their activity are excluded.*

Transport measurement

Oil pipeline transport: Any movement of crude or refined liquid petroleum products in a given oil pipeline network.

National oil pipeline transport: Oil pipeline transport between two places (a pumping-in place and a pumping-out place) located in the same country or in that part of the seabed allocated to it. It may involve transit through a second country.

International oil pipeline transport: Oil pipeline transport between two places (a pumping-in place and a pumping-out place) located in two different countries or on those parts of the seabed allocated to them. It may involve transit through one or more additional countries.

Goods transported by oil pipeline: Any crude or refined liquid petroleum products moved by oil pipelines.

Tonne-kilometre by oil pipeline: Unit of measure of transport which represents transport of one tonne of goods by oil pipeline over one kilometre.

International — loaded

Goods having left the country by oil pipeline (other than goods in transit by oil pipeline throughout): Goods which, having been pumped into an oil pipeline in the country or that part of the seabed allocated to it, left the country by oil pipeline and were pumped out in another country.

International — unloaded

Goods having entered the country by oil pipeline (other than goods in transit by oil pipeline throughout): Goods which, having been pumped into an oil pipeline in another country or that part of the seabed allocated to it, entered the country by oil pipeline and were pumped out there.

Goods in transit by oil pipeline throughout: Goods which entered the country by oil pipeline and left the country by oil pipeline at a point different from the point of entry, after having been transported across the country solely by oil pipeline.

Goods which entered and/or left the country in question by vessels after pumping into/pumping out of an oil pipeline at the frontier are included.

MARITIME TRANSPORT

Transport measurement

International sea transport: Sea transport between two ports (a port of loading/embarkment and a port of unloading/disembarkment) located in two different countries.

International one port transport is included.

Cabotage (maritime context)/national sea transport: Sea transport between two ports (a port of loading/embarkment and a port of unloading/disembarkment) located in the same country irrespective of the country in which the seagoing vessel is registered.

Cabotage (maritime context) can be performed by a seagoing vessel registered in the reporting country or in another country. One port transport is included.

Goods carried by sea: Any goods moved by sea. This includes all packaging and equipment such as containers, swap-bodies or pallets.

Mail is included; goods carried on or in wagons, lorries, trailers, semi-trailers or barges are also included.

Conversely, the following items are excluded: road passenger vehicles with drivers, bunkers and stores of vessels, fish landed from fishing vessels and fish processing ships, goods carried internally between different basins or docks of the same port.

Goods loaded: Goods placed on a seagoing vessel and dispatched by sea.

Transshipment from one seagoing vessel to another is regarded as loading after unloading. Goods loaded include national goods, transshipment goods (national or foreign goods arriving in port by sea) and land transit goods (foreign goods arriving in port by road, rail, air or inland waterway).

Goods unloaded: Goods taken off a seagoing vessel after transport by sea.

Transshipment from one seagoing vessel to another is regarded as unloading before re-loading. Goods unloaded include national goods, transshipment goods (national or foreign goods leaving a port by sea) and land transit goods (foreign goods leaving a port by road, rail, air or inland waterway).

INTERMODAL TRANSPORT

Intermodal transport: Movement of goods (in one and the same loading unit or a vehicle) by successive modes of transport without handling of the goods themselves when changing modes.

Vehicle can be a road or rail vehicle or a vessel.

The return movement of empty containers/swap bodies and empty goods road vehicles/trailers are not themselves part of intermodal transport since no goods are being moved. Such movements are associated with intermodal transport and it is desirable that data on empty movements be collected together with data on intermodal transport.

Multimodal Transport

* *European Conference of Ministers of Transport (ECMT) defines multimodal transport as the "carriage of goods by at least two different modes of transport". Intermodal transport is therefore a particular type of multimodal transport.*

* *United Nations Convention on International Multimodal Transport of Goods defines international multimodal transport as "the carriage of goods by at least two different modes of transport on the basis of a multimodal transport contract from a place in one country at which the goods are taken in charge by the multimodal transport operator to a place designated for delivery in a different country";*

Combined Transport

* *UNECE used the term combined transport as being identical to the definition for intermodal transport described above, but recently has taken account of the ECMT-definition for combined transport given below.*

* *According to the rules of application of the ECE/FAL Recommendation No.19 "Code for Modes of Transport" the definition is: "**Combined transport:** Combination of means of transport where one (**passive**) transport means is carried by another (**active**) means which provides traction and consumes energy";*

* *For transport policy purposes the ECMT restricts the term combined transport to cover: "Intermodal transport where the major part of the European journey is by rail, inland waterways or sea and any initial and/or final leg carried out by road are as short as possible."*

Road accompanied transport: Transport of a complete goods road motor vehicle, accompanied by the driver, by another mode of transport (for example by sea or rail).

Road unaccompanied transport: Transport of goods road motor vehicles or trailers, not accompanied by the driver, by another mode of transport (for example by sea or rail).

Equipment

Intermodal transport unit (ITU): Container, swap body or semi-trailer/goods road motor vehicle suitable for intermodal transport.

Container: Special box to carry freight, strengthened and stackable and allowing horizontal or vertical transfers. The technical definition of the container is: "Article of transport equipment which is:

- (a) of a permanent character and accordingly strong enough to be suitable for repeated use;
- (b) specially designed to facilitate the carriage of goods, by one or more mode of transport, without intermediate reloading;
- (c) fitted with devices permitting its ready handling, particularly its transfer from one mode of transport to another;
- (d) so designed as to be easy to fill and empty;
- (e) stackable; and,
- (f) having an internal volume of 1 m³ or more."

Swap bodies are excluded. Although without internal volume, and therefore not satisfying criterion (f) above, flats used in maritime transport should be considered to be a special type of container and therefore are included here.

Sizes of containers: The main sizes of containers are:

- (a) 20 Foot ISO container (length of 20 feet and width of 8 feet);
- (b) 40 Foot ISO container (length of 40 feet and width of 8 feet);
- (c) Super high cube container (Oversize container); and
- (d) Air container (Container conforming to standards laid down for air transportation).

Containers sizes classified under (a) to (c) are referred to as large containers.

Types of containers: The main types of containers, as defined by ISO Standards Handbook on foreign containers are:

1 — General purpose containers;

2 — Specific purpose containers:

- closed ventilated container;
- open top container;
- platform based container open sided;
- platform based container open sided with complete superstructure;
- platform based container open sided with incomplete superstructure and fixed ends;
- platform based container open sided with incomplete superstructure and folding ends;
- platform (container);

3 — Specific cargo containers:

- thermal container;
- insulated container;
- refrigerated container — (expendable refrigerant);
- mechanically refrigerated container;
- heated container;
- refrigerated and heated container;
- tank container;
- dry bulk container;
- named cargo container (such as automobile, livestock and others); and
- air mode container.

TEU (Twenty-foot Equivalent Unit): Standard unit for counting containers of: various capacities and for describing the capacities of container ships or terminals. One 20 Foot ISO container equals 1 TEU. *One 40 Foot ISO container equals two TEU.*

Swap body: Carrying unit strong enough for repeated use, but not enough to be top-lifted or stackable when loaded, designed for intermodal transport of which one leg is road.

Flat: A loadable platform having no superstructure whatever but having the same length and width as the base of a container and equipped with top and bottom corner fittings.

This is an alternative term used for certain types of specific purpose containers – namely platform containers and platform-based containers with incomplete structures.
